

Thomas Jefferson
University

April 2011



Arizona State
University

E-Newsletter

THE IPAD: IT'S YOUR TURN TO BE HEARD



What is an iPad?

An iPad is a “notebook” style computer designed, developed and marketed by Apple Inc. Its primary purpose is to provide audio-visual media including but not limited to books, periodicals, movies, music, games, and web content. Apple released the iPad in April 2010 and sold 3 million devices in the first 80 days!

The iPad functions the same way as the Apple iPod Touch and iPhone. It runs its own applications as well as applications of the iPhone. Like the iPhone and iPod Touch, the iPad is controlled by a multi-touch display. It also has a virtual onscreen keyboard but can be used with a physical keyboard if needed. The iPad uses a data connection to allow you to browse the Internet, load and stream media, and install software. This feature allows you to surf the web anywhere at anytime!

Significant Features of the iPad

- Crisp and vivid picture quality
- There's no up or down position—is designed to display content in portrait or landscape orientation with every turn
- Wide 178 degree viewing angle—can be held any way you want and still get a brilliant picture
- Thin and Light
- Slightly smaller than a magazine
- 1.5 pounds and 0.5 inch thin—can be carried anywhere



In This Issue

What is an iPad? 1-2

How does the iPad help children with disabilities? 3-6

How much does the iPad cost? 7

Are there any added features? 8

Helpful Websites 9-10

Useful App for iPad, iPod Touch, iPhone 11

What is an iPad? (Continued)

- Slightly curved to back—makes it easy to pick up and comfortable to hold
- Can use for up to 10 hours while surfing the web, watching videos, playing games, or listening to music
- Built-in speakers that produce rich, full sound
- Comes with a headphone jack and a built-in microphone



What are the differences between an iPad, iPhone, and iPod Touch?

Reviewers of the iPad have described it as a big screen version of the iPod touch. The iPad is larger in size and in storage space. It is more expensive than the iPhone and iPod Touch but is more versatile. An advantage of the iPhone is that it comes with 2 built-in cameras, a microphone and speaker, video recording and editing, etc. The iPod Touch is similar to the iPhone but without phone capabilities. All of these devices provide multi-touch features. The iPad is a great investment for use with children with disabilities or delayed development – even children who are older infants or toddlers.

What is an App?

Also known as an “application”, an app is computer software designed to help the user perform a single or multiple tasks. Apps are written and designed for a specific need or purpose of an individual user. Examples of “apps” for older children and grown ups are calculators, gps systems, photo albums, games, or social networks. Infants-toddlers can read a story, play simple games that teach them about concepts such as cause-effect or early literacy skills, or communicate. Their parents/caregivers can design individual picture schedules, stories, or visual time supports. Some apps are standard for the iPad such as apps for surfing the web, checking email, watching videos, keeping track of your schedule and contacts, listening to music and much more.

The Apple App Store is store that provides or sells a wide variety of applications for devices such as the iPad. Users may browse the site and download applications from the iTunes Store. Apps are downloaded directly to the user’s device. There are many other websites from which applications may be downloaded. Some are listed at the end of this newsletter but new apps are designed every day so keep checking for the one you might want. Visit the Apple App Store at <http://store.apple.com/us> for more information about apps and how to download them to the iPad.

What are some ideas about using the iPad with infants and toddlers?

Many possibilities for using the iPad with young children probably are coming to mind. You may have already heard of apps that have been developed so that the iPad may be easily used by children with disabilities for a variety of purposes. New apps are becoming available regularly so that infants and toddlers with disabilities may use the iPad to play and learn. An iPad can assist for communication, enhancing social skills, learning disabilities, fine motor skills, behavior disorders, etc. The iPad is a fabulous mobile device

What are some ideas about using the iPad with infants and toddlers? (continued)

lots of different concepts and ideas by playing games or interacting with different types of media. Using an iPad provides a child with an interactive experience with multi-sensory feedback that offers opportunities for learning.

Social Skills

Social skills intervention for children with special needs is an area that is growing through use of new innovations in technology. Video modeling and social stories are two practices that can be easily delivered through the iPad. Visual modeling is a technique that involves having a child watch a particular behavior so that the child may learn the behavior through watching a videotaped script. With social stories, pictures and sentences describe a social situation for a child. The sentences are written from a child's perspective and describe appropriate behavior for a specific situation. Social stories may be used to help prepare to participate in a new social situation or to review appropriate behavior within a social situation. The iPad has apps that combine the theory behind video modeling with the structure of a social story. Parents are able to easily create social stories using pictures that are connected to the child's life to demonstrate a desired behavior. Model Me Kids and iCommunicate are two of many apps that are available to use the iPad to deliver the social story.

Model Me Kids (FREE)

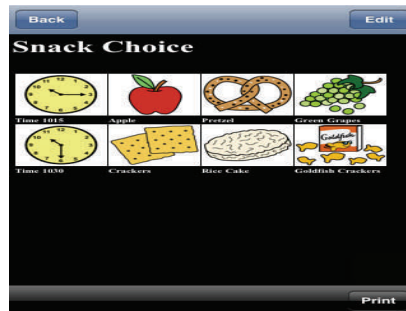
The younger series of this app are designed for ages 2 to 8 and for 5 to 12 focusing on appropriate behavior in different settings. This series focuses on conversation cues, non-verbal communication and friendship skills. Children can use this app at a restaurant or a doctor's office to promote positive behavior.



What are some ideas about using the iPad with infants and toddlers? (continued)

iCommunicate (\$19.99-\$29.99)

This is an app designed for the iPad that is used frequently for social stories. It allows you to create storyboards in two different formats. Different pictures may be downloaded to the database to create multiple stories. Parents may record their own voices to narrate the social story. Once the social story task is completed, the app allows it to be checked as completed. This gives the child recognition for accomplishing their task. You may also create stories that help children make choices. For example, during mealtime, you can create a list of different foods and have the child choose what they want to eat or drink.



Play

Babies as well as some children with disabilities may have difficulties using their hands to manipulate objects. A certain amount of manipulation is needed to use the iPad. Since this can become challenging, in order to learn to tap the iPad, children need to understand the concept of cause and effect. When a child touches a specific area of the app, there must be an action that occurs as a result. This will help them begin to make a connection. With saying this, several apps have been developed for enhancing fine motor

Wheels on the Bus (\$1.99)

This app has been awarded the “Best Children’s App” KAPi Award in 2010. It is musical and extremely engaging for children. There is a high level of cause and effect within this program. Children can also use larger fine-motor movements to create an action. Another great bonus with this app is that you actually record your own voice as part of the song.



What are some ideas about using the iPad with infants and toddlers? (continued)

Interactive Alphabet—ABC Flash Cards (\$2.99)

This app won ilounge's best iPad kids app of the year. It is ideal for developing fine motor skills and the concept of cause and effect. In order for it to operate, a child has to touch the screen to eat the apple, touch the train to make it go, or make the yo-yo go up and down.



Communication

Proloquo2go (\$189.99)

Infants and young children who are unable to communicate well may not need a communication system as elaborate as this app. Proloquo2go is an application that provides adaptive communication for people who are non-verbal. You can set it up to speak full sentences pertaining to your child's name, age, likes and dislikes, etc. You can also select a boy's voice or a girl's voice for children, or a man or woman for an adult. There are also speech options to allow a user to adjust the speed of words spoken.



To learn how to navigate the app and customize it to suit individual needs, online resources are offered for quick guides and step by step videos. For those who are unable to physically touch the screen because of a disability, RJ Cooper & Associates provides instructions on making iPad compatible head stylus. They also specialize in creating hardware and software for individuals with special needs. For more information, please see: <http://rjcooper.com/ipad-pointer/index.html>.

What are some ideas about using the iPad with infants and toddlers? (continued)

Visual Schedules

A visual schedule may be helpful with young children to help them understand what activities are going to occur and in what sequence. Visual schedules are often used with children with autism and other disabilities. Positive behavior support is provided through the use of images that show daily event, for example morning routine. A visual schedule also illustrates the steps needed to complete a specific activity such as using the restroom.


First-Then Visual Schedule (\$9.99)

The First-Then visual schedule application provides just that. It is an affordable and convenient audio-visual prompting tool for use on the iPad. The portability of the iPad and the easy use of this app make it perfect for using at school, home or in the community. This unique application is completely customizable. It allows for schedules to be created “on the go” to help with transitioning through unexpected change in a routine.



Time Timer (\$4.99)

This app answers the question “How much longer?” Time Timer is an app based on the visual timer that is commonly used with children in school who need a visual timing system for behavioral intervention or organization. Children can actually see time passing on the timer and solve the problem for those who ask, “how much time is left?” Simply set the Time Timer to the length of your activity. As the time elapses, the red-disk gradually gets smaller. This app helps kids focus on their homework, stick to practice schedules and assist with start/end of day routines. It also provides a sensitive time management solution for individuals with ADD, ADHD, Autism and other special needs.



How much does the iPad cost?

Prices for the iPad range from \$499 to \$829. The more expensive versions have more storage space, which means you can download more apps. iPads that connect to the Internet with Wi-Fi only are less expensive than those that connect through Wi-Fi and through AT&T's 3G network.

Still interested...

Where can you buy an iPad?

You can buy an iPad online at Apple.com or in any of Apple's retail stores. In addition to the official Apple website and store, you can also buy the iPad on Amazon, eBay, or at Target and Best Buy stores.

Buying Refurbished iPads from Apple

Buying a refurbished iPad can be purchased directly from the Apple store online under "Special Deals." When buying a refurbished iPad, make sure you're buying the model you want. Even though you are buying from a trusted source, you should understand the warranty and the return policy that Apple uses before you buy. Since Apple is known for offering good warranties, a one-year warranty will more than likely be offered to you. Without a good warranty or return policy, buying a refurbished iPad is a bad idea.

You can also buy refurbished iPad's from big retailers online such as Amazon or eBay. Overstock.com is another good source for refurbished iPads.

Are there any added features?

Sure there are!!!

- Vibration
- Built-in Microphone
- Built-in Speakers/Headphone Jack to plug in headphones
- Multiple Orientations—Horizontal or Vertical
- Large Text
- One Touch Operation
- Predictive Text Entry—Auto text corrections (verbal and physical)
- Bluetooth capabilities—Allows you to connect to other computers, printers, scanners, keyboards, etc. without the wires

Are there any added features? (continued)

- Visual/Audible Alerts
- Adjustable Speaking Rate—Speaks in different languages



Some adaptive features of the iPad

- Closed Captioning: This allows persons with hearing impairments and persons with cognitive disabilities to view subtitles and closed captions when reading text content or simply watching a movie.
- VoiceOver: This is a screen reader that lets you hear options displayed on the screen. When you touch the screen, VoiceOver will speak the item under your fingers.
- Zoom Feature: Zoom allows you to magnify the screen for up to five times the normal size. Zoom also allows you to move to a particular portion of the screen and magnify it.
- Mono Audio: With this function, you can direct the audio to be played in one headset as oppose to both headsets. This ensures that you can hear all the details of the audio file even if you can only hear in one ear.
- White on Black: Through the white on black feature of the iPad, you can set its display to the most ideal color contrast. This enhances readability for users with visual deficits.



Make Your iPad Even Better with Accessories

iPad Keyboard Dock: Attaches to the iPad for users who are not comfortable using the virtual keyboard



iPad Case: This case provides double duty. It folds in all the right places as well as acts as a stand for the iPad. The case is ideal for watching videos, movies, slideshows, etc. The case could also be folded into a slant board which provides a convenient angle for reading or typing.

iPad Camera Connection Kit: Gives you two ways to import photos and videos from a digital camera using your camera's USB cable or directly from an SD card.

ò For more iPad accessories visit <http://rjcooper.com/ipad-pointer/index.html>. RJ Cooper offers software and hardware for people with special needs, including specialized iPad accessories.

Thomas Jefferson
University

April 2011



Arizona State
University

E-Newsletter

THE IPAD: HELPFUL WEBSITES

There are LOTS of websites that can help you learn more about the iPad and various apps that are geared towards special needs. Here are just a few to get you started!!

The Apple App Store (<http://www.apple.com/ipad/apps-for-ipad/>)- This website provides you with various apps of all sorts of categories. You can simply click on the category or type directly in the search engine located at the top right corner.

Help Special Needs (<http://www.ihelpforspecialneeds.com/iHelp/Welcome.html>)- Helps raise funds for families with special needs children to acquire iPads and apps. If you click on the iTunes store through their site, you will be making a donation each time you make a purchase.

Moms with Apps (<http://www.momswithapps.com/apps-for-special-needs/>)- A collaborative group of family-friendly developers seeking to promote quality apps for kids and their families.

Easy Stand: Capable Kids Club (<http://blog.easystand.com/2010/05/ipad-apps-for-kids-with-special-needs/>)- “At Easy Stand, we make learning fun! The Capable Kids Clubhouse includes activities for kids of all abilities. Play, learn, and stand proud!

Special Needs Apps for Kids (<http://www.snapps4kids.com/>)- A community website to support Parents, Teachers, Therapists and Doctors who want to use technology like the Apple iPad to help special needs and typical children of all ages and abilities to learn, grow and develop. Anyone who shares these goals are welcome. The goal of this site is to help people use the iPad and other technology.

Thomas Jefferson
University

April 2011



Arizona State
University

E-Newsletter

THE IPAD: HELPFUL WEBSITES (CONTINUED)

ATMac (<http://atmac.org/category/platform/idevices/ipad>)- “ATMac provides instantly useful information about all Apple and Mac products for users with a disability, chronic illness, or other impairments.” There are a number of useful articles written specifically about the iPad.

Autism Epicenter (<http://autismepicenter.com/TEST/autism-apps.shtml>)- This website has reviews of apps for the iPad, iPod, and iPod Touch that can be used with children with disabilities. These reviews are great because they are reviewed first-hand by the father of a child with autism.

SLP Sharing (<http://slpsharing.com/app-resources/>)- “This resource page is dedicated to iPhone, iPod Touch and iPad devices and applications for (special) education.”

Poddy Training: Using the iPod Touches in the Kindergarten Classroom

(http://web.me.com/eccsms/poddytraining/Poddy_Training.html)- Although this website is not specifically about the iPad, it is an interesting story about the use of the iPod Touch in a Kindergarten classroom in Tennessee.

Autism Epicenter’s Youtube Channel (<http://www.youtube.com/autismepicenter#p/u>)- This site includes some great videos of the iPad in action!

Thomas Jefferson
University

April 2011

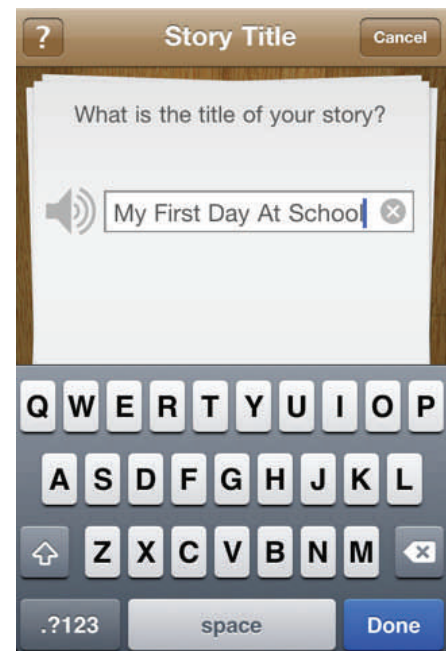
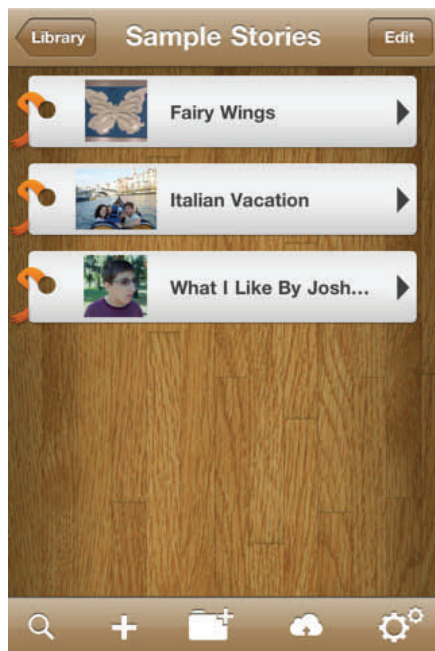


Arizona State
University

E-Newsletter

THE IPAD: PICTELLO

Pictello is an app that can be used on an iPad, iPod Touch, or iPhone. This app creates talking social stories. Each page of the album or book can contain a picture, up to 5 lines of text and a recorded sound or text-to-speech. You can download this app from the Apple store (<http://itunes.apple.com/app/pictello/id397858008?mt=8>) for \$14.99.



For more information about Pictello please visit the following websites:

<http://www.assistiveware.com/pictello.php> and <http://autismepicenter.com/TEST/pictello.shtml>.

Please feel free to forward this newsletter to any individuals or agencies that may benefit from information on assistive technology.

Questions? Comments? Want to have the newsletter sent directly to your inbox?

Email Jill at jill.mcleod@jefferson.edu