


NEW MEXICO
YOUTH RISK & RESILIENCY SURVEY

HIGH SCHOOL
Survey Results
2011



Luna County



For information about administration and methods used in implementation of the New Mexico Youth Risk and Resiliency Survey (NM YRRS), see the volume of statewide results, New Mexico Youth Risk & Resiliency Survey: High School Survey Results 2011, available at www.youthrisk.org.

ACKNOWLEDGEMENTS

This report is a product of the NM Youth Risk and Resiliency Survey (YRRS), a survey that aims to characterize risk behaviors and resiliency/protective factors among New Mexico youth. The YRRS is a joint project of the New Mexico Department of Health (NMDOH) and the New Mexico Public Education Department (PED), with support and technical assistance from the University of New Mexico Prevention Research Center (UNM PRC), AASTEC, and the Division of Adolescent and School Health, Centers for Disease Control and Prevention (CDC-DASH). Gratitude is extended to the individuals listed below for their contribution toward developing and producing this report. (Individuals who served on the NM-YRRS 2011 Steering Committee are identified by an asterisk (*).)

NEW MEXICO DEPARTMENT OF HEALTH

Brad McGrath, Interim Secretary
Michael Landen, MD, MPH, State Epidemiologist and Director, Epidemiology and Response Division*
Lori Zigich, MPH, Survey Section Manager, Epidemiology and Response Division*
Dan Green, MPH, Survey Epidemiologist, Epidemiology and Response Division*
James Padilla, MS, Tobacco Epidemiologist, Tobacco Use Prevention and Control Program*
James Farmer, MPH, Health Services Manager, Office of School and Adolescent Health*
Mary M. Ramos, MD, MPH, School Health Officer*

NEW MEXICO PUBLIC EDUCATION DEPARTMENT

Hanna Skandera, Secretary-Designate of Education
Paul Aguilar, Deputy Secretary, Finance and Operations
Denise Koscielniak, Director, Federal Programs
Kristine M. Meurer, PhD, Director, School and Family Support Bureau*
William O. Blair, PhD, Assistant Director, School and Family Support Bureau*
Dean Hopper, MAEd, Assistant Director, School and Family Support Bureau
Lonnie Barraza, MEd, HIV Program Administrator, School and Family Support Bureau*

UNIVERSITY OF NEW MEXICO DIVISION FOR PREVENTION AND POPULATION SCIENCES, HEALTH EVALUATION AND RESEARCH TEAM

Linda J. Peñaloza, PhD, Associate Research Professor*
Laura Gutman, PhD, Multi-Media Development Specialist
Courtney FitzGerald, MSSW, LMSW, Associate Scientist II
Eric Chrisp, MS, Associate Scientist II

ALBUQUERQUE AREA SOUTHWEST TRIBAL EPIDEMIOLOGY CENTER

Kevin English, RPh, MPH, Director
Judith Espinoza, MPH, Epidemiologist*
Ophelia Spencer, Tribal Survey Coordinator

NEW MEXICO CHILDREN, YOUTH AND FAMILIES DEPARTMENT

Julienne Smrcka, Juvenile Justice Services Education *

NEW MEXICO HUMAN SERVICES DEPARTMENT, BEHAVIORAL HEALTH SERVICES DIVISION

Karen Cheman, MPH, Prevention Staff Manager, Office of Substance Abuse Prevention *

Gratitude is expressed to the excellent survey management and teams of the Navajo Nation Department of Health and the Bureau of Indian Education for their expertise in coordinating the administration of multiple surveys at once.

Table of Contents

<u>Topic</u>	<u>Page</u>
Risk Behaviors at a Glance	7
Participation in Luna County	9
Highlights	11
Charts	21
Unintentional Injury	23
Injury: Behaviors Associated with Violence	27
Mental Health	33
Tobacco Use	37
Alcohol Use	45
Drug Use	55
Sexual Behaviors	63
Nutrition	67
Physical Activity	71
Body Weight	75
Other Behaviors and Characteristics	78
Resiliency/Protective Factors and Academic Measures	79
Relationship Between Selected Risk Behaviors and Resiliency/Protective Factors	85
Appendix A: Questionnaire with Results	101
Appendix B: About this Report	131
Risk Behavior Definitions	136

New Mexico Youth Risk and Resiliency Survey

Risk Behaviors at a Glance

Luna County

Grades 9-12

<u>Indicator</u>	<u>Luna County</u>		<u>New Mexico</u>	
	%	(95% CI)	%	(95% CI)
Unintentional Injury				
Rarely or never wore a bicycle helmet (of those who rode a bicycle)	93.3	(85.4-97.0)	86.3	(82.3-89.6)
Rarely or never wore a seatbelt	9.2	(4.9-16.9)	8.0	(6.9-9.1)
Violence				
In a physical fight in the past 12 months	34.4	(25.6-44.5)	31.5	(29.4-33.6)
Physically hit or hurt by boy/girlfriend in the past 12 months	9.5	(6.2-14.2)	9.2	(8.5-10.1)
Ever physically forced to have sexual intercourse	8.7	(5.7-13.1)	8.6	(7.8-9.5)
Bullied electronically in the past 12 months	12.7	(9.8-16.4)	13.2	(11.9-14.6)
Bullied on school property in the past 12 months	13.9	(11.1-17.2)	18.7	(17.3-20.3)
Skipped school because felt unsafe at school or on the way to or from school in the past 12 months	13.6	(8.9-20.4)	8.1	(5.6-11.4)
Mental Health				
Felt persistent sadness or hopelessness in the past 12 months	34.5	(29.5-39.9)	29.1	(28.0-30.2)
Seriously considered suicide	19.0	(13.4-26.3)	16.7	(15.7-17.8)
Planned suicide	15.1	(11.2-20.0)	13.4	(12.6-14.4)
Attempted suicide	13.2	(8.4-20.0)	8.6	(7.8-9.6)
Tobacco Use				
Current cigarette smoking	21.5	(13.3-32.8)	19.9	(17.6-22.4)
Current hookah use	15.3	(9.9-23.1)	20.0	(17.6-22.5)
Current spit tobacco use	9.7	(5.3-17.2)	9.5	(8.0-11.1)
Current cigar smoking	17.2	(11.4-25.1)	15.1	(13.6-16.8)
Alcohol Use				
Current drinking	43.3	(35.3-51.7)	36.9	(34.1-39.8)
Binge drinking	27.2	(18.6-38.0)	22.4	(20.3-24.6)
Drinking and driving	11.3	(6.1-20.1)	9.3	(8.1-10.8)
Alcohol use before age 13	28.8	(20.3-39.0)	27.4	(25.4-29.4)

New Mexico Youth Risk and Resiliency Survey

Risk Behaviors at a Glance

Luna County

Grades 9-12

<u>Indicator</u>	<u>Luna County</u>		<u>New Mexico</u>	
	%	(95% CI)	%	(95% CI)
Current drug use				
Marijuana	23.6	(16.8-31.9)	27.6	(24.5-31.0)
Painkillers to get high	10.2	(6.1-16.5)	11.3	(9.7-13.2)
Inhalants	9.5	(5.5-16.2)	6.7	(5.8-7.8)
Cocaine	7.7	(3.3-16.8)	5.2	(4.3-6.2)
Ecstasy	7.7	(4.1-14.0)	6.4	(5.4-7.5)
Methamphetamine	6.7	(3.2-13.4)	3.9	(3.1-4.8)
Heroin	4.4	(1.4-13.0)	3.2	(2.7-3.8)
Physical Activity, Body Weight, and Nutrition				
Overweight	13.3	(8.3-20.5)	14.4	(13.3-15.7)
Obese	9.5	(6.0-14.8)	12.8	(10.9-15.1)
Overweight or obese	22.8	(17.0-29.9)	27.3	(24.4-30.3)
Exercised daily	19.6	(15.5-24.5)	26.3	(24.8-27.9)
Daily PE	28.8	(23.3-34.9)	28.4	(23.2-34.2)
Three or more hours of TV viewing per day	34.2	(23.8-46.4)	29.4	(26.8-32.2)
Five or more fruits or vegetables per day	19.1	(13.4-26.5)	23.8	(22.1-25.7)
Drank at least one soda per day	32.2	(26.1-39.0)	27.9	(26.7-29.1)
Sexual Behaviors				
Sexually active	34.1	(28.3-40.5)	31.9	(29.1-34.8)
Had four or more lifetime sexual partners (of those who were sexually active)	47.1	(36.3-58.2)	39.1	(36.4-41.8)
Used a condom at last sexual intercourse	58.2	(42.6-72.3)	57.8	(55.3-60.3)
Used reliable birth control at last sexual intercourse	20.4	(10.4-36.1)	23.0	(20.6-25.5)
Used reliable birth control and a condom	12.2	(5.4-25.4)	8.6	(7.1-10.2)

Participation in Luna County

The response rate for Luna County was 70%.

A high response rate produces survey results that are more representative of the student population. A response rate of at least 60% allows generalization of results to the entire student body. A response rate of 70% is excellent and allows a high degree of confidence in results. Because a high response rate means that more students have been surveyed, a high response rate will also be reflected in the error bars (i.e., with a higher response rate and more students included in the survey, error bars will be smaller and confidence intervals will be narrower). Response rates below 60% are considered low, and caution should be exercised in interpreting results. Low response rates indicate that the data may represent only students who participated in the survey and not necessarily the entire student body.

Profile of students surveyed

	<u>Number of students</u>	<u>Percent (%)</u>
<u>Total</u>	197	(100%)
<u>Gender</u>		
Girls	107	(54.6%)
Boys	89	(45.4%)
<u>Race/Ethnicity *</u>		
American Indian or Alaska Native	24	(17.4%)
Asian or Pacific Islander	11	(3.6%)
Black or African-American	14	(10.1%)
Hispanic	167	(85.2%)
White	89	(64.5%)
<u>Grade Level</u>		
9th	51	(26.0%)
10th	40	(20.4%)
11th	43	(21.9%)
12th	61	(31.1%)
Other:	1	(0.5%)

Totals may add up to more or less than 100%, because

1. For race/ethnicity, respondents were allowed to choose multiple responses.
2. Data may be missing for some demographic measures if respondents chose not to answer certain questions.

New Mexico Youth Risk and Resiliency Survey (YRRS)
Highlights
Luna County
Grades 9-12, 2011

Highlights from the New Mexico Youth Risk and Resiliency Survey (YRRS)
 Grades 9-12, 2011
 Luna County

Results from the 2011 High School NM YRRS revealed several encouraging trends in New Mexico. These include declining rates of:

- Suicide ideation and attempts
- Alcohol use
- Tobacco use
- Behaviors associated with violence

At the same time, the rates of cocaine and methamphetamine use have stabilized after declining from 2003 to 2007, the prevalence of obesity has been increasing, and the relatively new phenomenon of using a hookah (large water pipe) to smoke tobacco threatens the overall trend of declining tobacco use among youth.

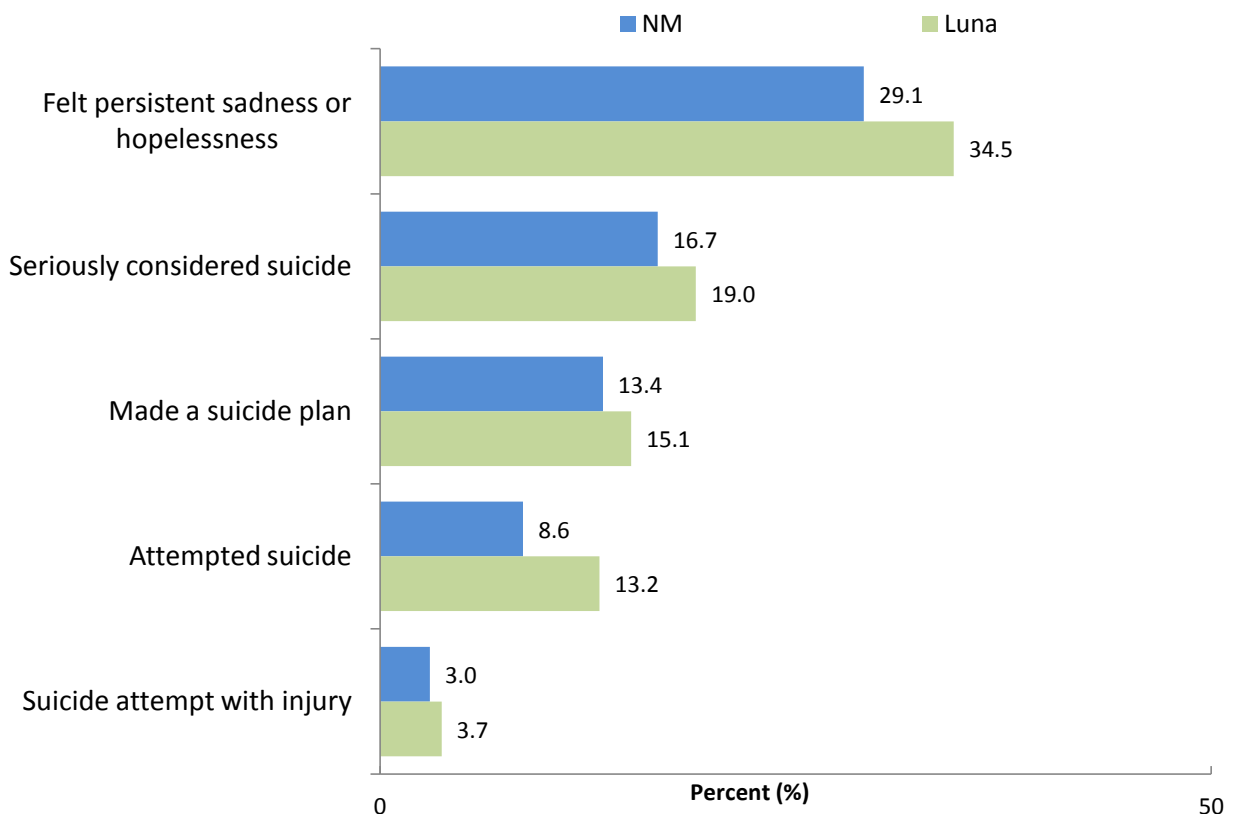
This report puts the findings for New Mexico alongside YRRS results for Luna County. Please use these results to help make New Mexico and your own community a safer and healthier place for all of our young people. For comprehensive YRRS results, see this website:

www.youthrisk.org

Mental Health

Suicide is the second leading cause of death among adolescents in New Mexico. Past-year suicide attempts have decreased among NM high school students from 14.3% in 2003 to 8.6% in 2011.

**Past Year Mental Health Indicators
 NM & Luna County
 Grades 9-12, 2011**



* Statistically significant difference

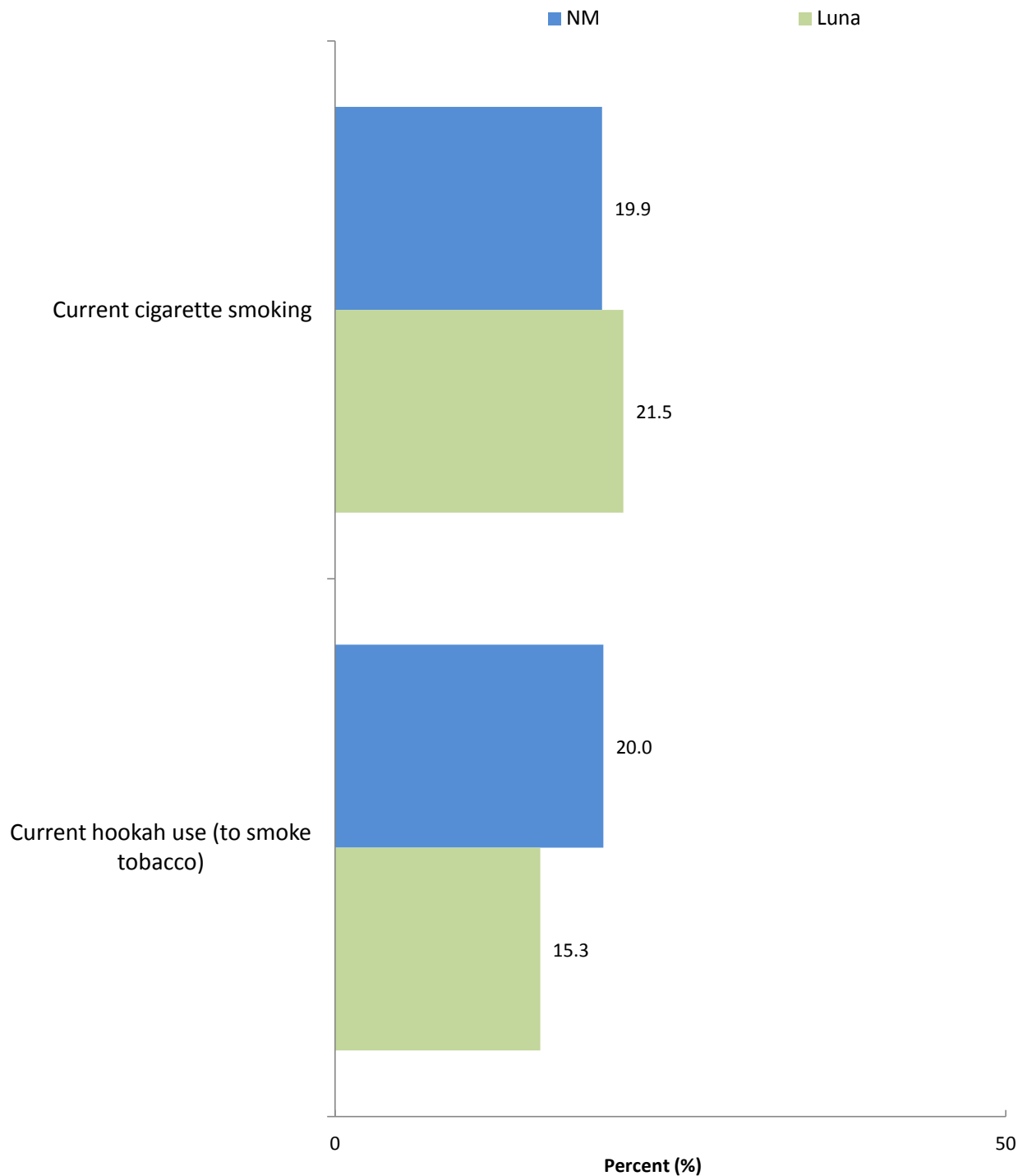
Tobacco Use

Cigarette smoking among NM high school students has been on the decline since 2003. In 2011, a new question was added to the YRRS about using a hookah, or large water pipe, to smoke tobacco. The prevalence of smoking a hookah was equal to that of current cigarette smoking.

Current Cigarette and Hookah Use

NM & Luna County

Grades 9-12, 2011

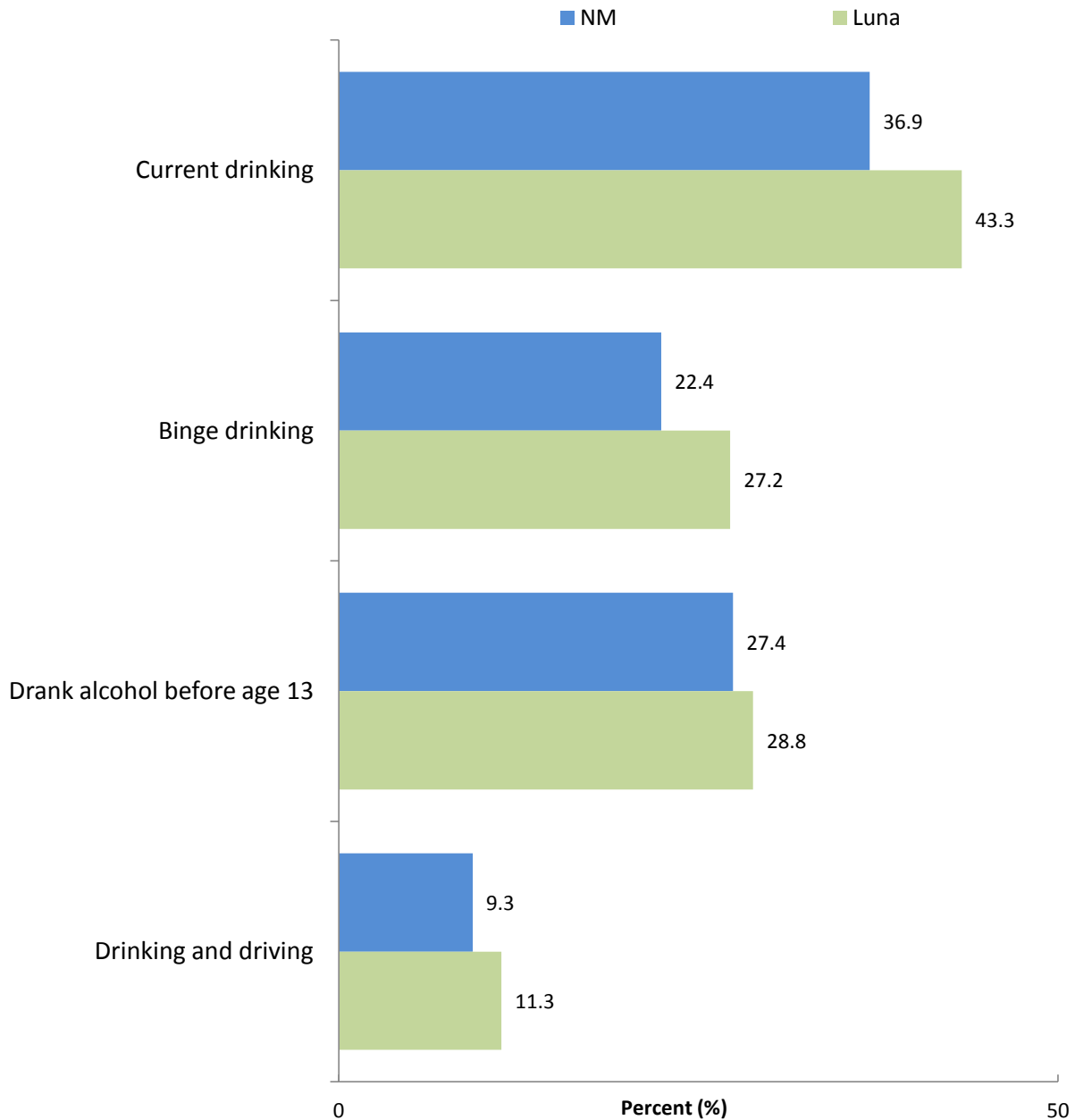


* Statistically significant difference

Alcohol Use

Alcohol use by young people is associated with injuries such as motor vehicle crashes, the leading cause of death among adolescents. Alcohol use at an early age is also associated with an increased risk of chronic liver disease and alcohol dependence later in life. In recent years, rates of current drinking, binge drinking, and drinking and driving have been decreasing among young people nationally and in New Mexico. While this is a hopeful sign for the future of New Mexico youth, in 2011 New Mexico high school students had the highest rate of any state participating in the CDC's Youth Risk Behavior Survey (YRBS) for drinking alcohol before the age of 13.

**Alcohol Use in the Past 30 Days
NM & Luna County
Grades 9-12, 2011**

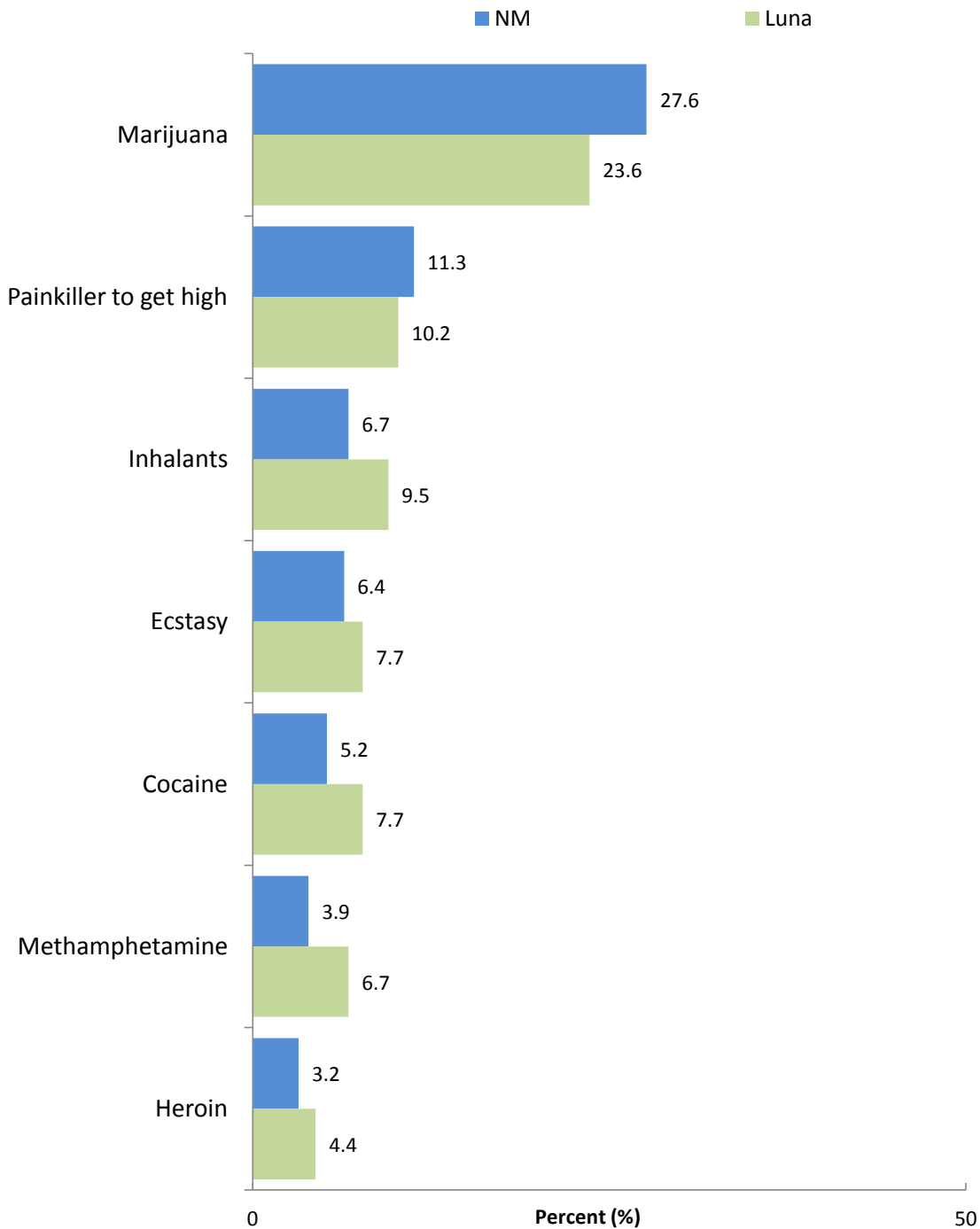


* Statistically significant difference

Drug Use

Current cocaine and methamphetamine use declined among high school students from 2003 - 2007, and has since stabilized. There have been no other trends for current drug use in recent years.

**Current Drug Use
NM & Luna County
Grades 9-12, 2011**

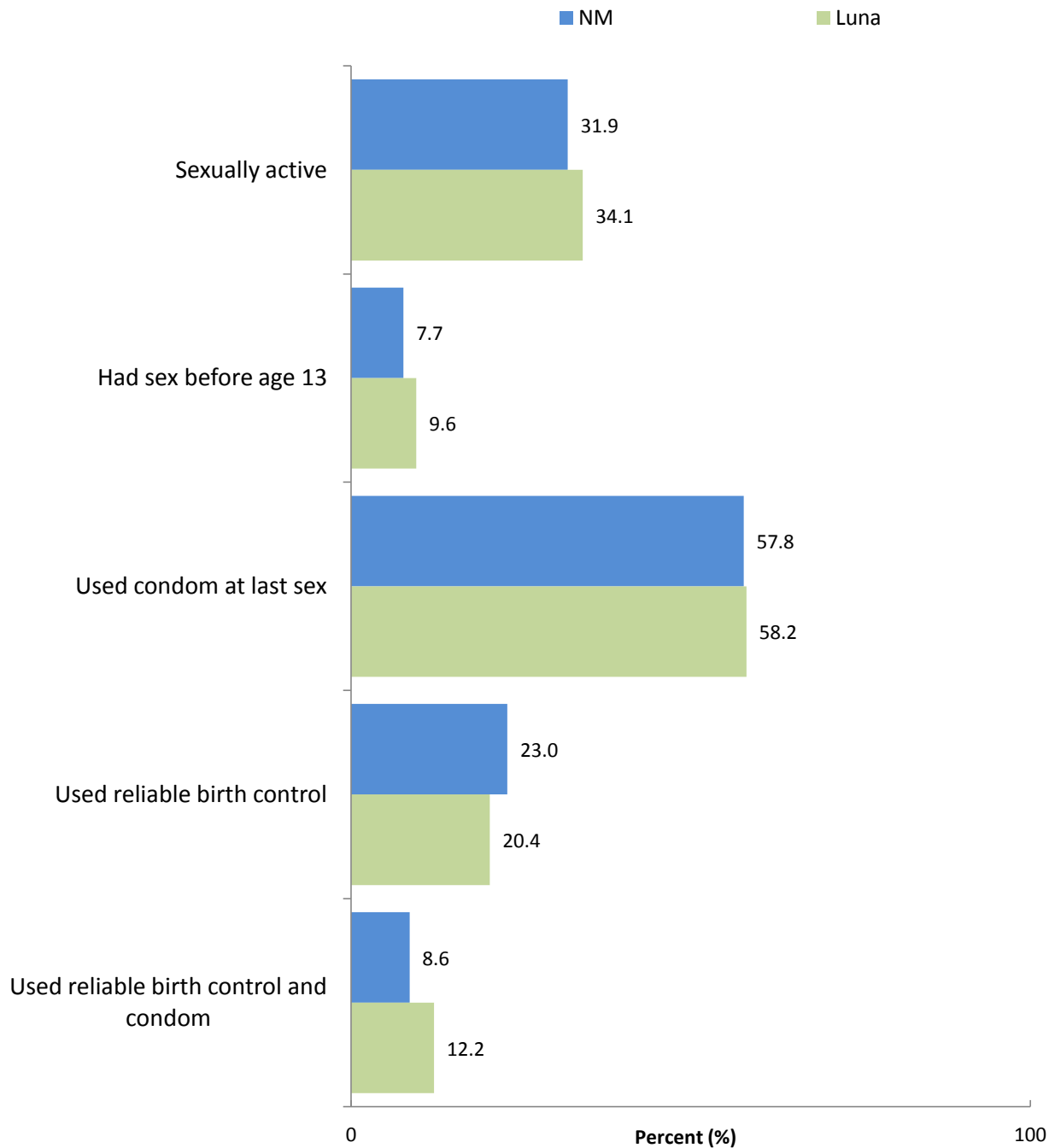


* Statistically significant difference

Sexual Activity

Early and unsafe sexual activity puts teens at risk of unplanned pregnancy and sexually transmitted infections. Measures of sexual activity among NM high school students are similar to those of other states that participated in the YRBS. Very few sexually active* teens used both condoms and reliable birth control.

**Sexual Activity
 NM & Luna County
 Grades 9-12, 2011**



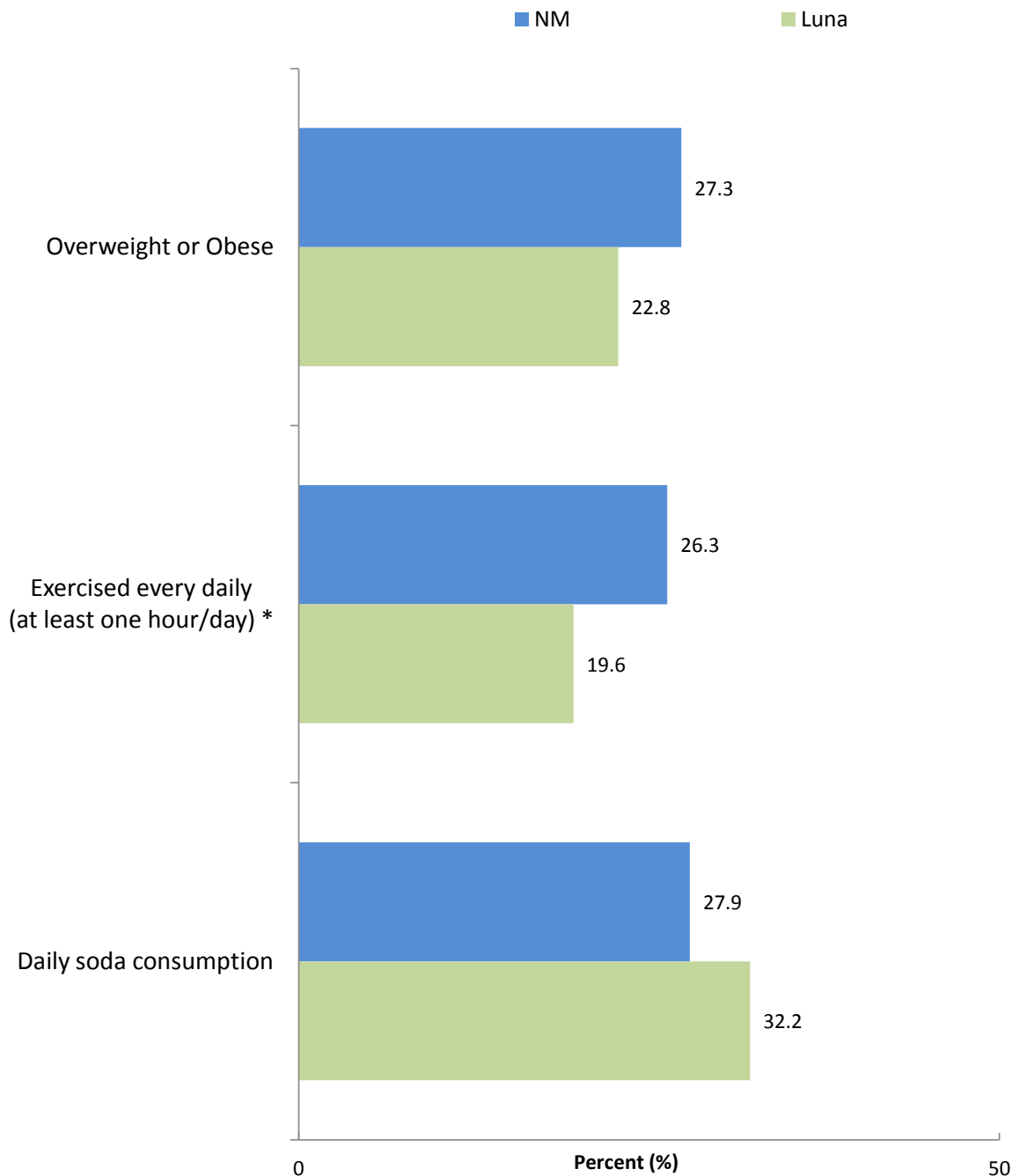
Sexually active: Had sexual intercourse at least once in the past three months.

* Statistically significant difference

Physical Activity, Nutrition, and Body Weight

Poor nutritional behaviors and a lack of physical activity put young people at risk of becoming overweight or obese. Obesity and overweight place teens at risk of many chronic diseases that can cause death or disability. Obesity among New Mexico teens has been on the rise for several years.

**Obesity, Overweight, Physical Activity, and Soda Consumption
NM & Luna County
Grades 9-12, 2011**



* Statistically significant difference

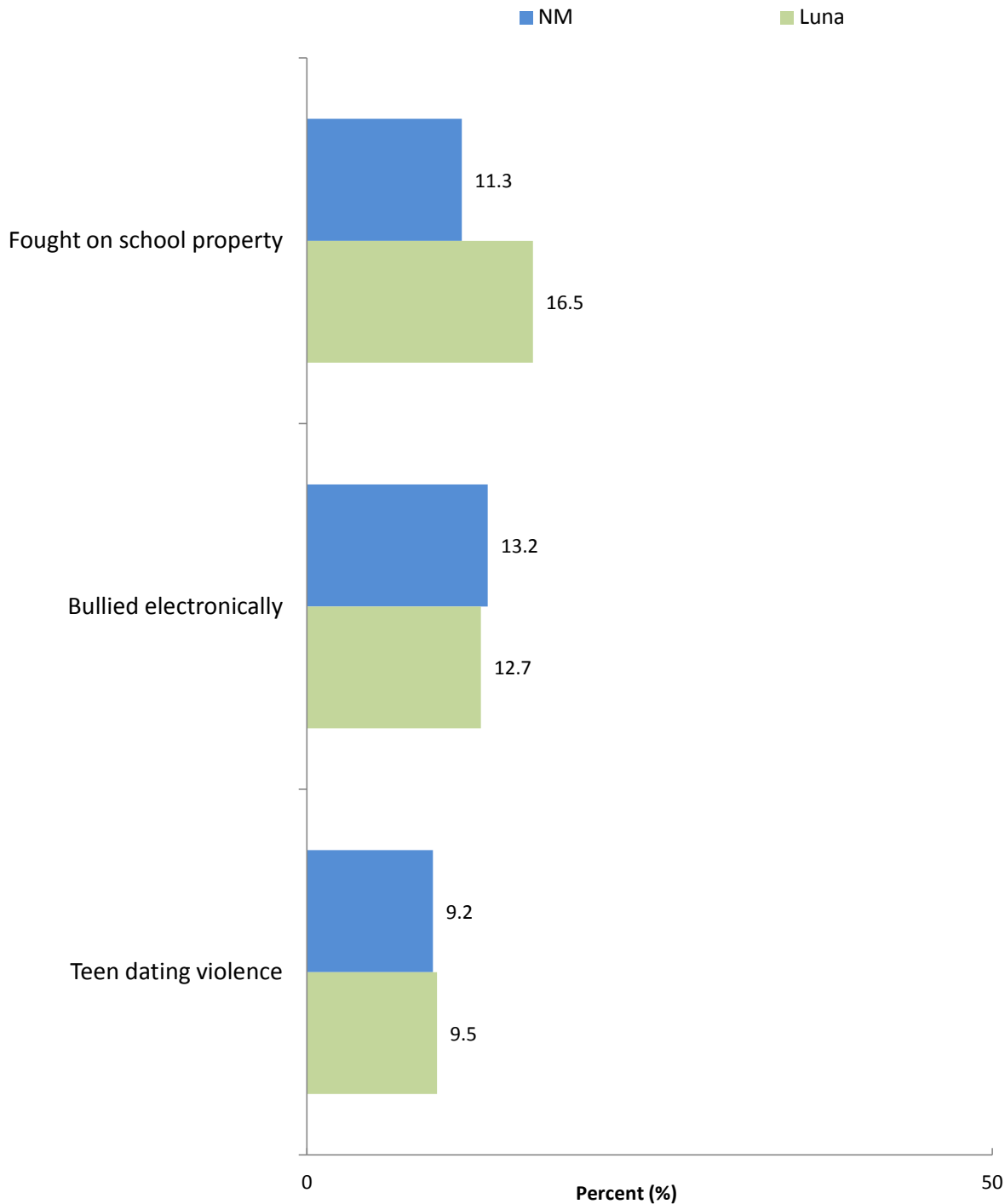
Behaviors Associated with Violence

The rates for fighting, fighting on school property, and teen dating violence (physically hit, shoved, or pushed by a boyfriend or girlfriend in the past 12 months) have declined since 2003. In 2011, a new question was added to the YRRS about electronic bullying.

Behaviors Associated with Violence, in the last 12 months

NM & Luna County

Grades 9-12, 2011

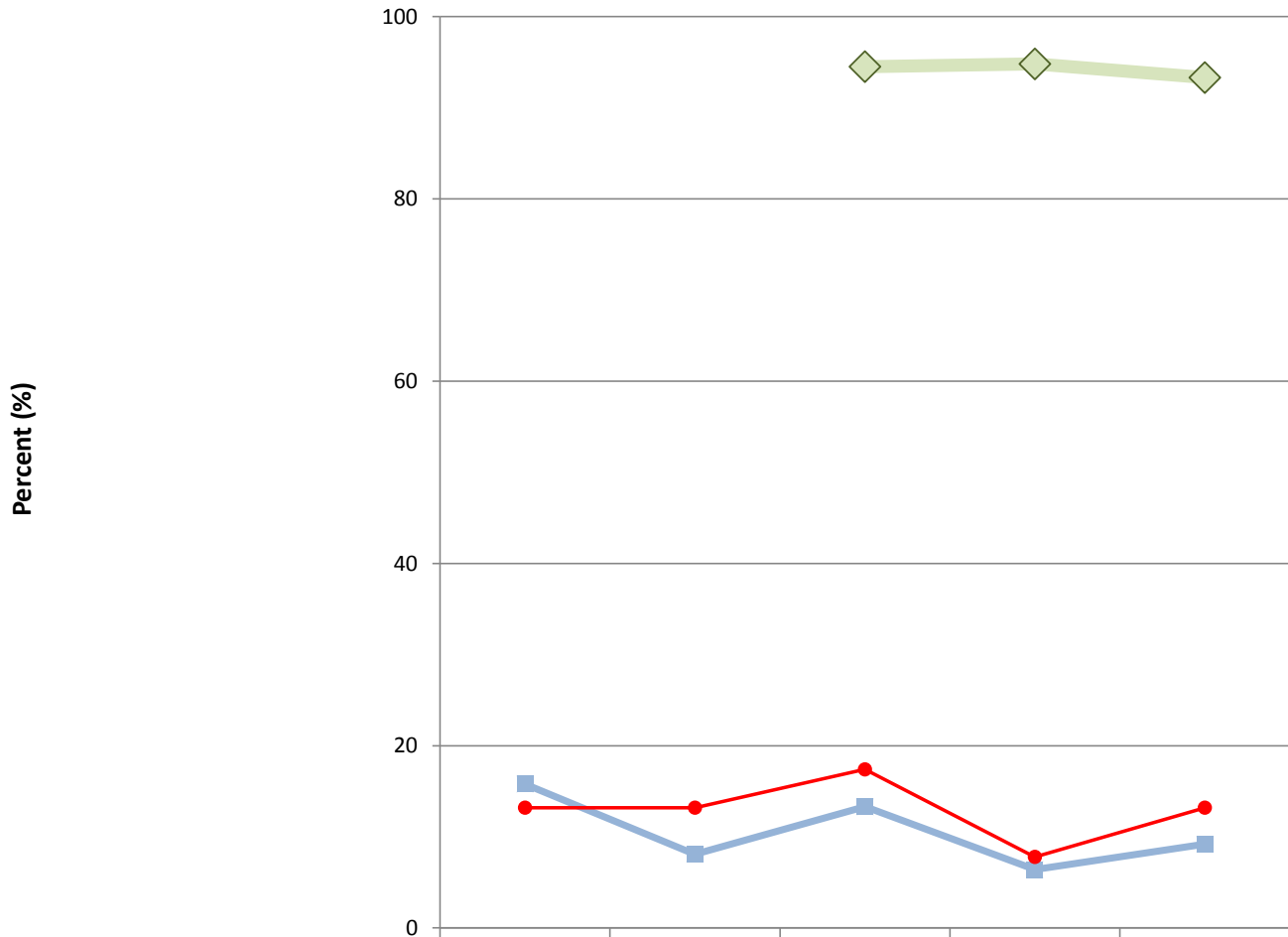


* Statistically significant difference

Luna County Charts

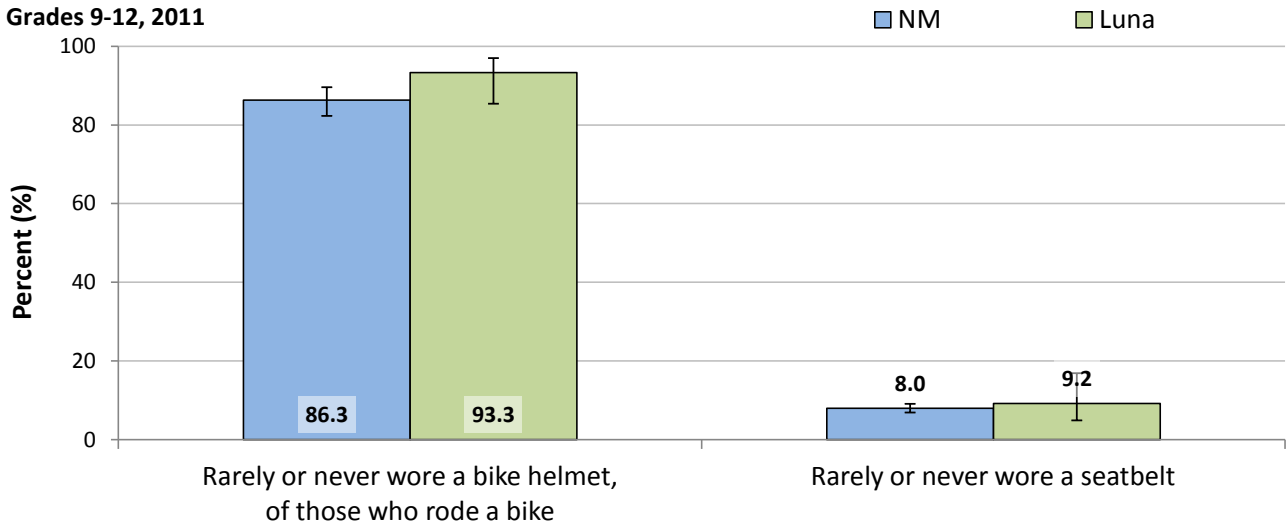
Unintentional Injury

Behaviors Associated with Unintentional Injury by Year, Luna County Grades 9-12, 2011

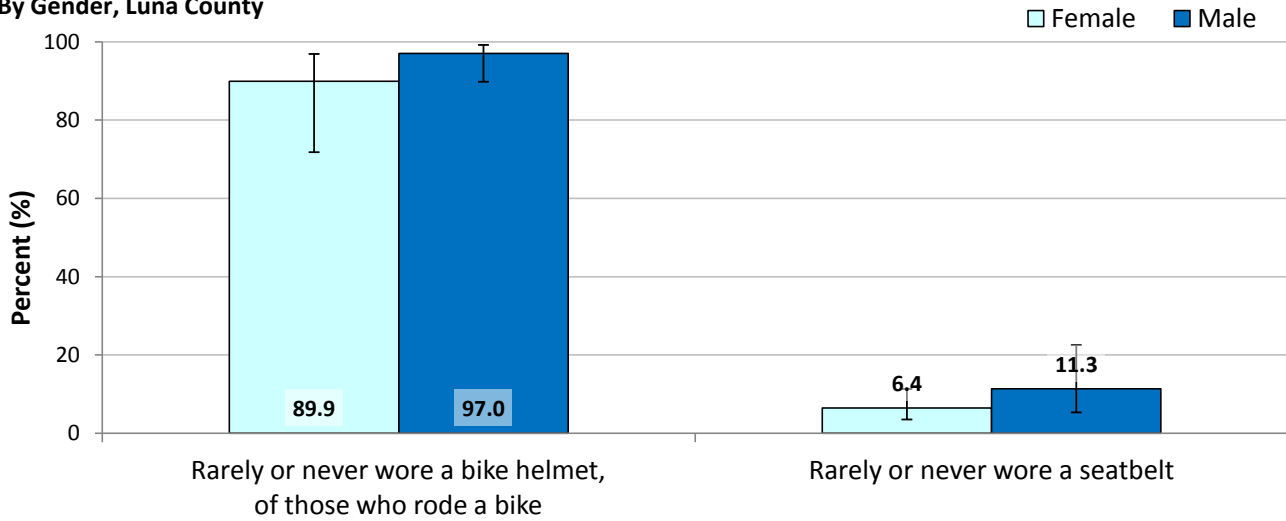


	2003	2005	2007	2009	2011
◇ Rarely or never wore bicycle helmet			94.5	94.8	93.3
■ Rarely or never wore seatbelt	15.8	8.1	13.3	6.4	9.2
● Carried a gun in the past 30 days	13.2	13.2	17.4	7.8	13.2

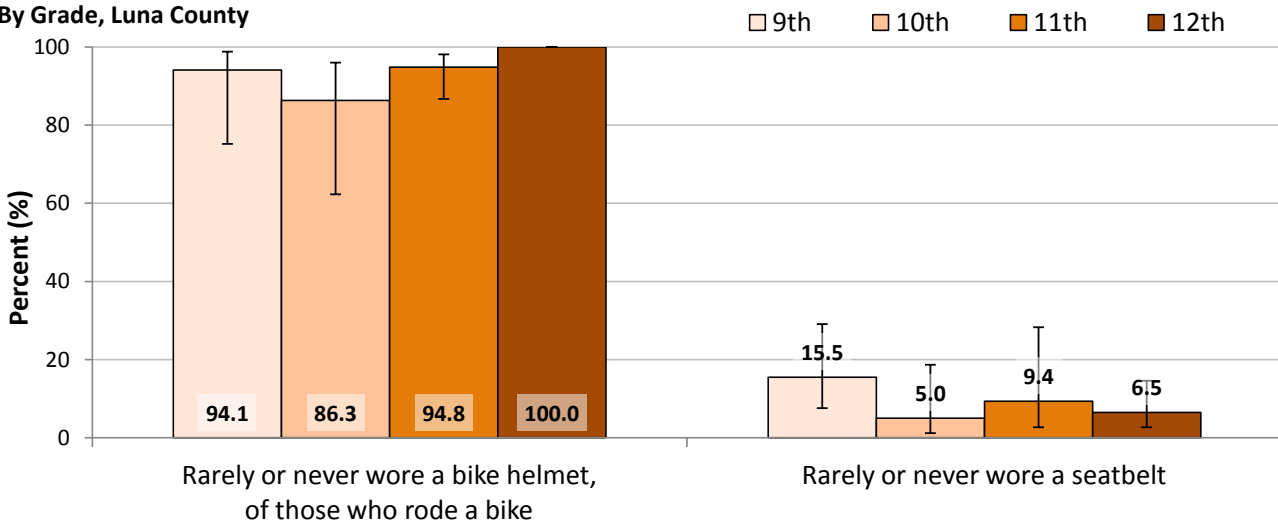
Unintentional Injury
New Mexico and Luna County
Grades 9-12, 2011



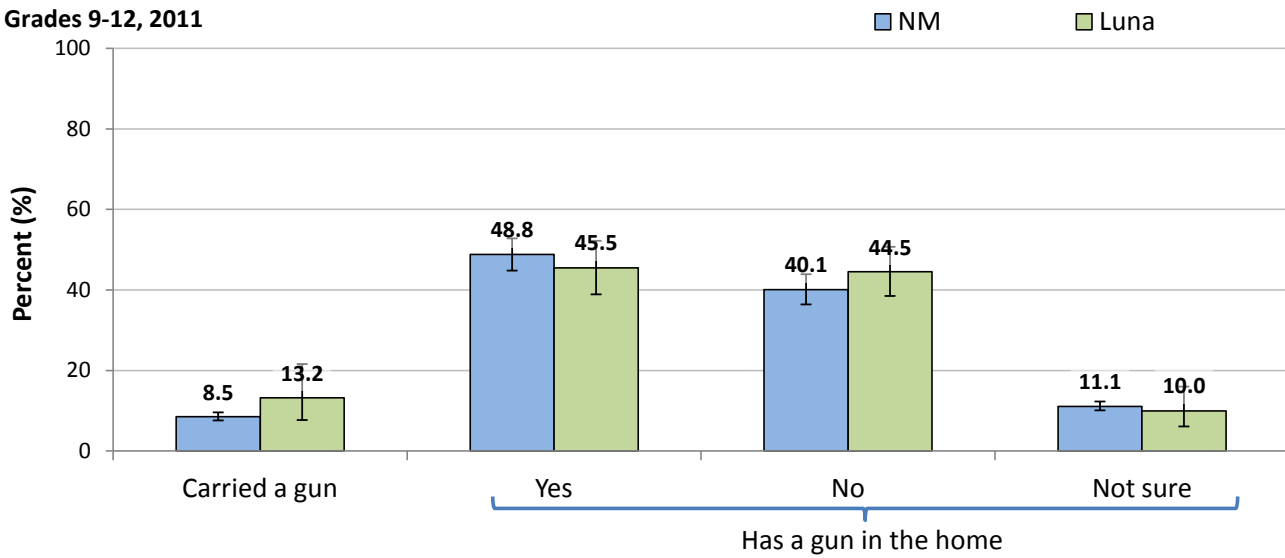
By Gender, Luna County



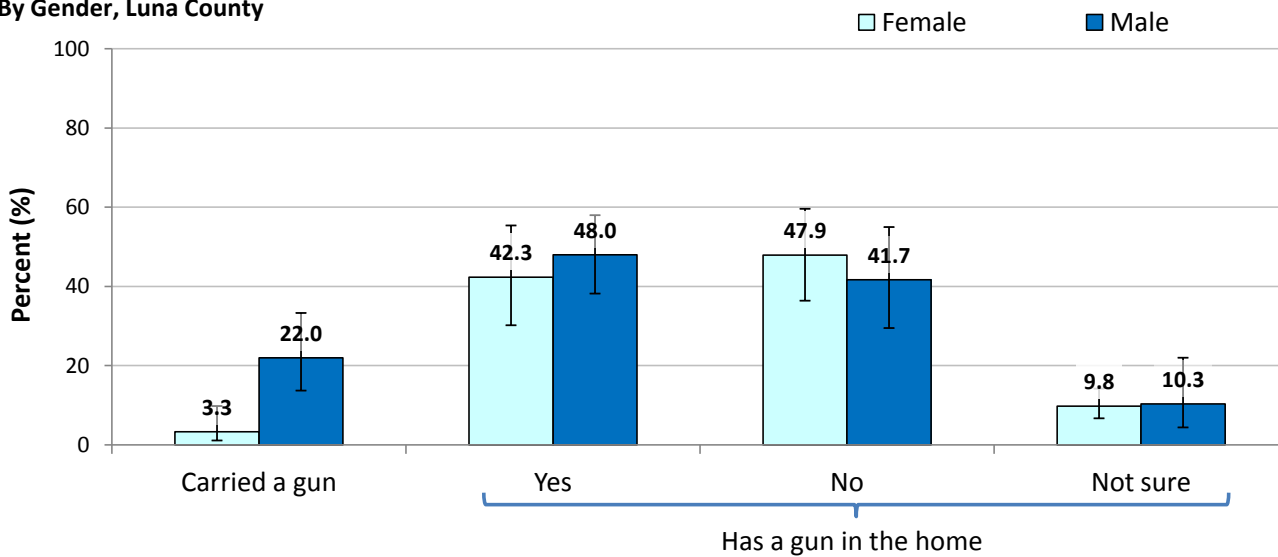
By Grade, Luna County



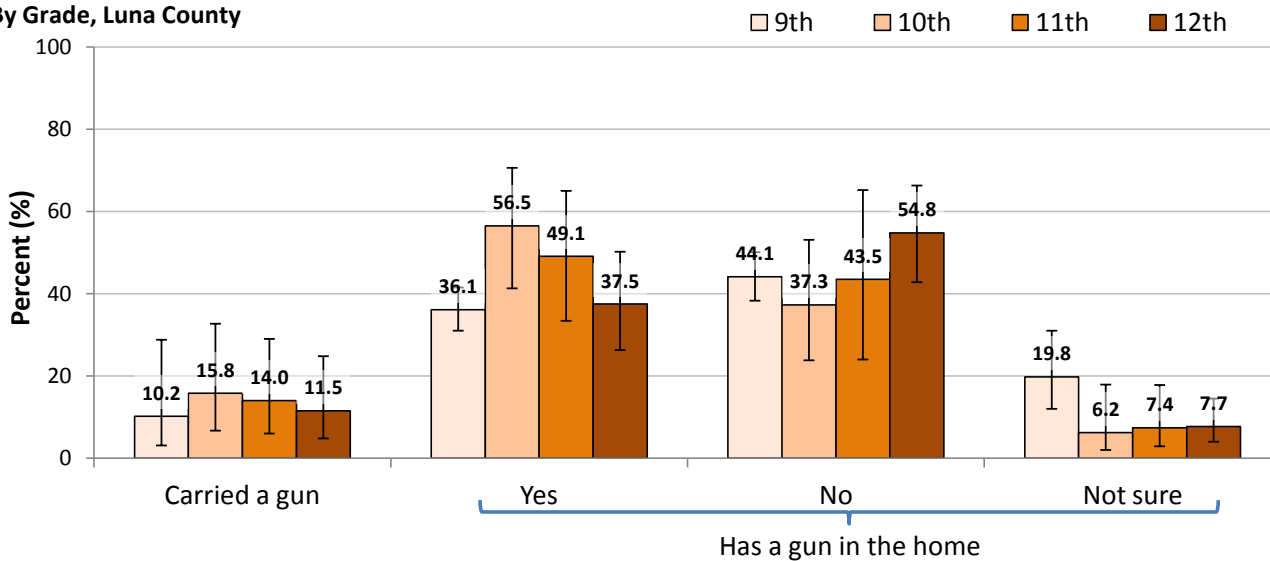
Unintentional Injury
New Mexico and Luna County
Grades 9-12, 2011



By Gender, Luna County

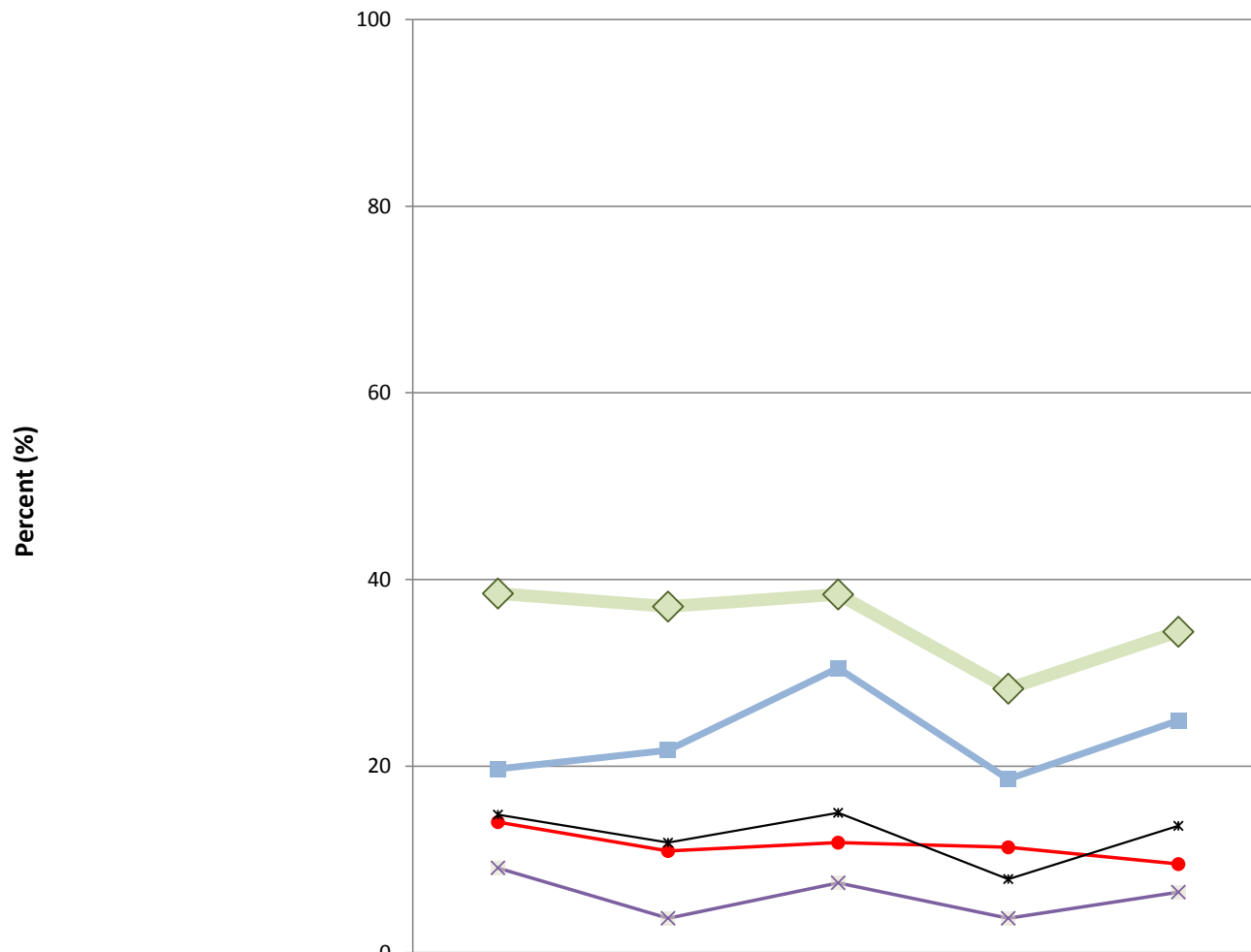


By Grade, Luna County



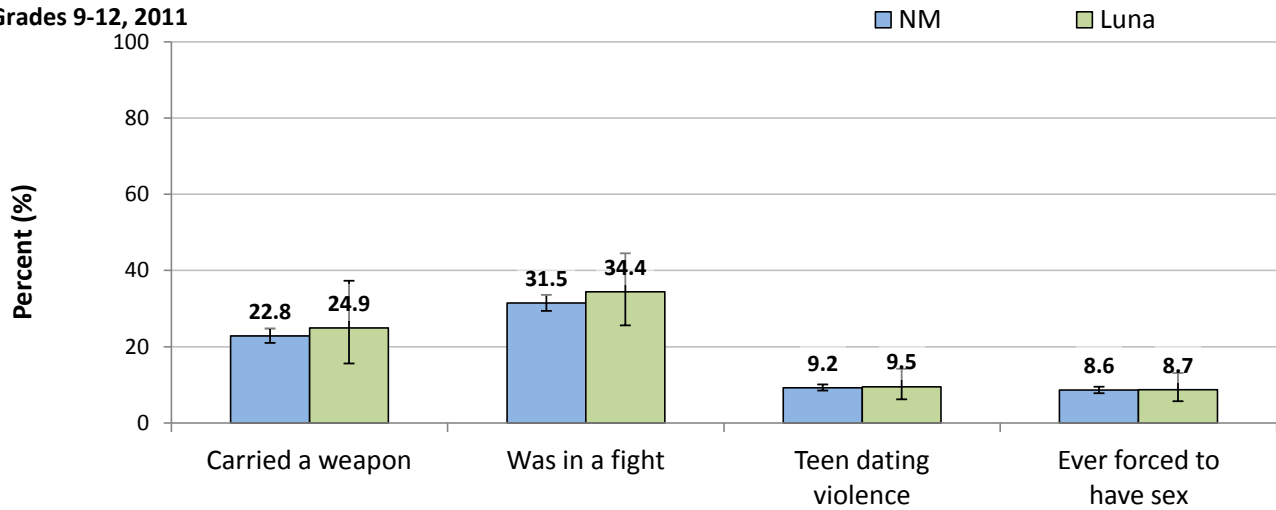
Injury: Behaviors Associated with Violence

**Behaviors Associated with Injury: Behaviors Associated with Violence
 by Year, Luna County
 Grades 9-12, 2011**

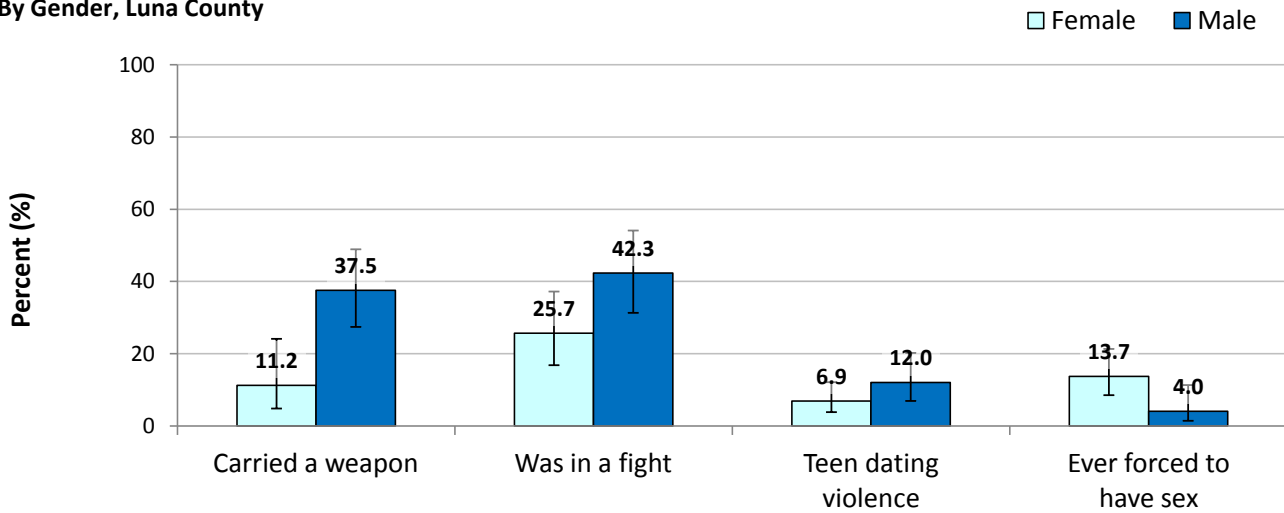


	2003	2005	2007	2009	2011
◇ In physical fight, past 12m	38.5	37.1	38.4	28.3	34.4
■ Carried a weapon, past 30d	19.7	21.7	30.5	18.6	24.9
● Hit by boy/girlfriend, past 12m	14.0	10.9	11.8	11.3	9.5
× Carried a weapon on school property, past 30d	9.1	3.7	7.5	3.7	6.5
* Skipped school due to safety issues	14.8	11.8	15.0	7.9	13.6

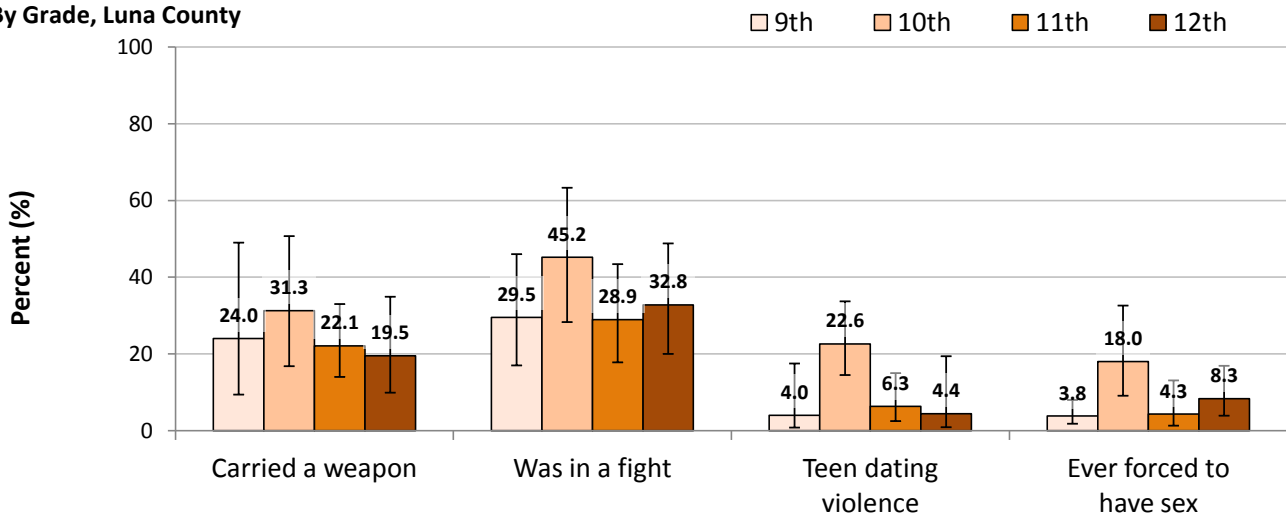
Injury: Behaviors Associated with Violence
New Mexico and Luna County
Grades 9-12, 2011



By Gender, Luna County

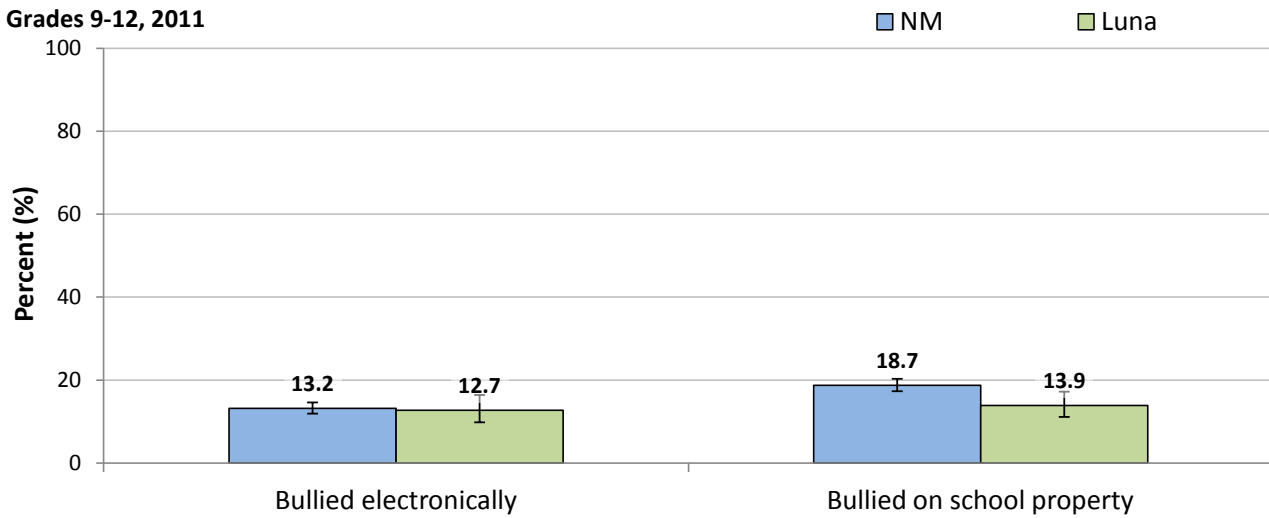


By Grade, Luna County

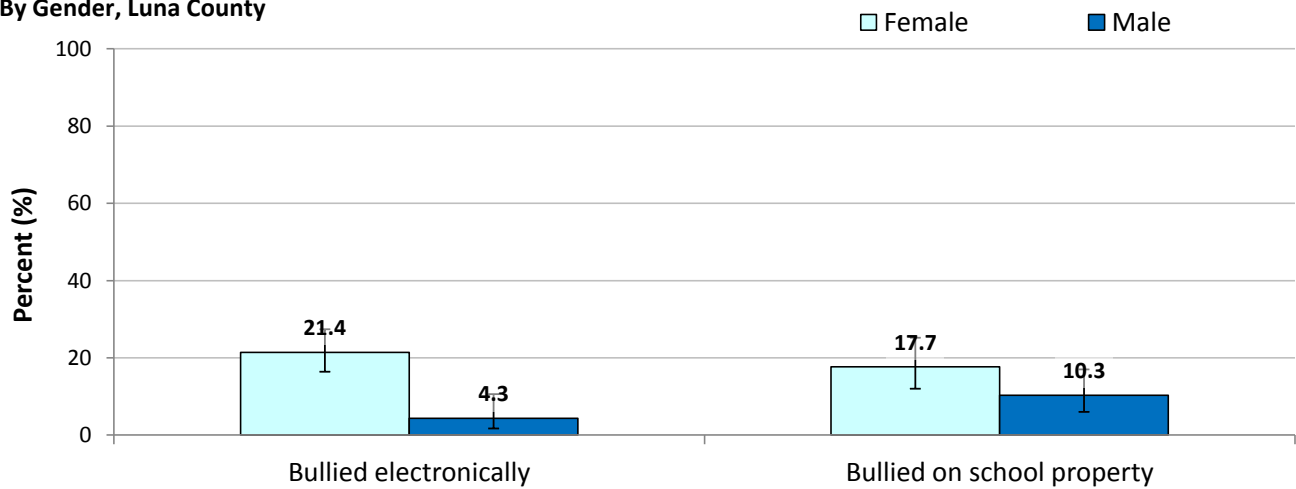


Injury: Behaviors Associated with Violence
New Mexico and Luna County

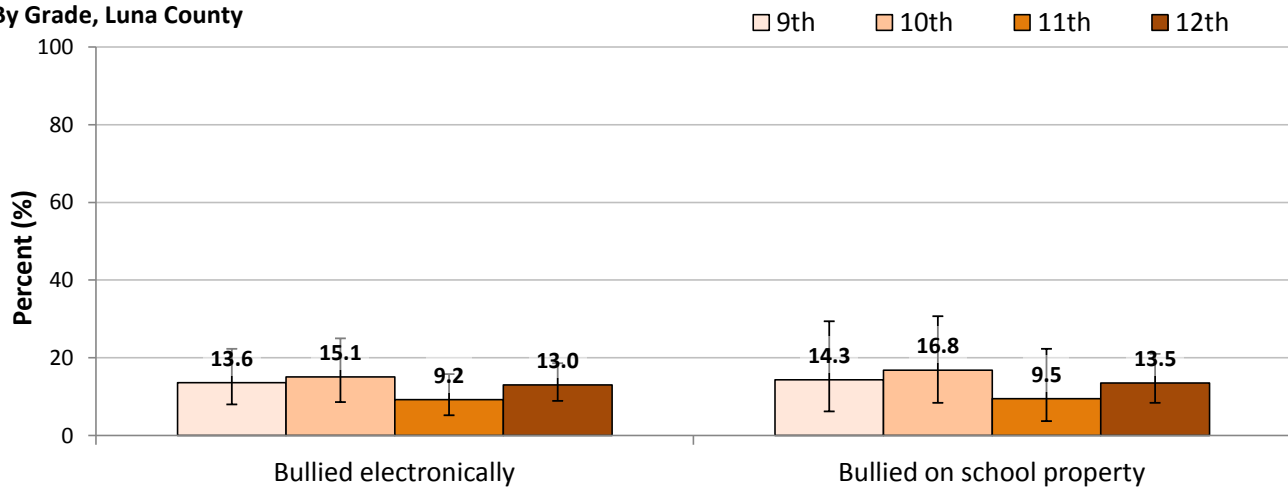
Grades 9-12, 2011



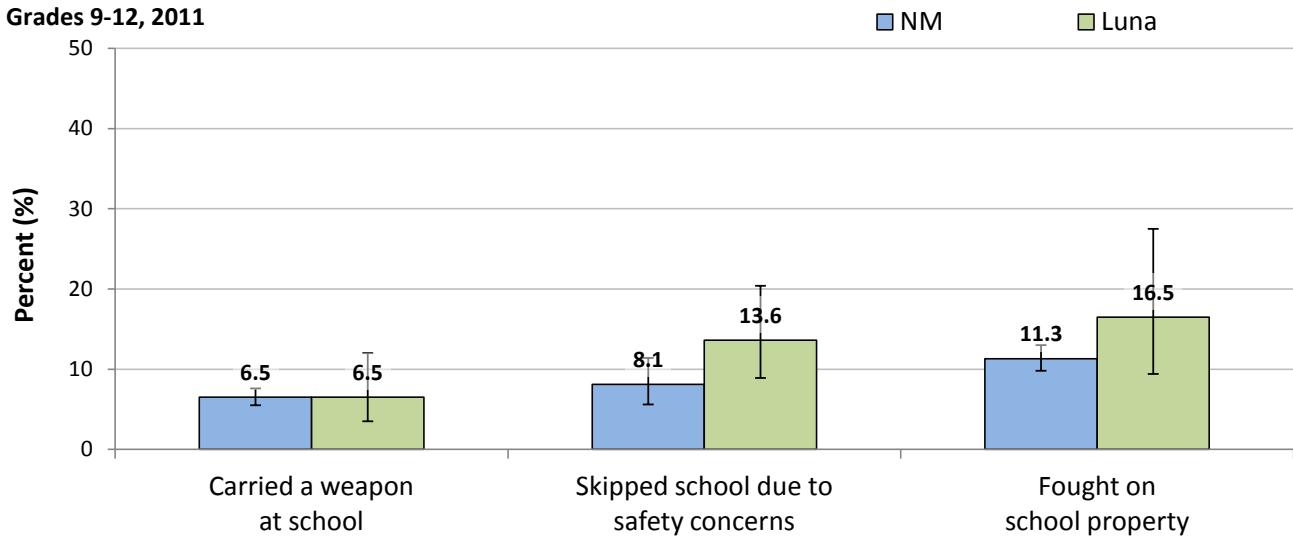
By Gender, Luna County



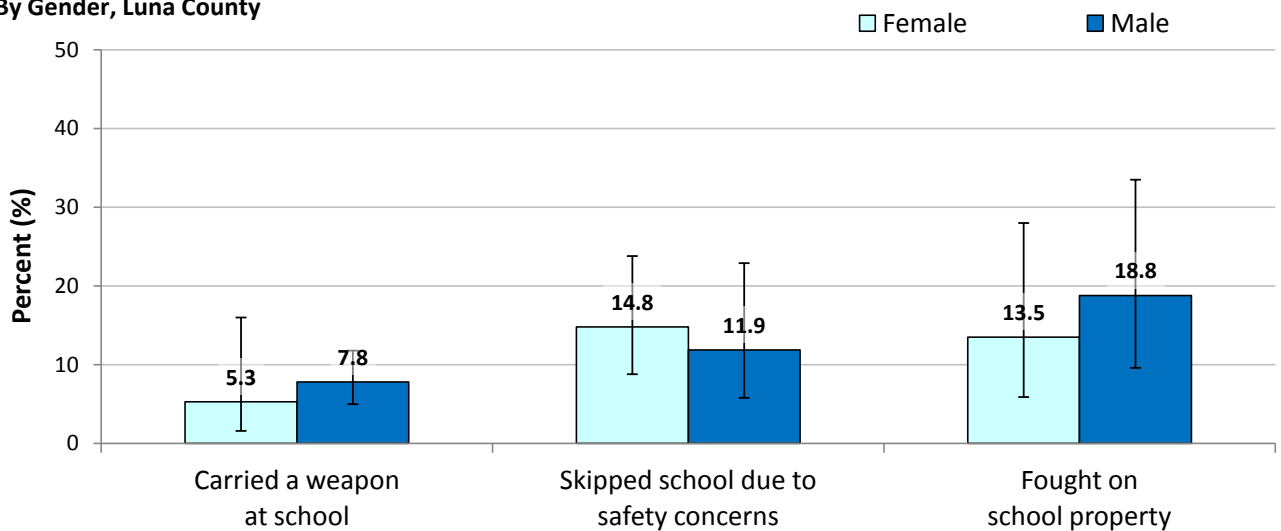
By Grade, Luna County



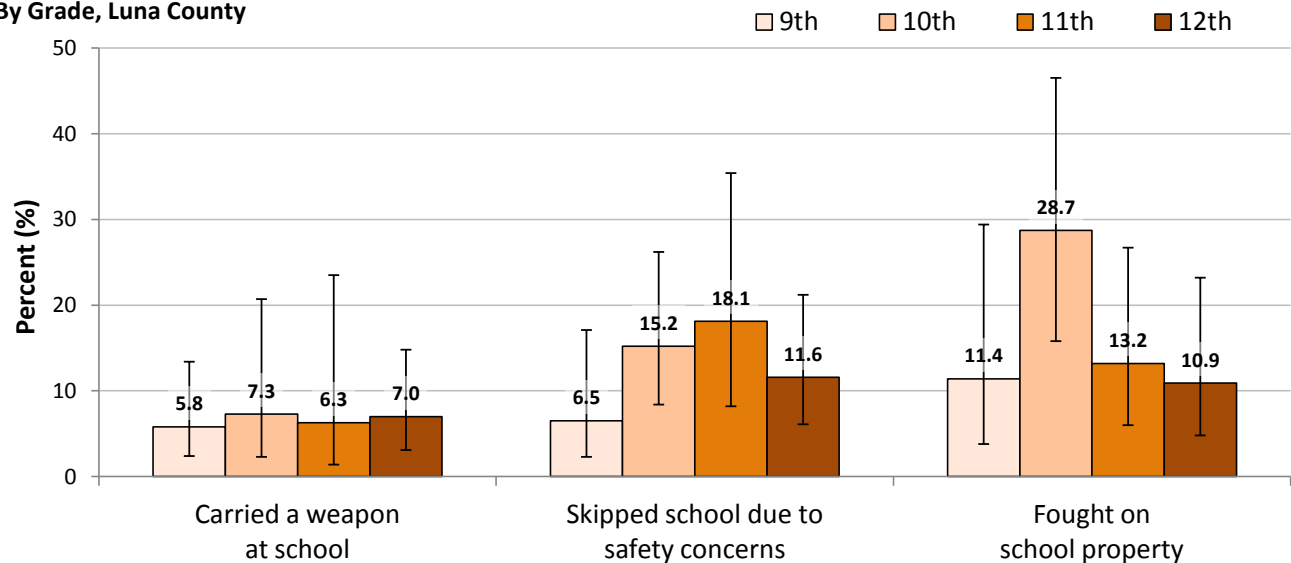
Injury: Behaviors Associated with Violence
New Mexico and Luna County
Grades 9-12, 2011



By Gender, Luna County

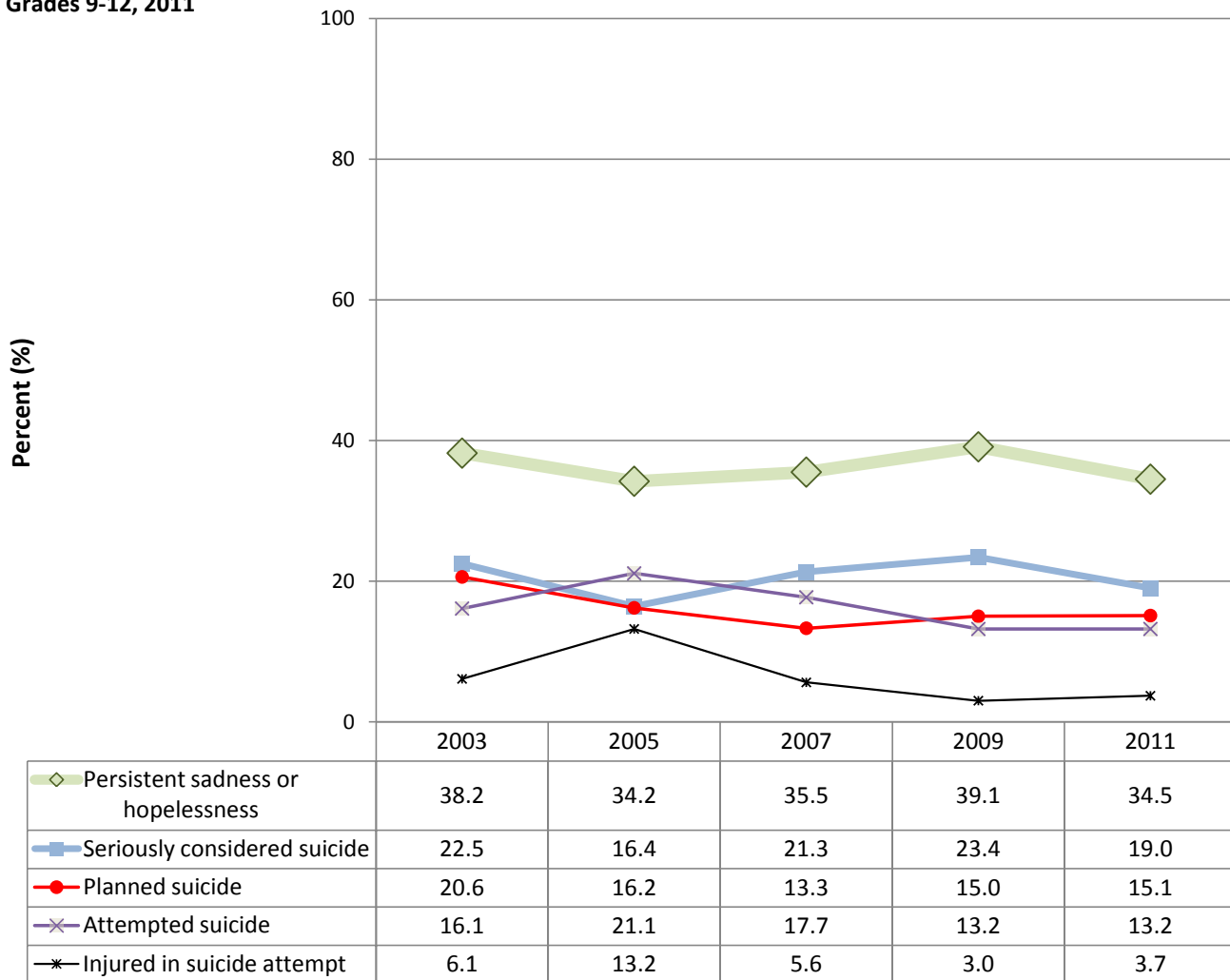


By Grade, Luna County



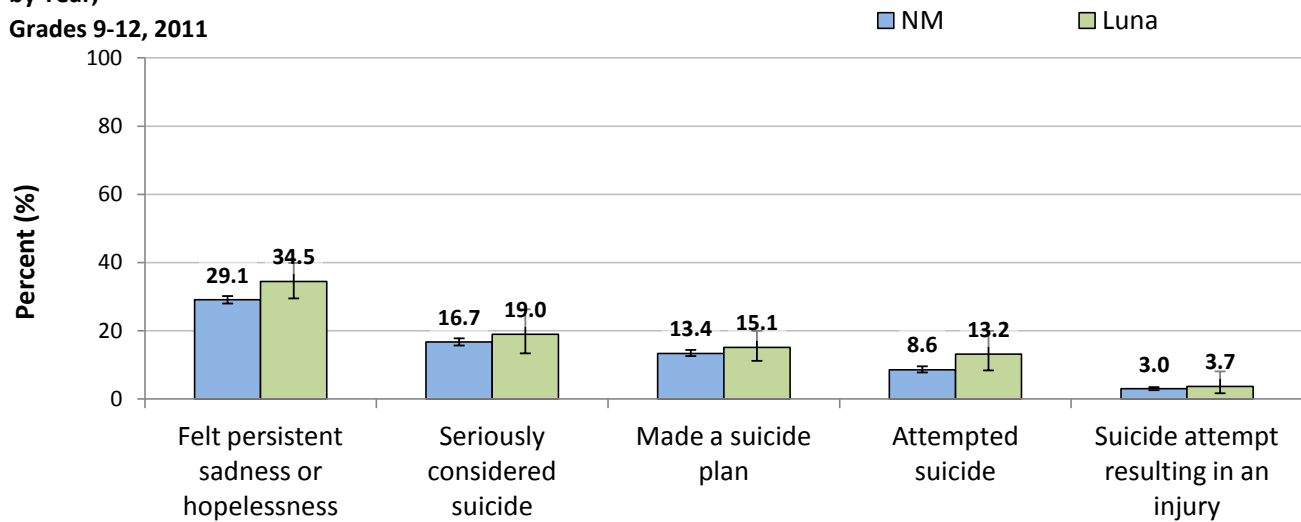
Mental Health

**Mental Health Indicators
 by Year, Luna County
 Grades 9-12, 2011**

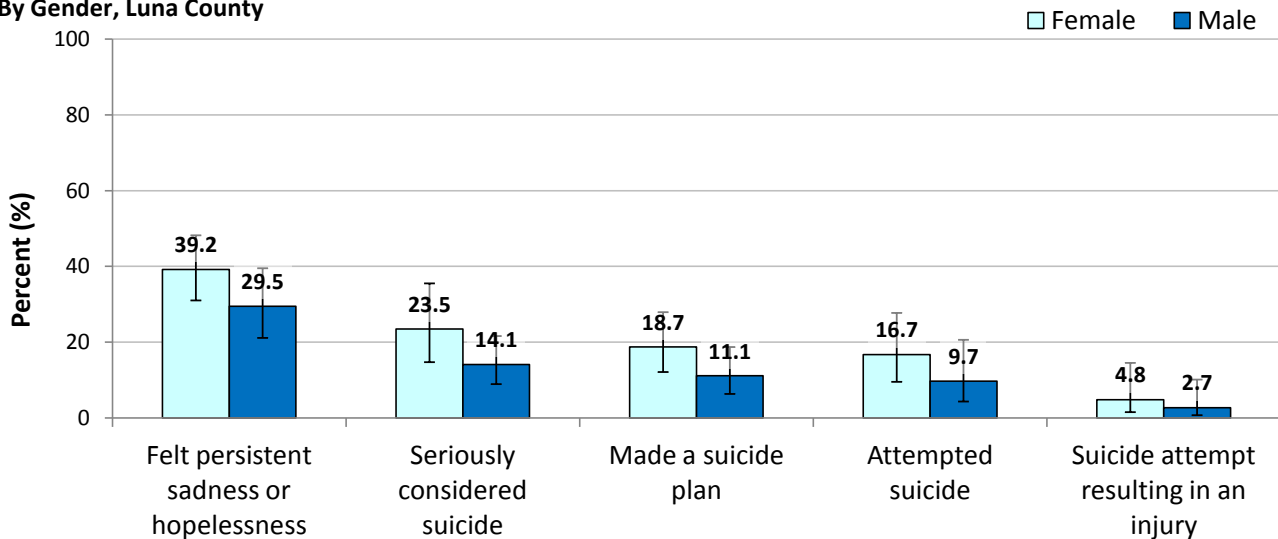


Mental Health

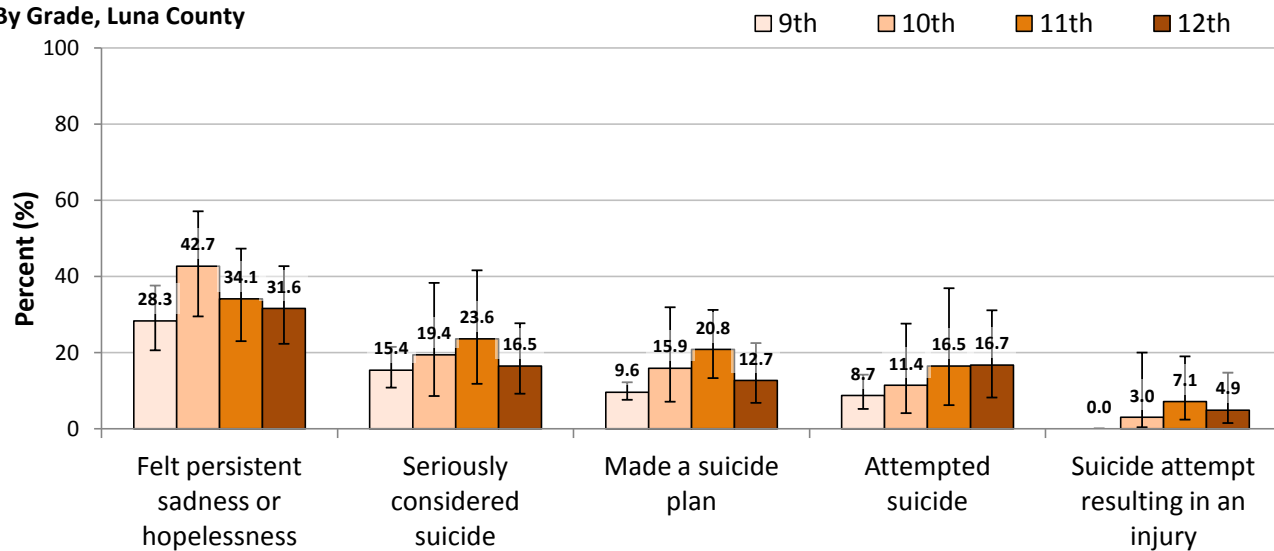
Mental Health Indicators (past 12 months)
by Year,
Grades 9-12, 2011



By Gender, Luna County

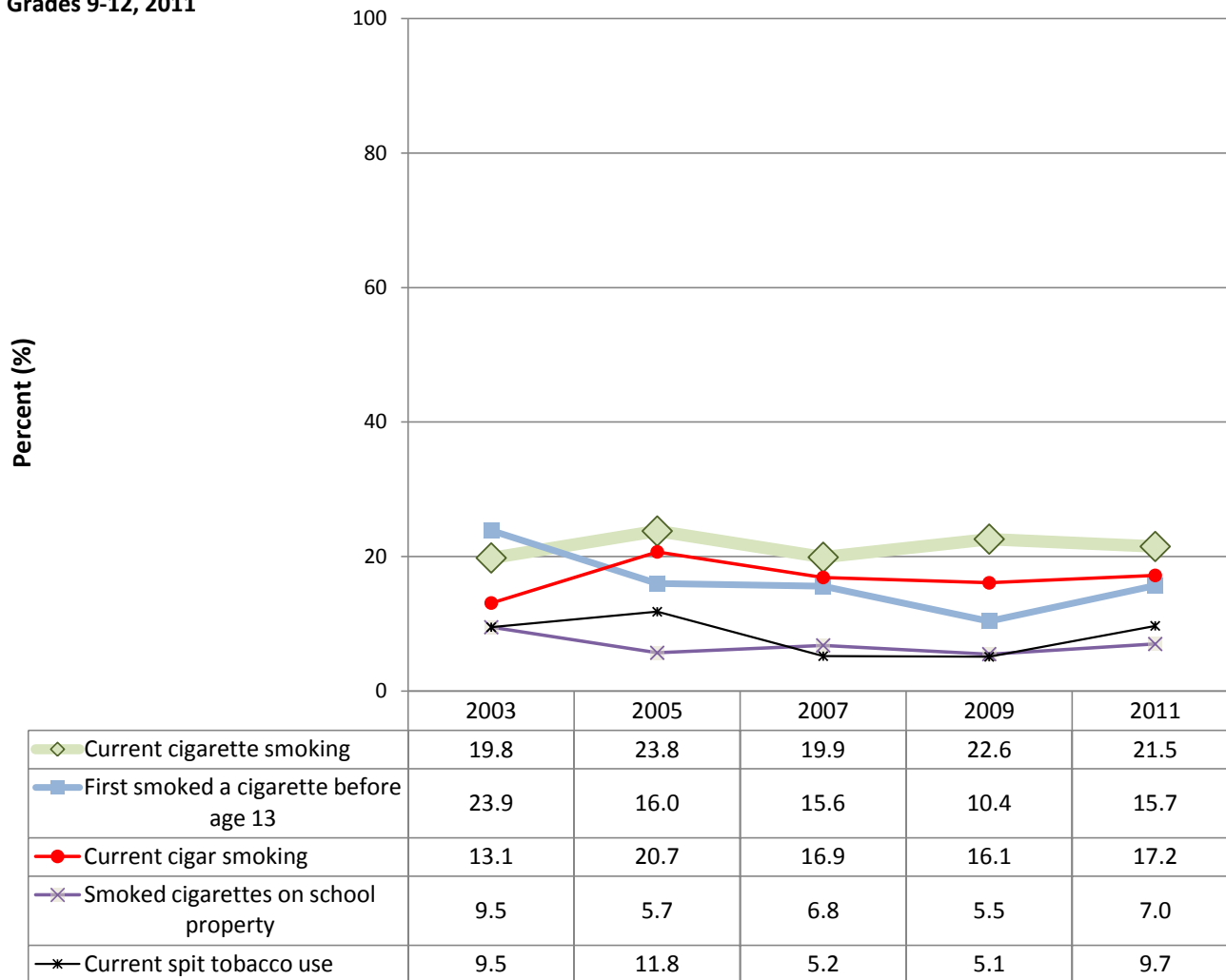


By Grade, Luna County

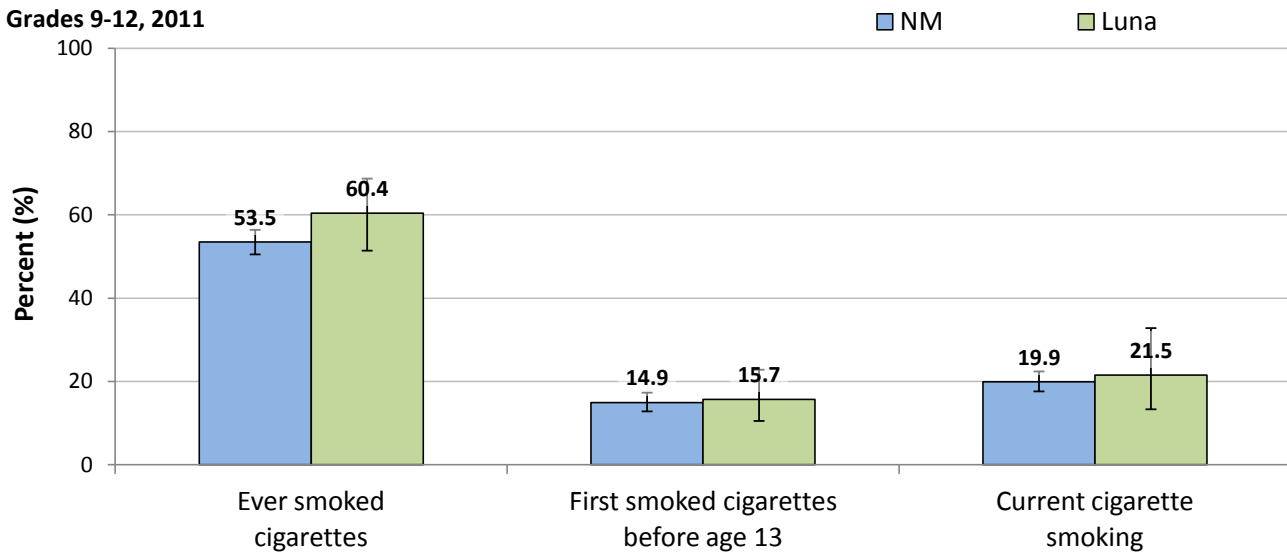


Tobacco Use

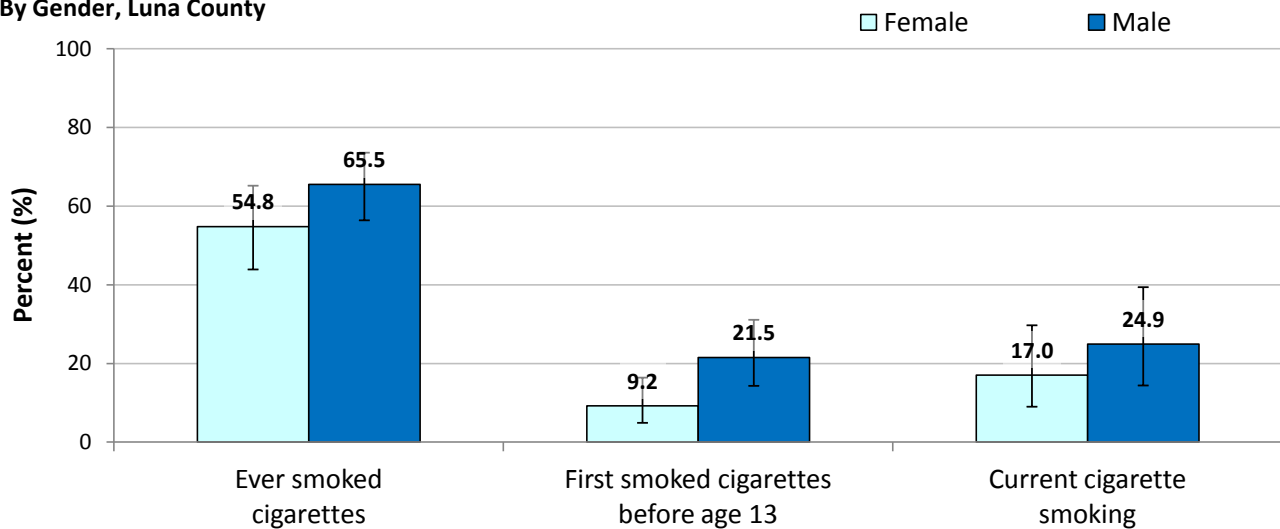
**Tobacco Use Indicators
 by Year, Luna County
 Grades 9-12, 2011**



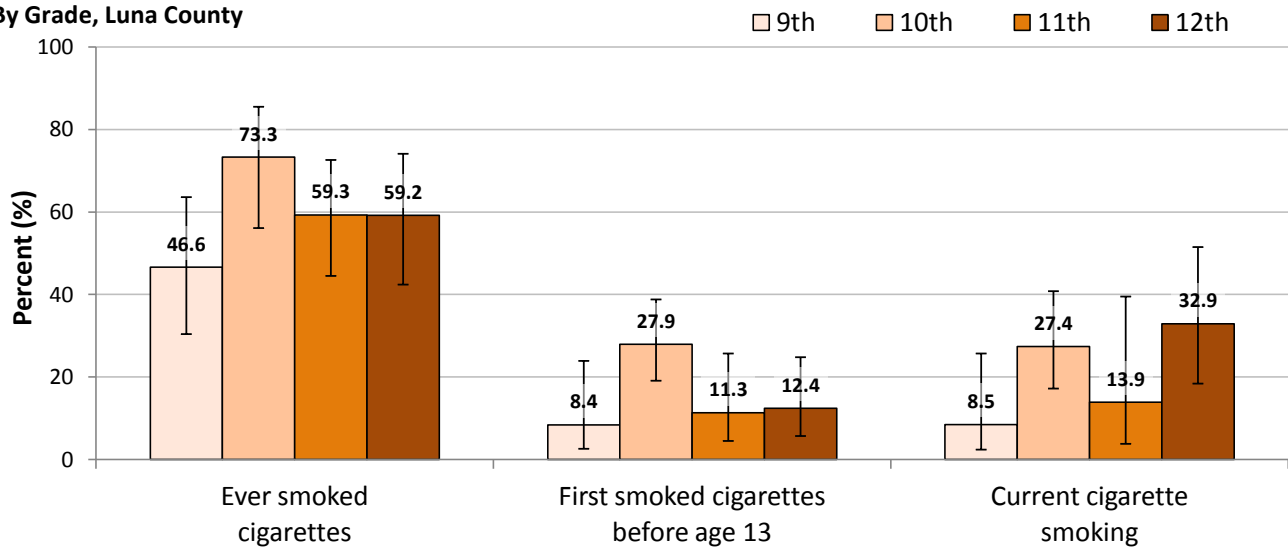
Tobacco Use: Cigarettes
New Mexico and Luna County
Grades 9-12, 2011



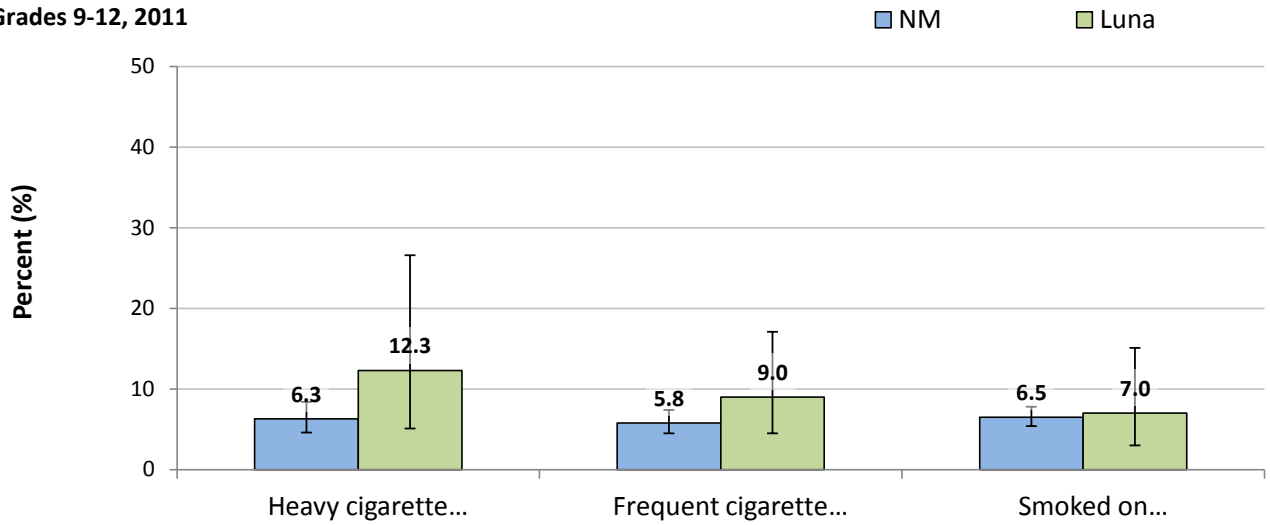
By Gender, Luna County



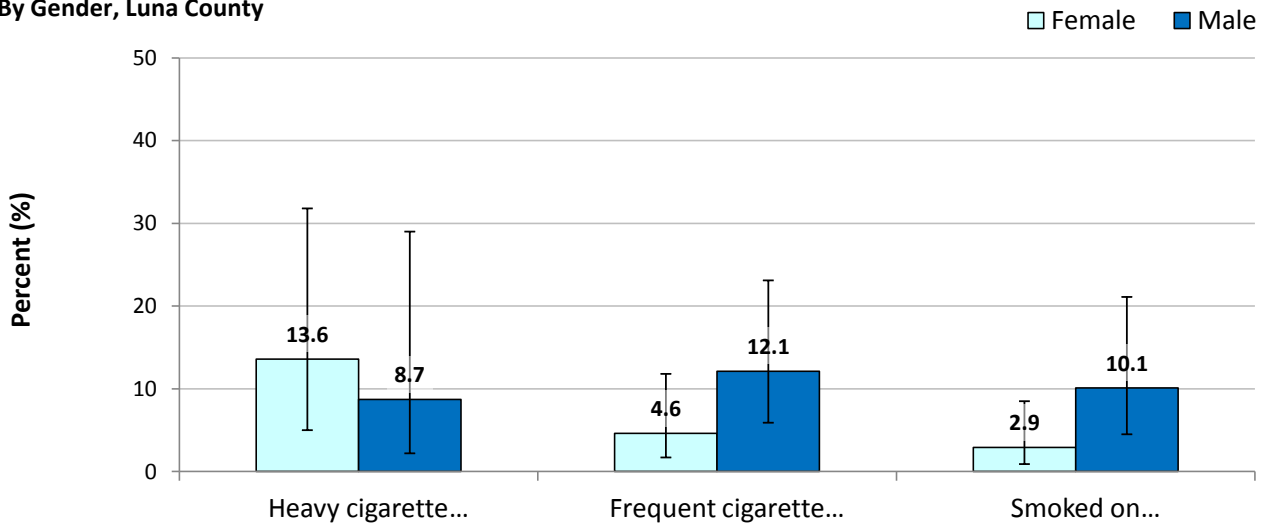
By Grade, Luna County



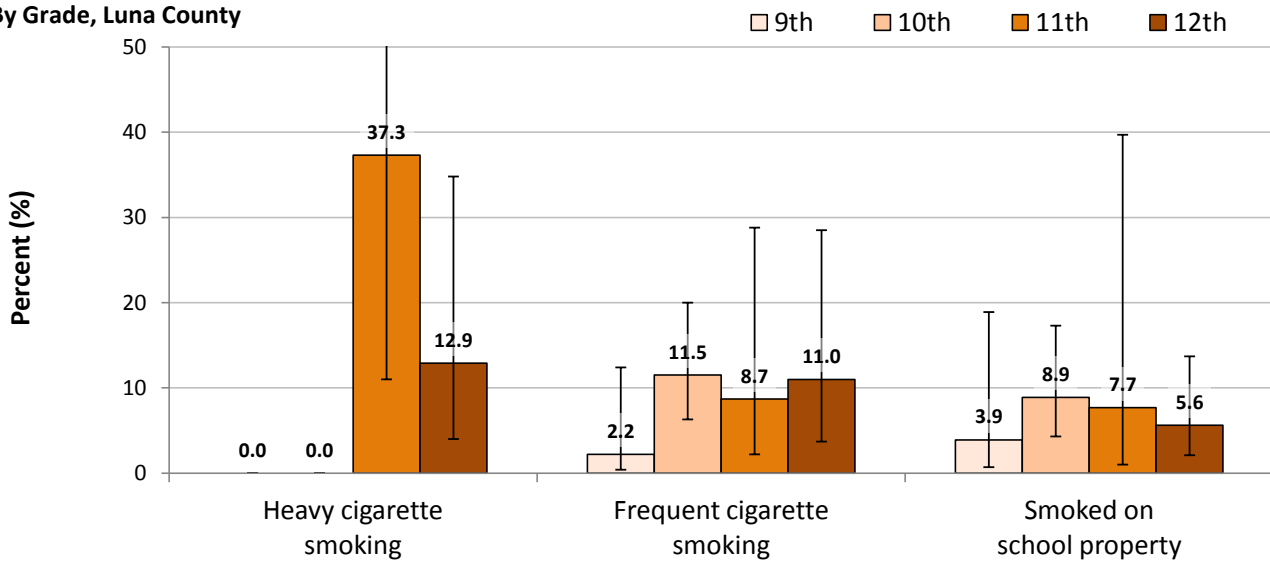
Tobacco Use: Cigarettes
New Mexico and Luna County
Grades 9-12, 2011



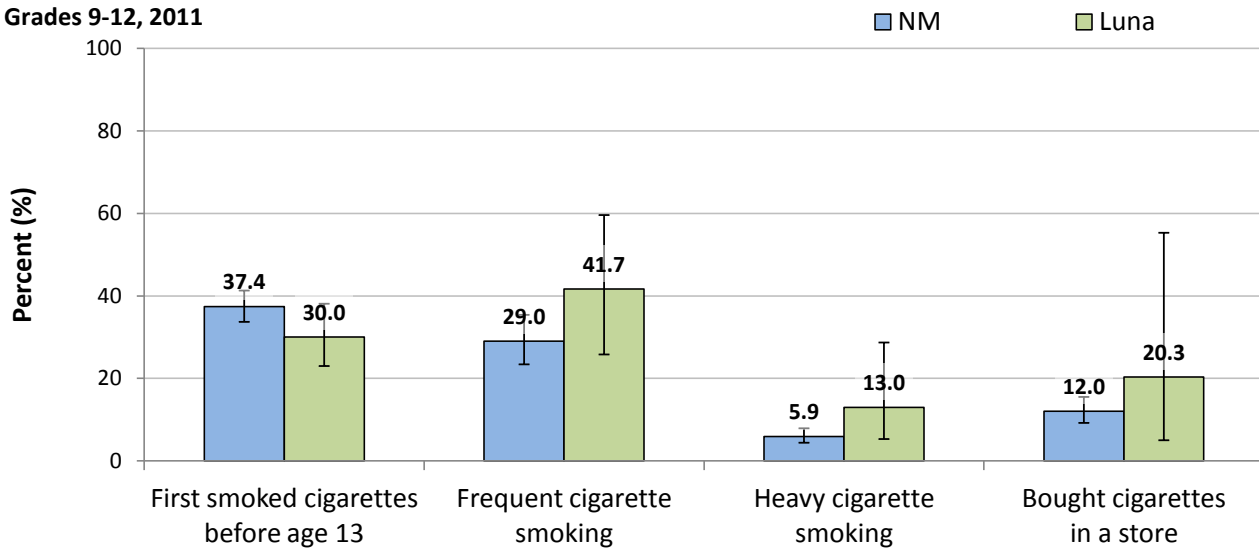
By Gender, Luna County



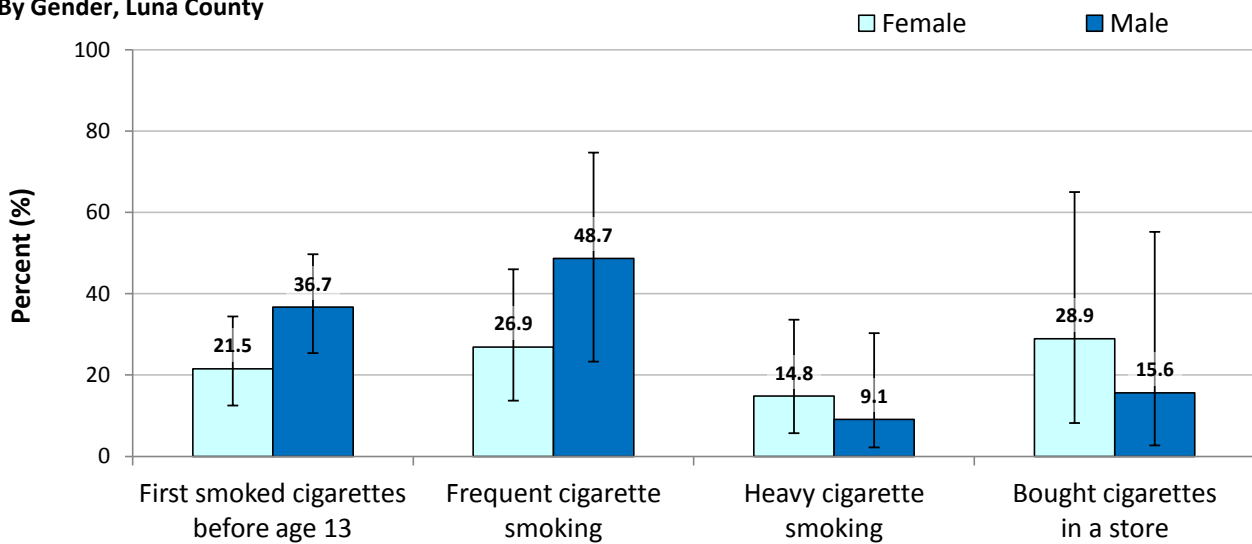
By Grade, Luna County



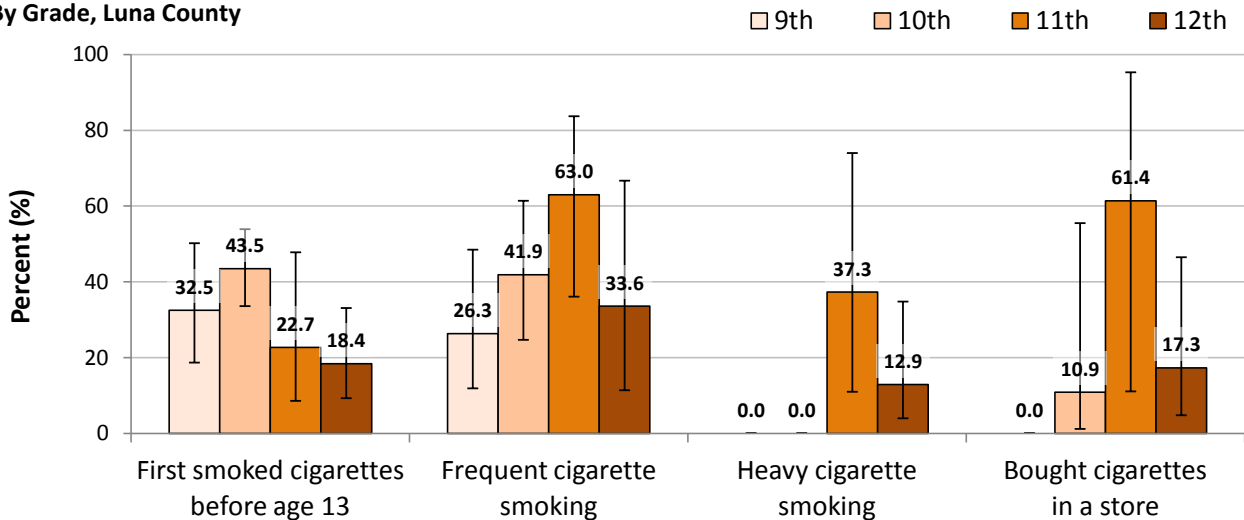
Tobacco Use: Cigarettes
New Mexico and Luna County
Grades 9-12, 2011



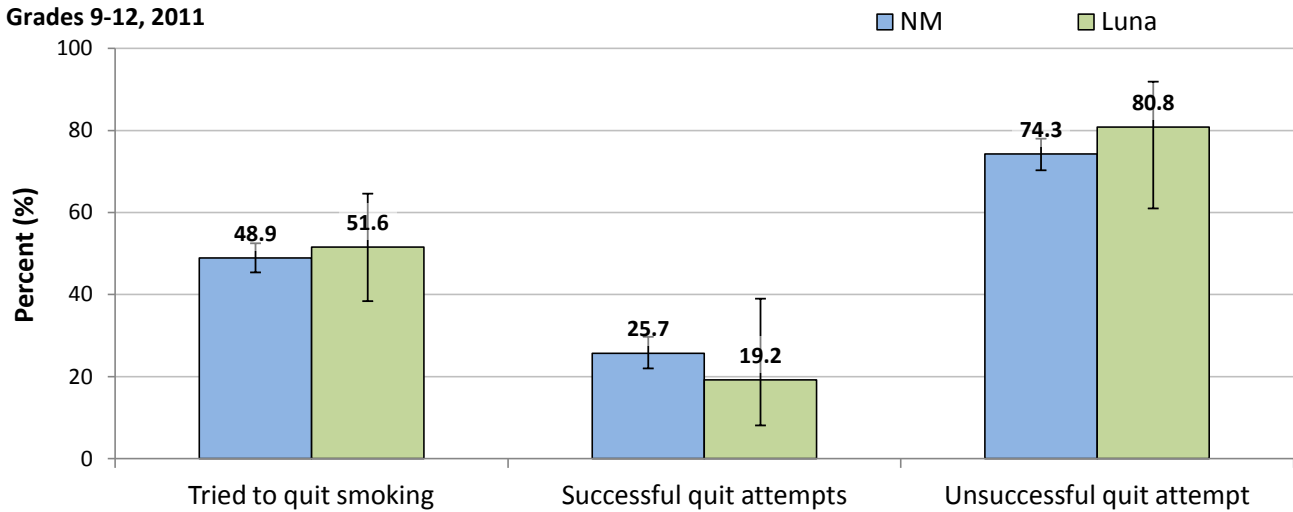
By Gender, Luna County



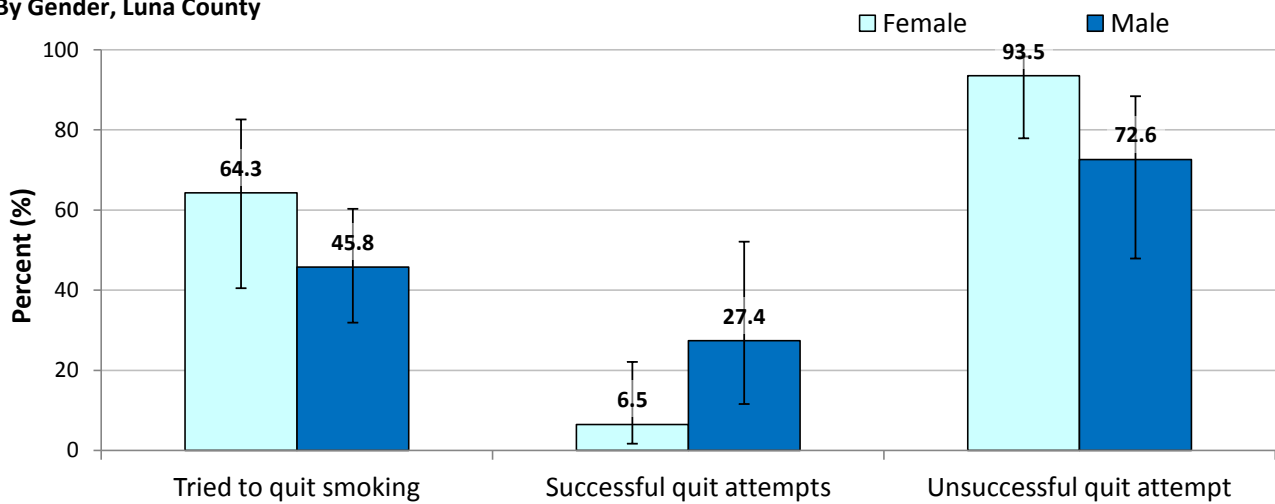
By Grade, Luna County



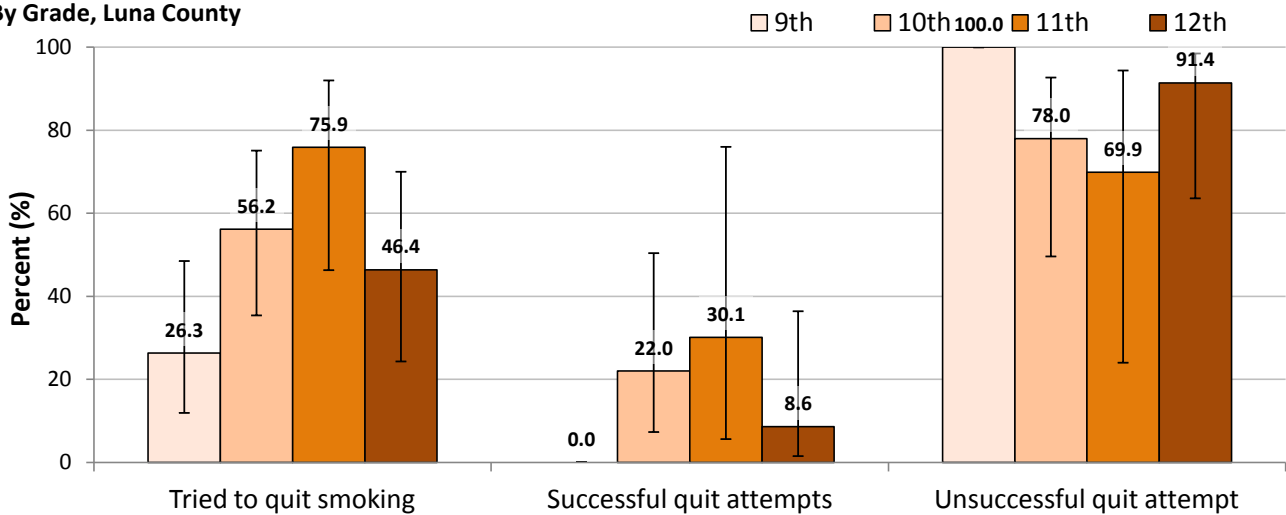
Tobacco Use: Behaviors of Current Cigarette Smokers
New Mexico and Luna County
Grades 9-12, 2011



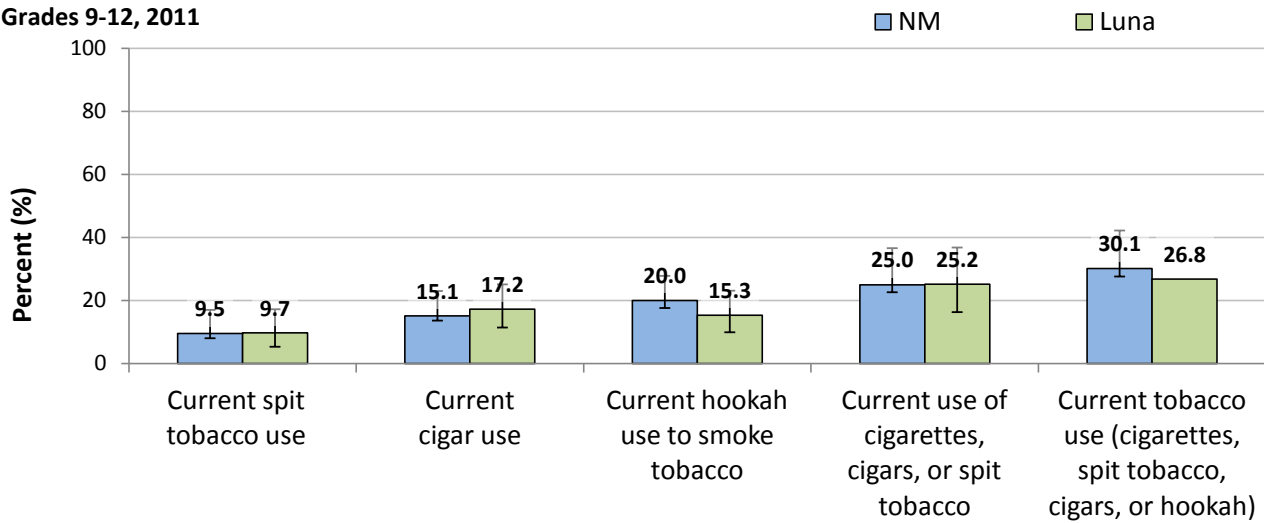
By Gender, Luna County



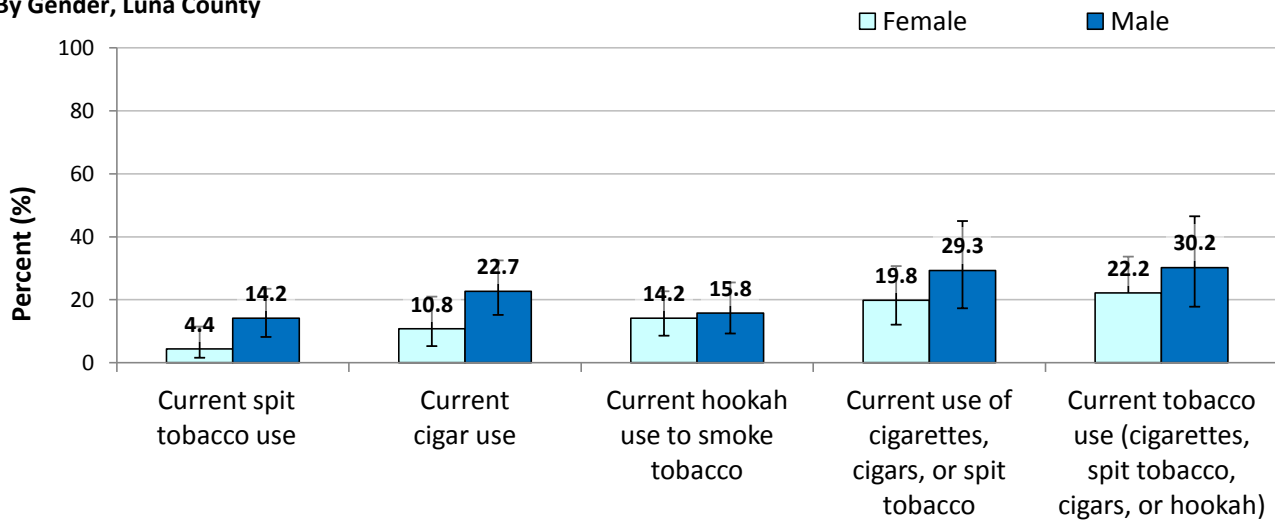
By Grade, Luna County



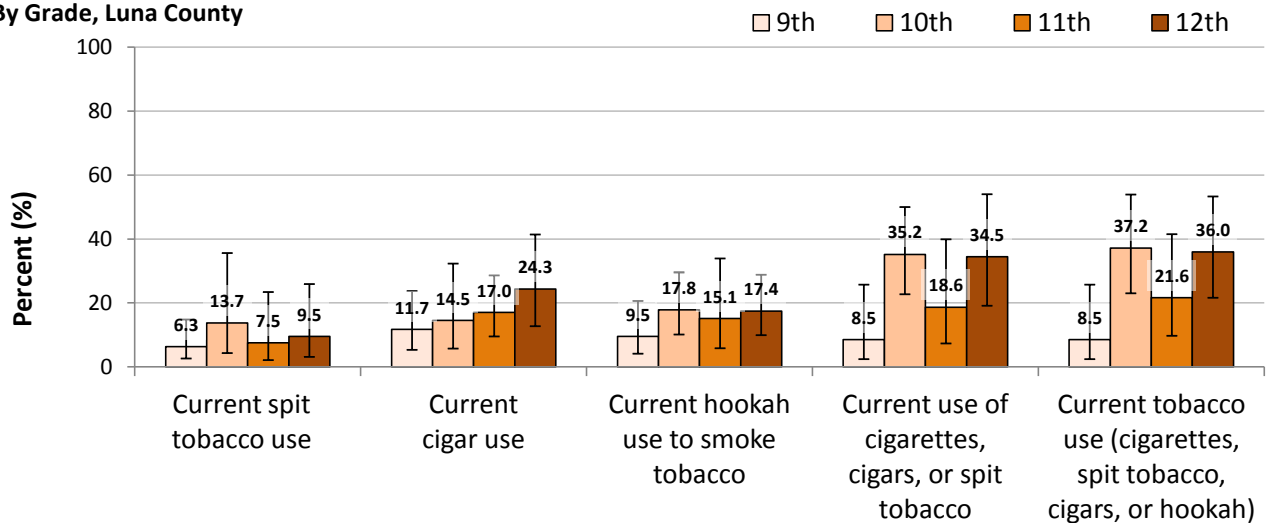
Tobacco: Other Use
New Mexico and Luna County
Grades 9-12, 2011



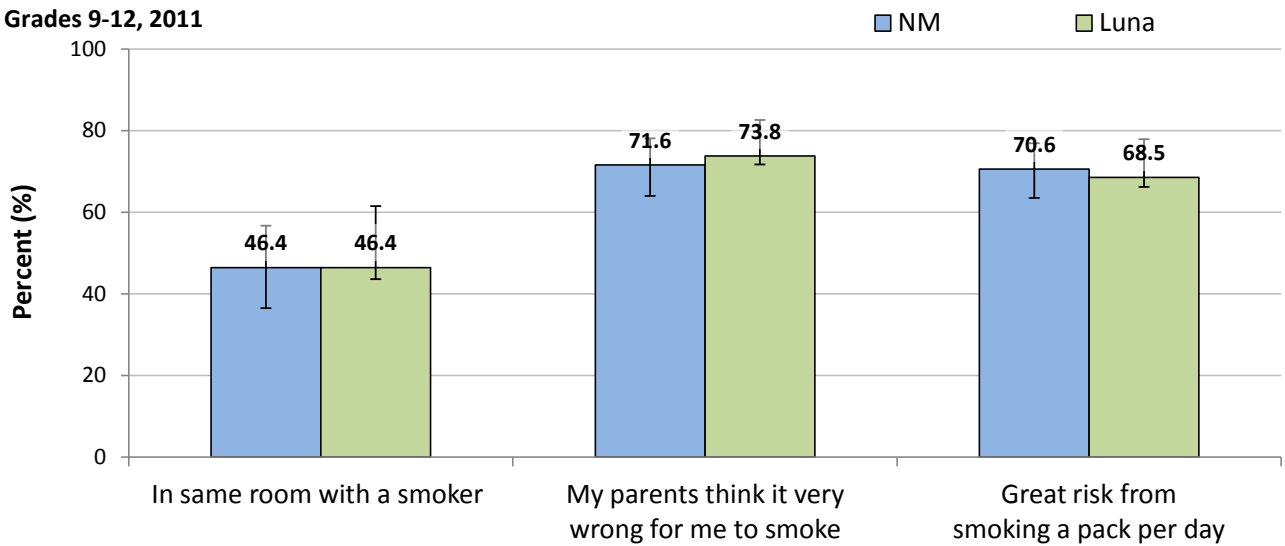
By Gender, Luna County



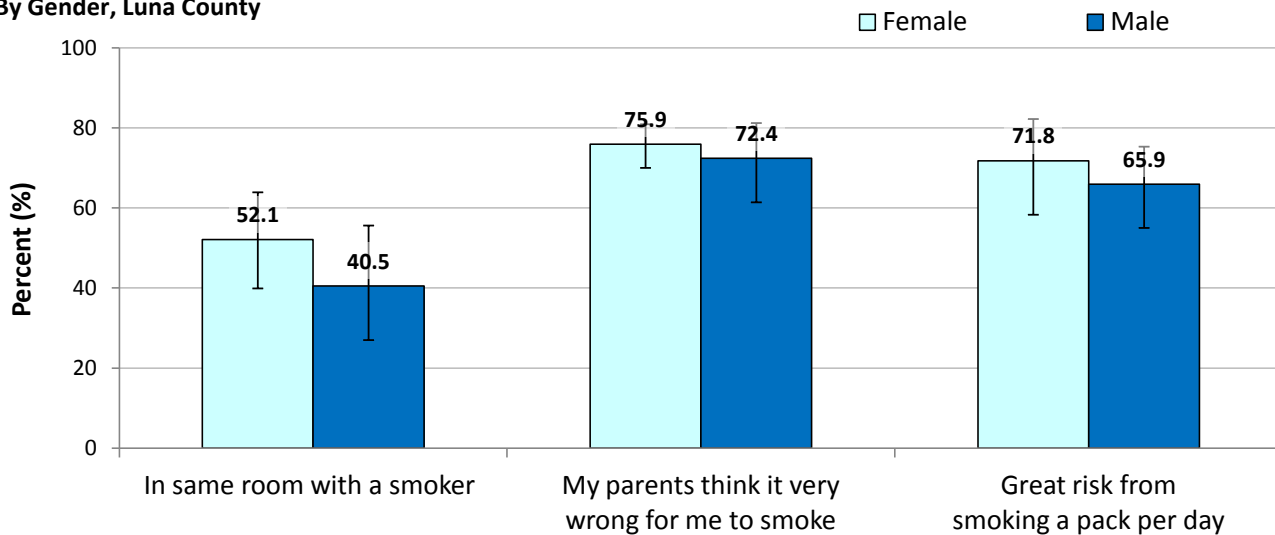
By Grade, Luna County



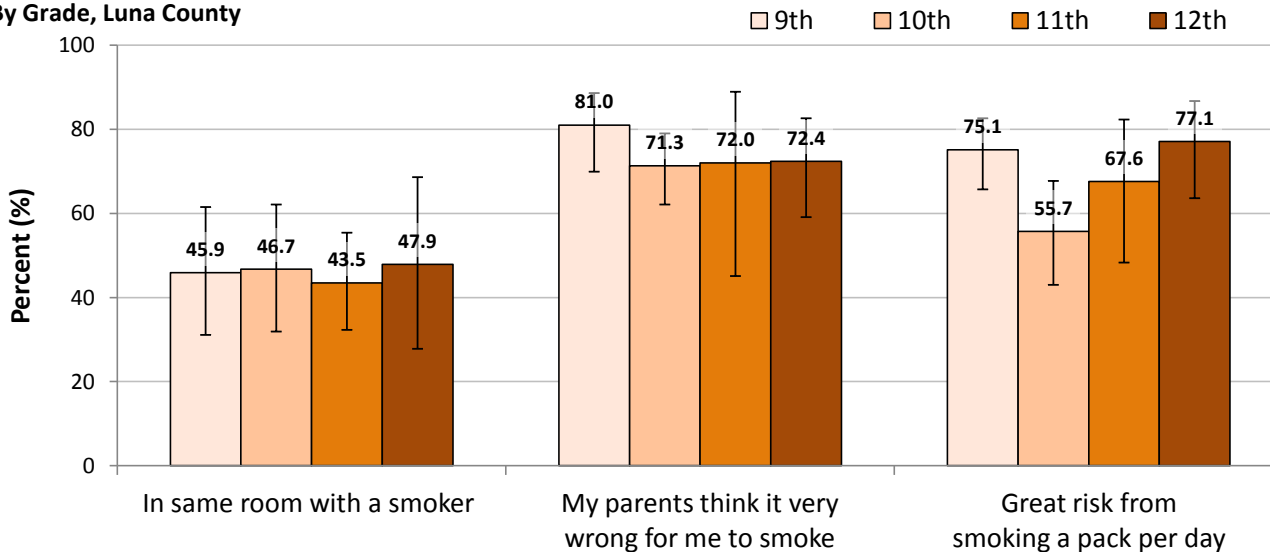
Tobacco: Second Hand Smoke and Attitudes and Beliefs
New Mexico and Luna County
Grades 9-12, 2011



By Gender, Luna County

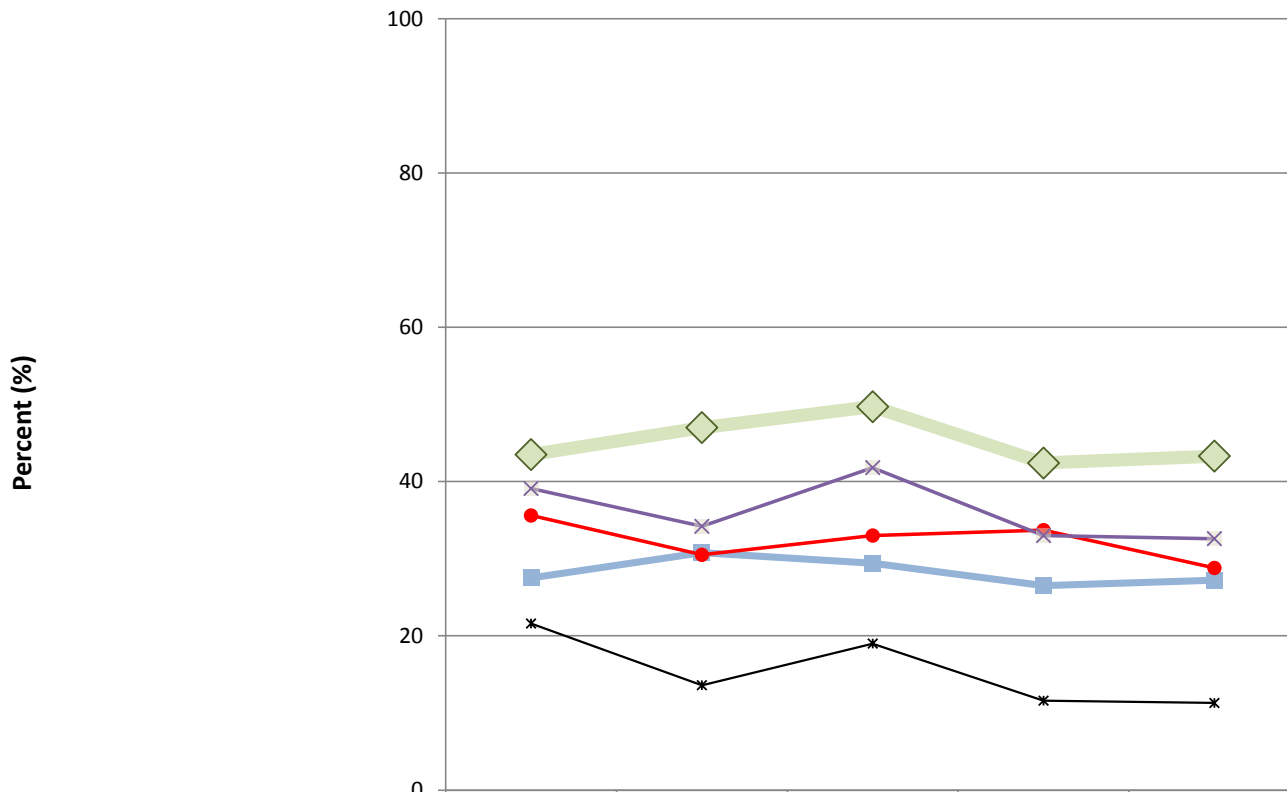


By Grade, Luna County



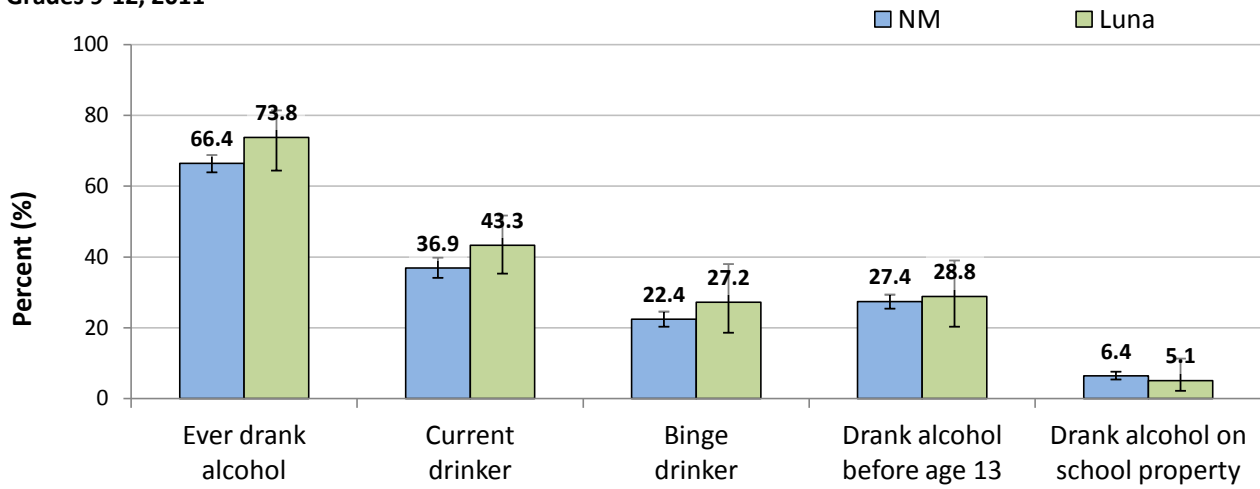
Alcohol Use

**Alcohol Use Indicators
 by Year, Luna County
 Grades 9-12, 2011**

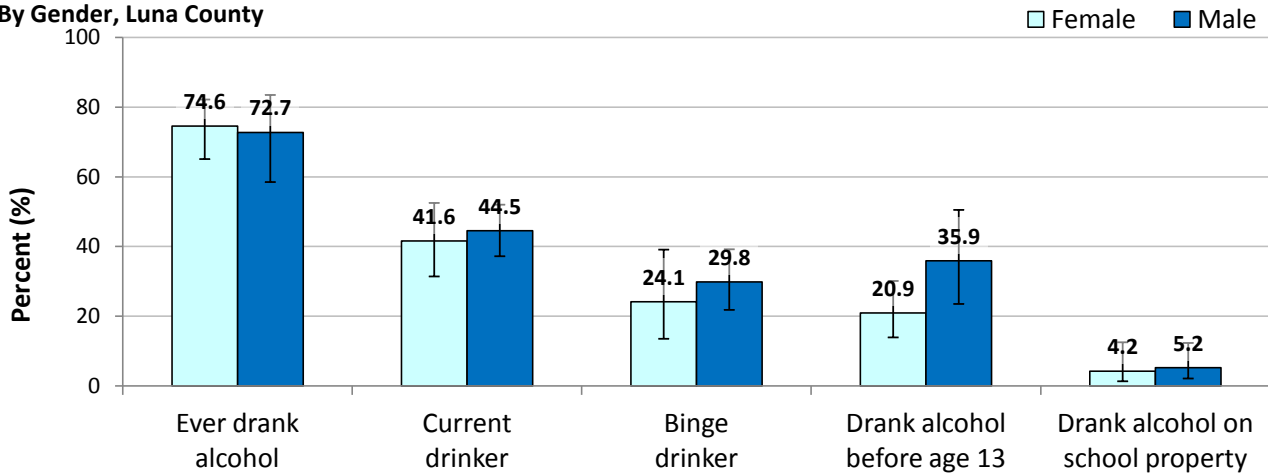


	2003	2005	2007	2009	2011
◇ Current alcohol use	43.5	47.0	49.7	42.4	43.3
■ Binge drinking	27.5	30.8	29.4	26.5	27.2
● First drank alcohol before age 13	35.6	30.5	33.0	33.7	28.8
× Rode with a drinking driver	39.1	34.2	41.8	33.0	32.6
* Drove after drinking	21.6	13.6	19.0	11.6	11.3

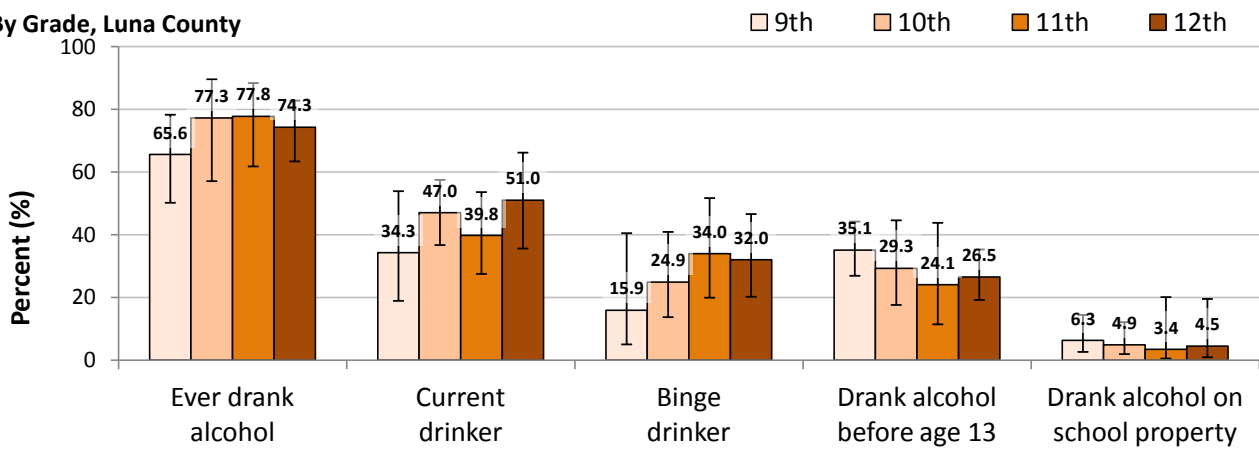
Alcohol Use
New Mexico and Luna County
Grades 9-12, 2011



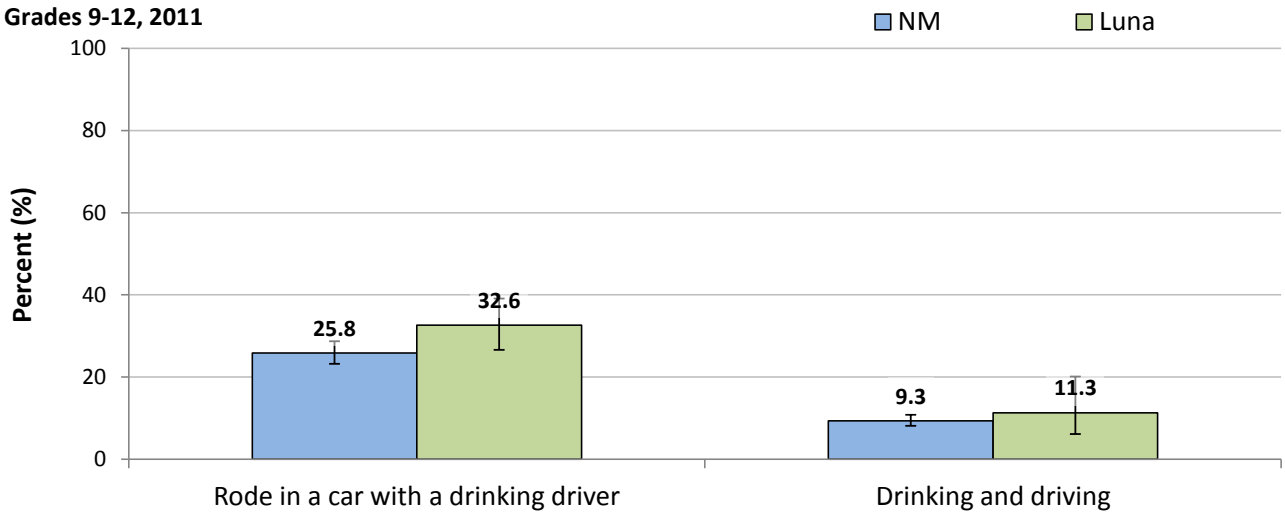
By Gender, Luna County



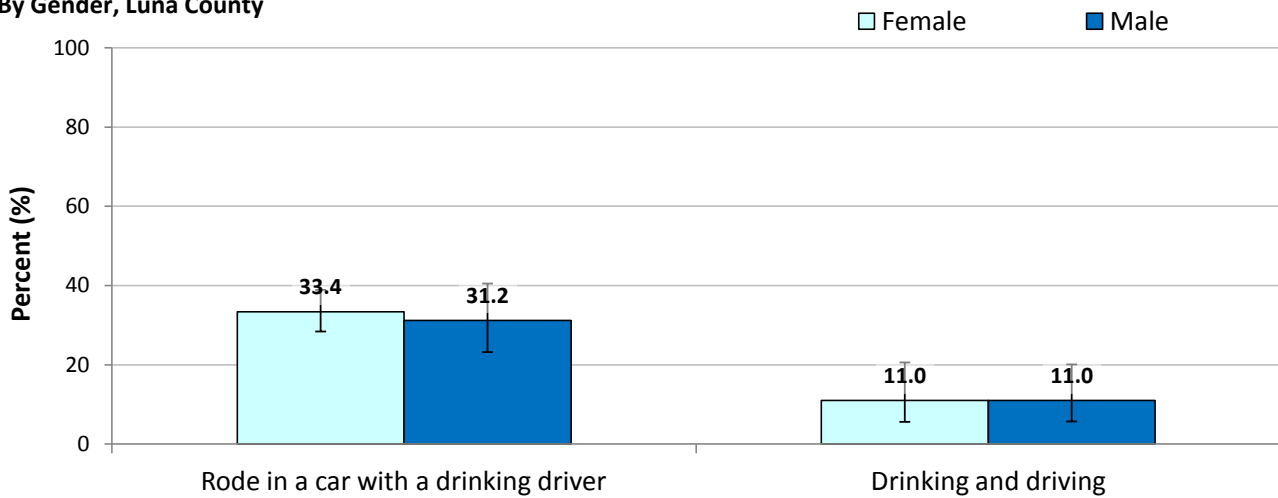
By Grade, Luna County



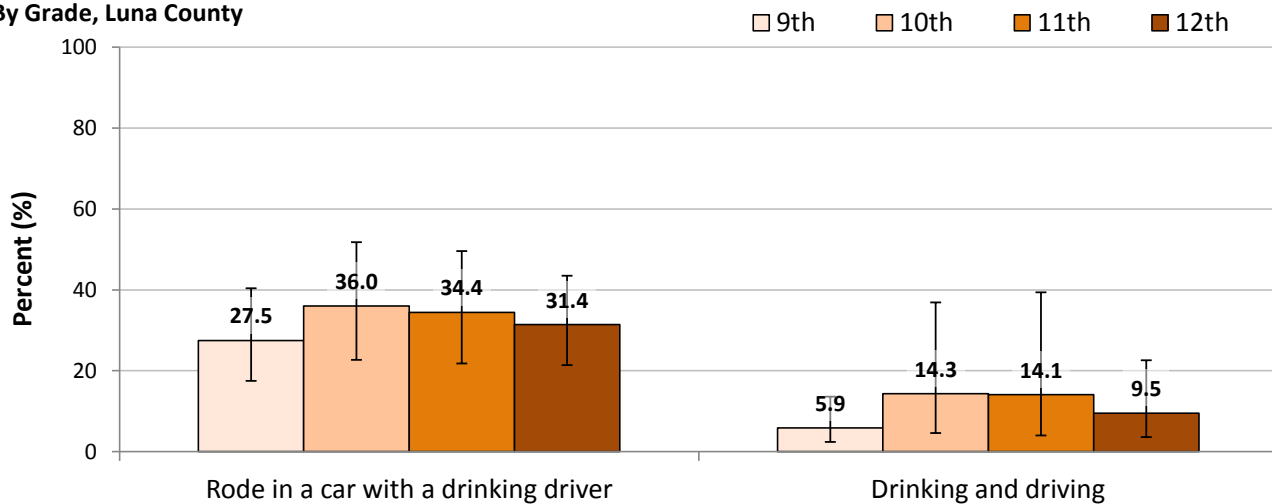
Alcohol & Injury
New Mexico and Luna County
Grades 9-12, 2011



By Gender, Luna County

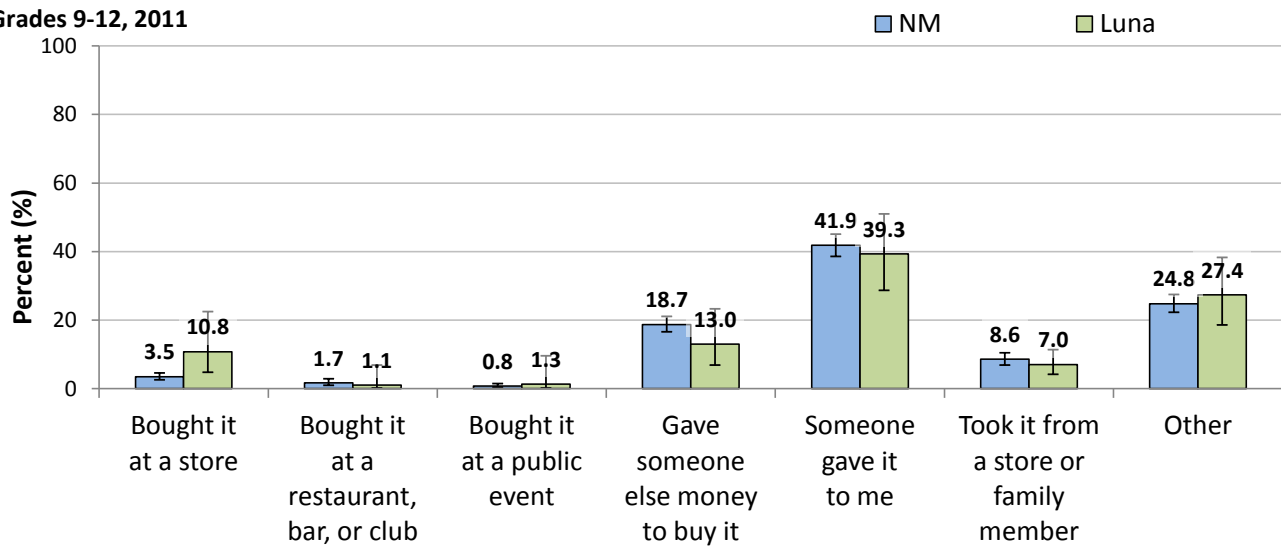


By Grade, Luna County

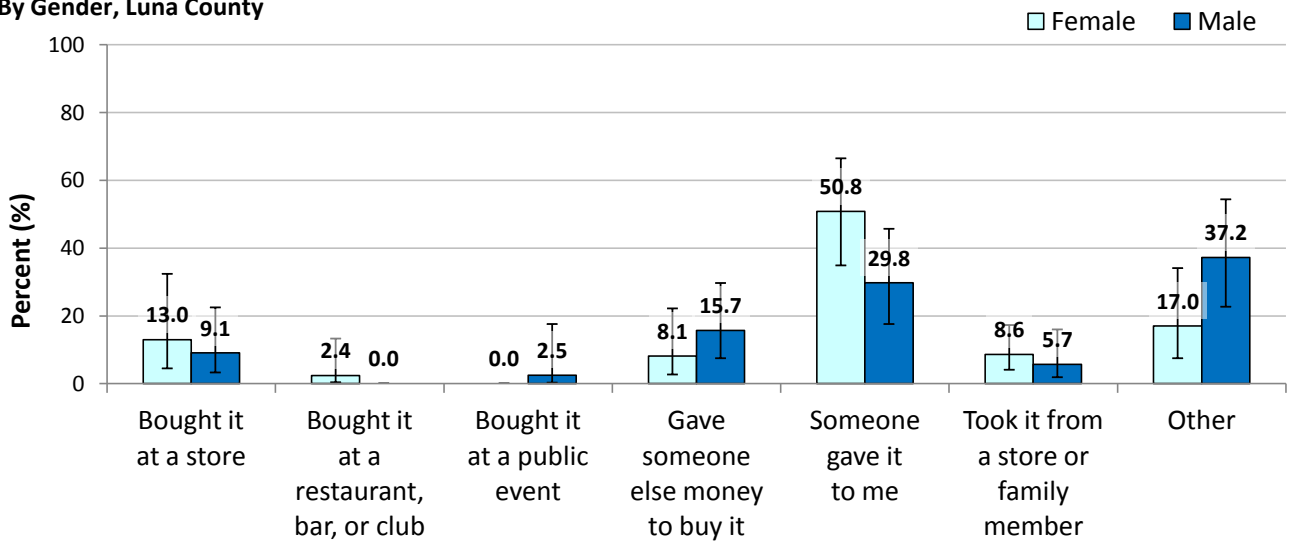


Behaviors of Current Drinkers: How usually obtained alcohol
New Mexico and Luna County

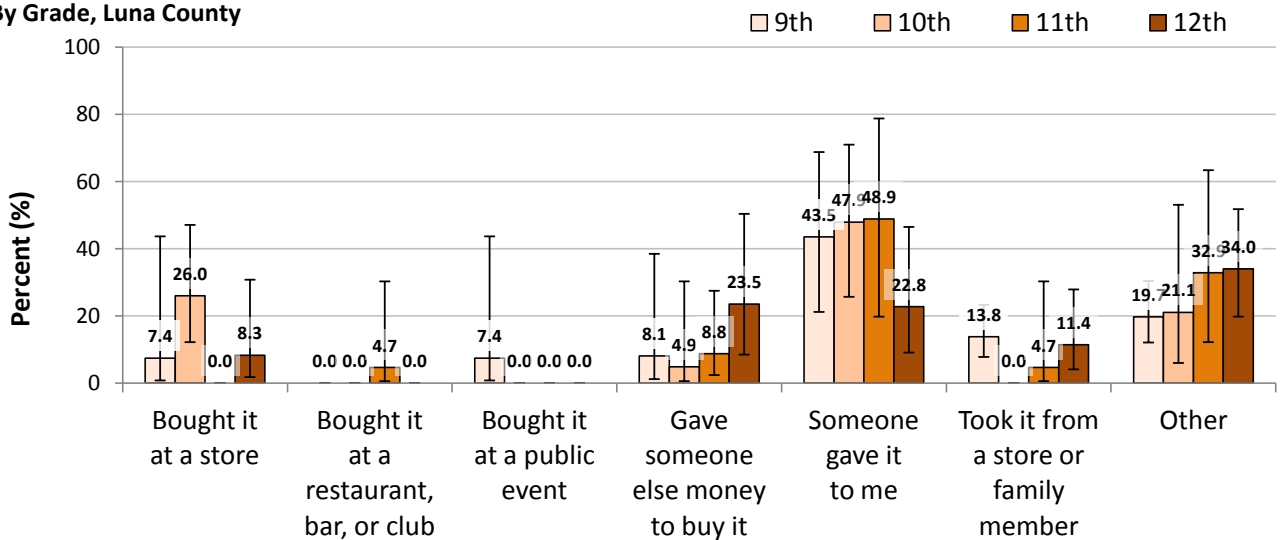
Grades 9-12, 2011



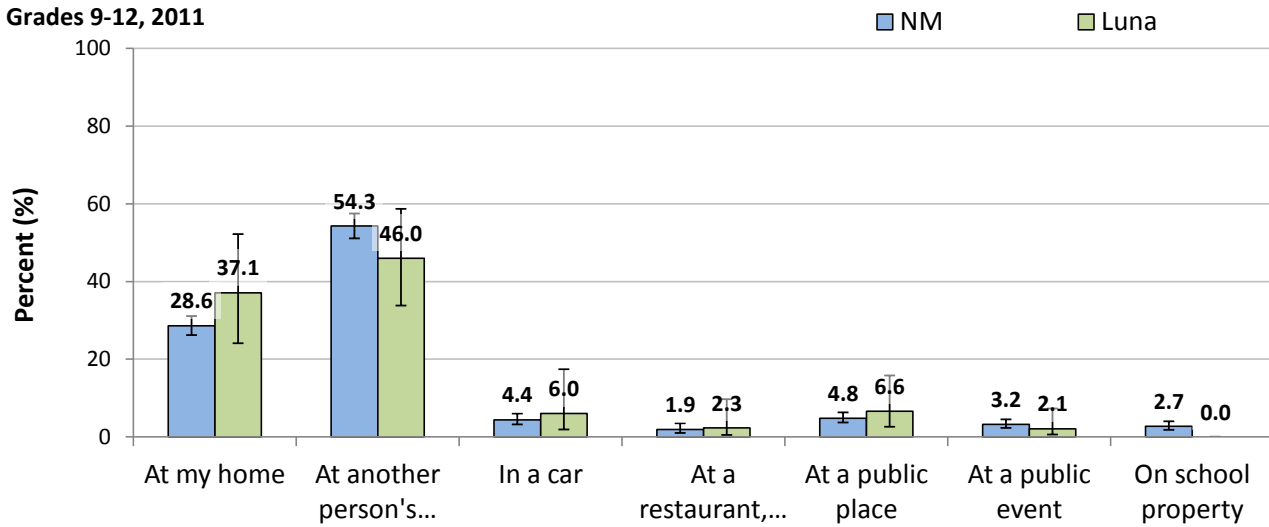
By Gender, Luna County



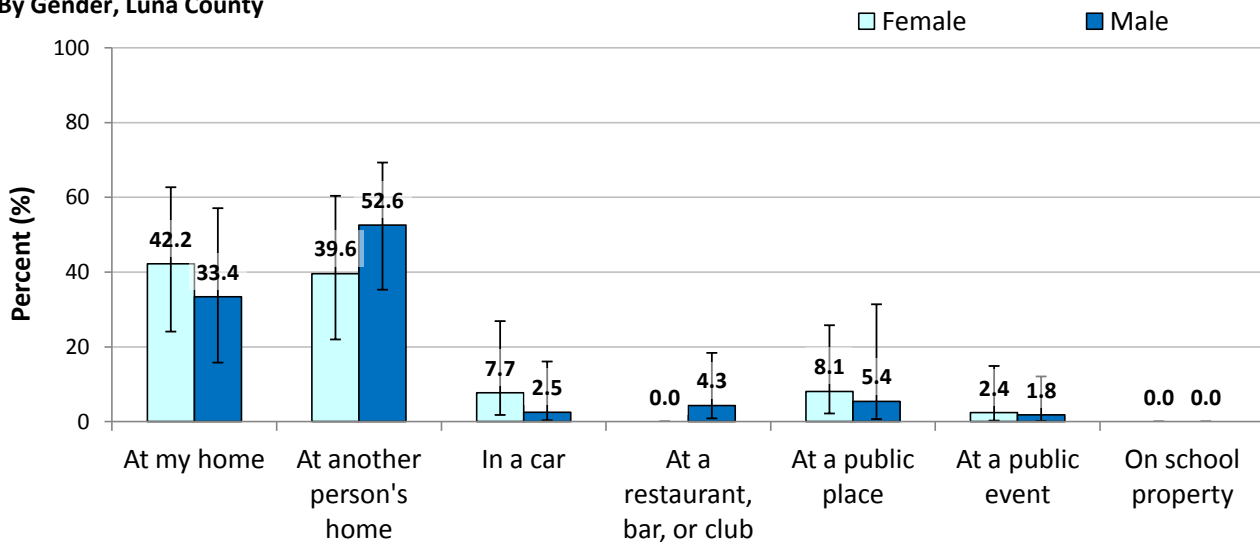
By Grade, Luna County



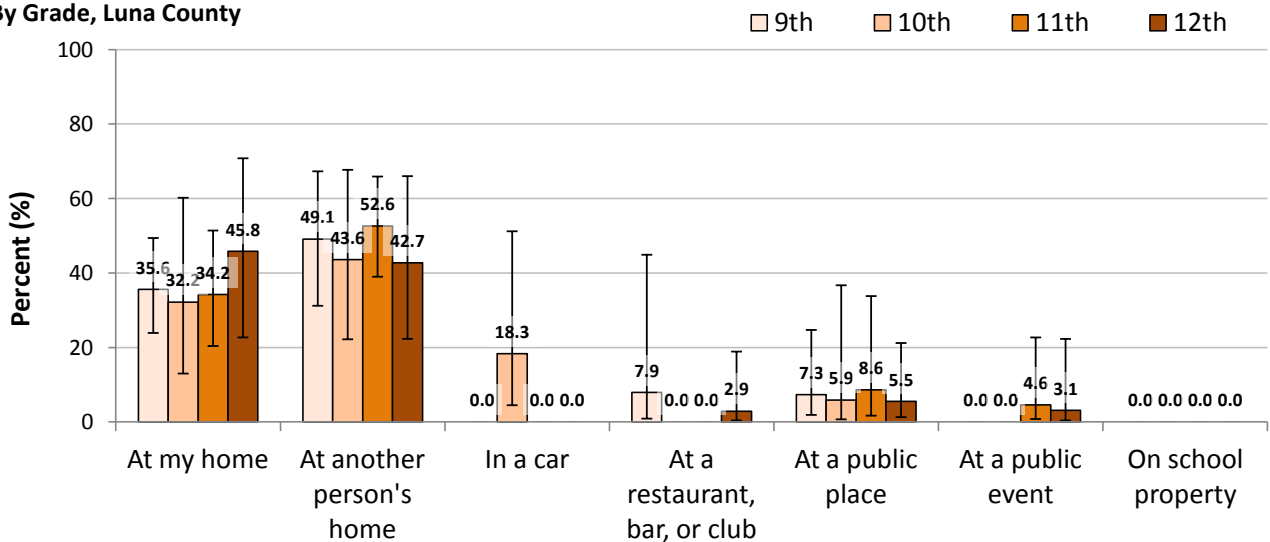
Behaviors of Current Drinkers: Where usually drank alcohol
New Mexico and Luna County
Grades 9-12, 2011



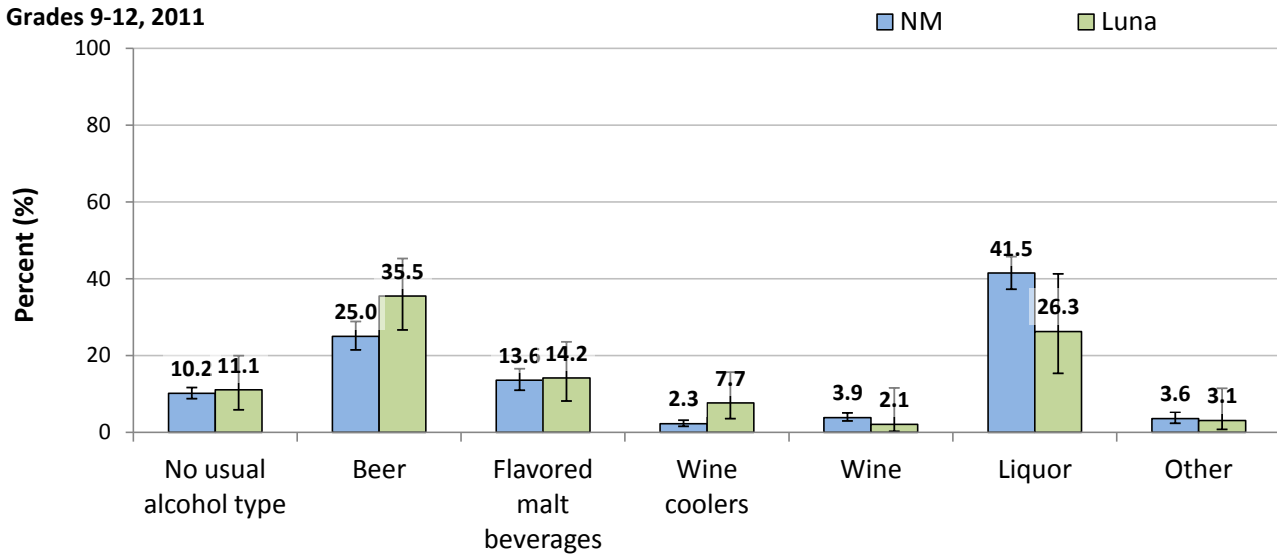
By Gender, Luna County



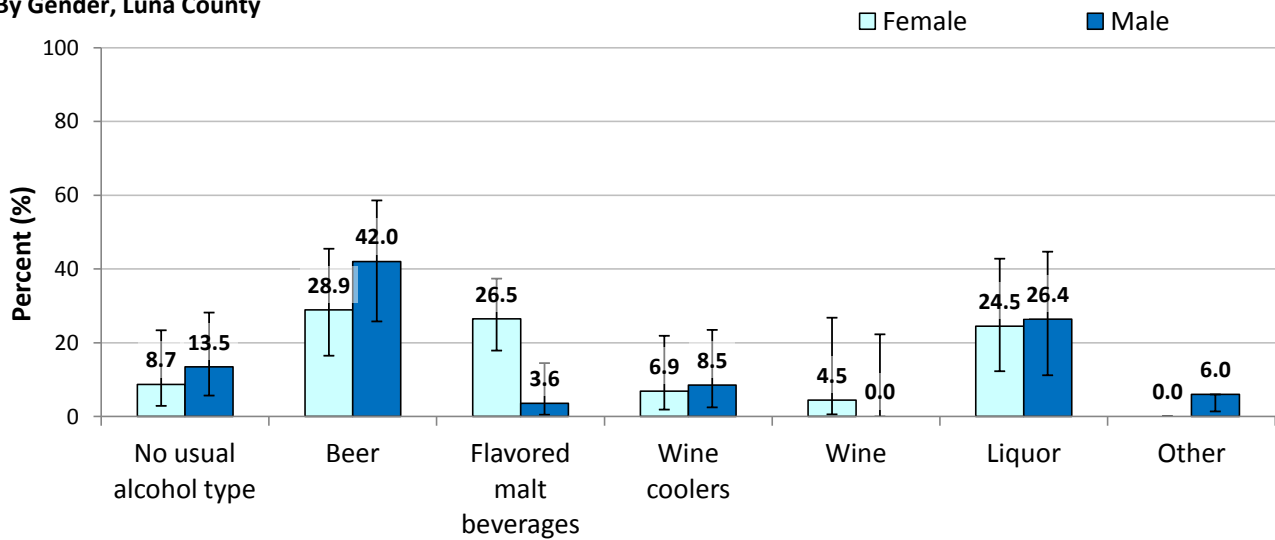
By Grade, Luna County



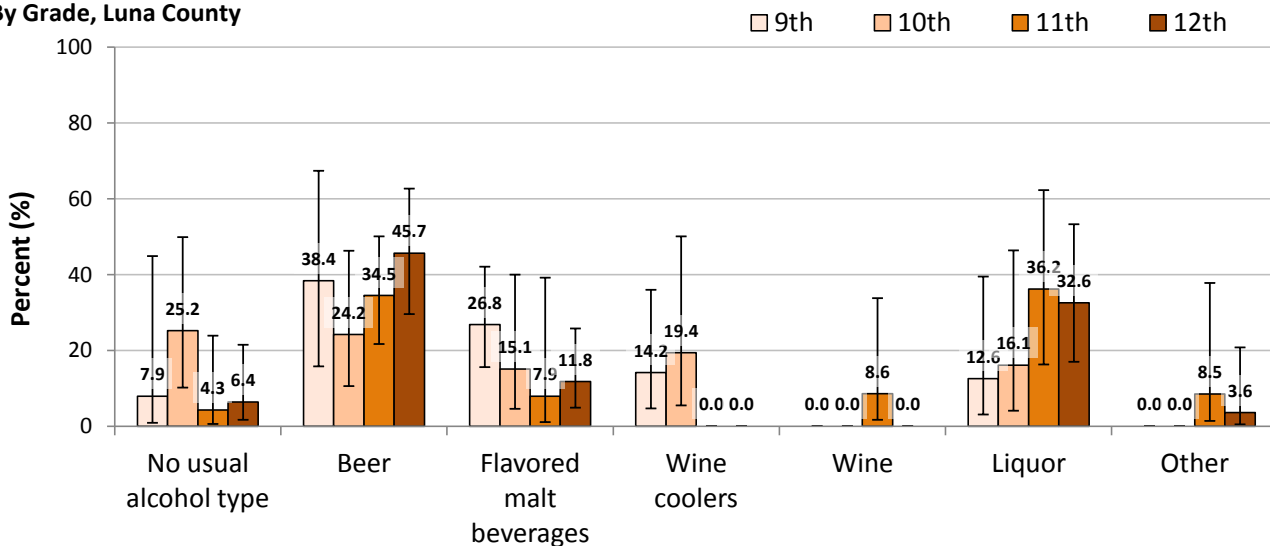
Behaviors of Current Drinkers: Usual type of alcohol
New Mexico and Luna County
Grades 9-12, 2011



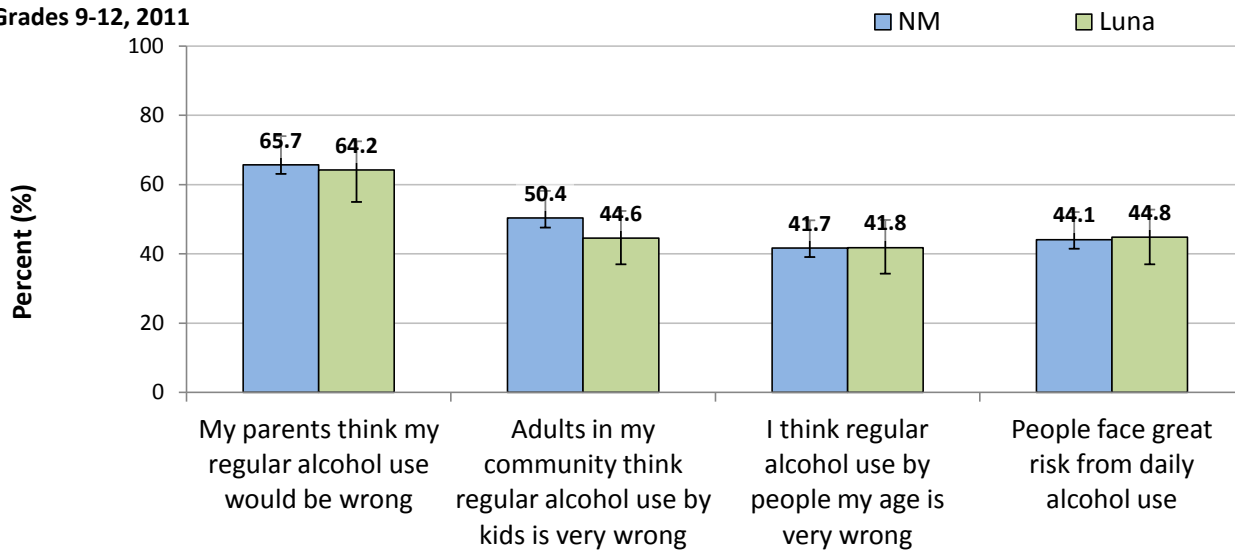
By Gender, Luna County



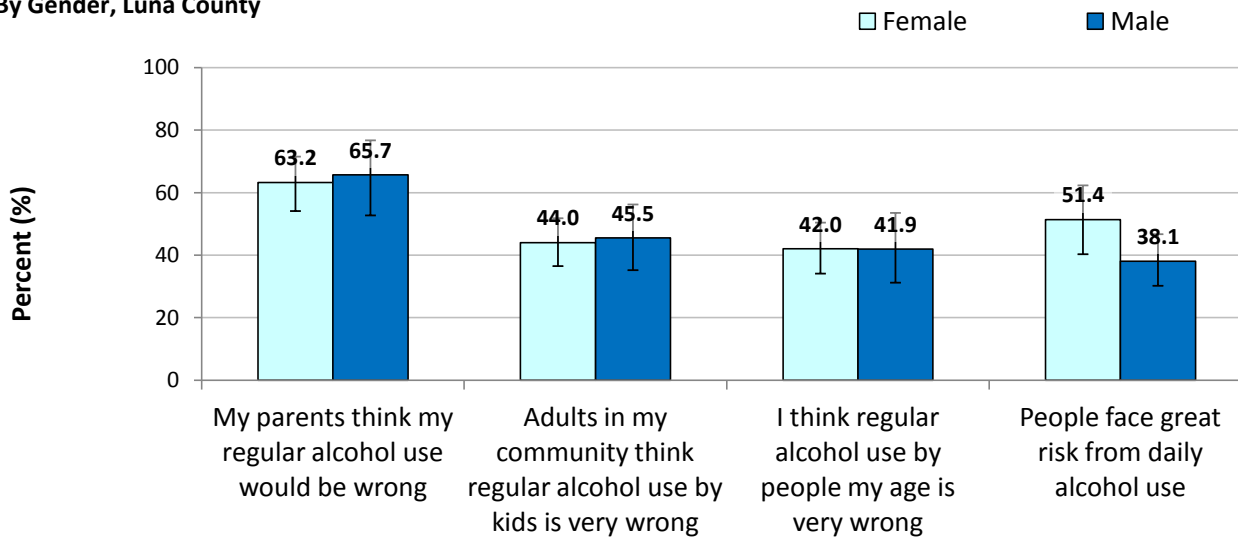
By Grade, Luna County



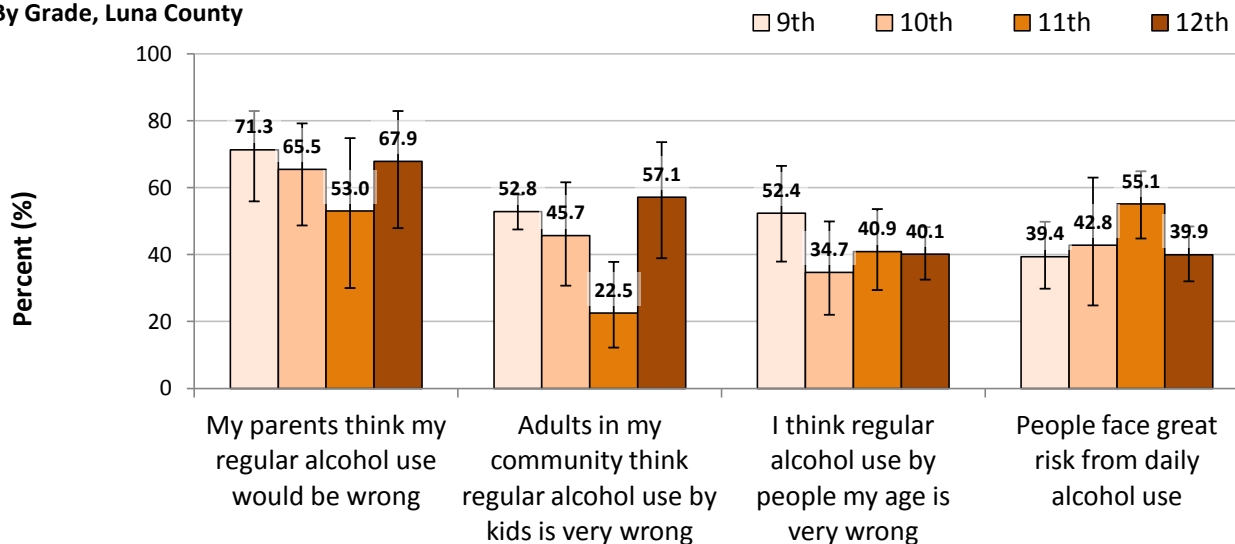
Alcohol Use: Beliefs and Attitudes
New Mexico and Luna County
Grades 9-12, 2011



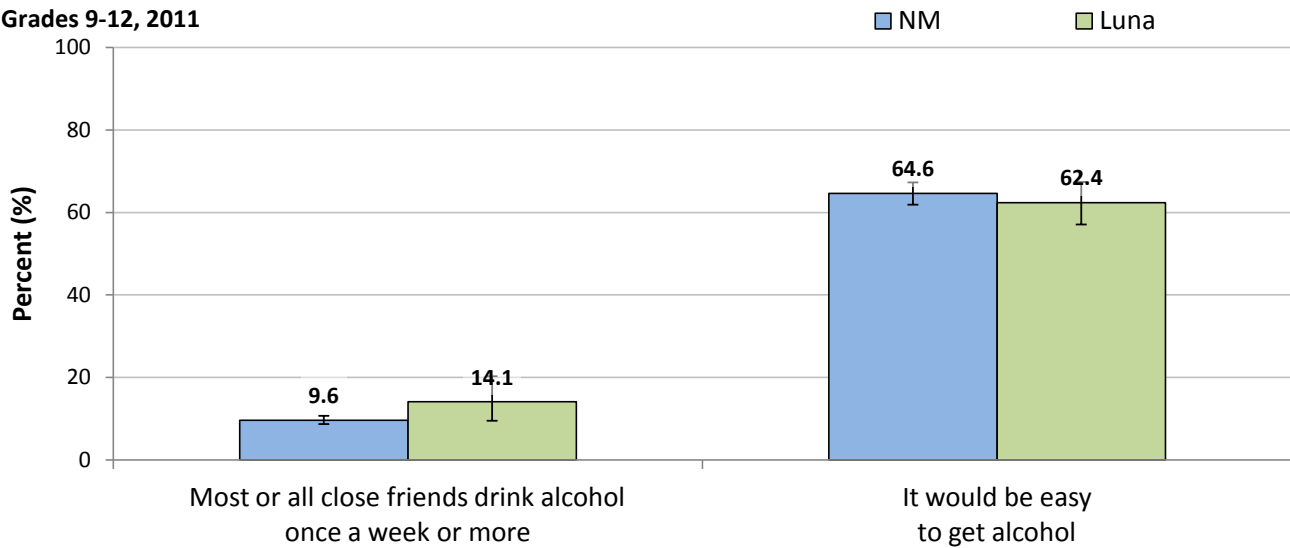
By Gender, Luna County



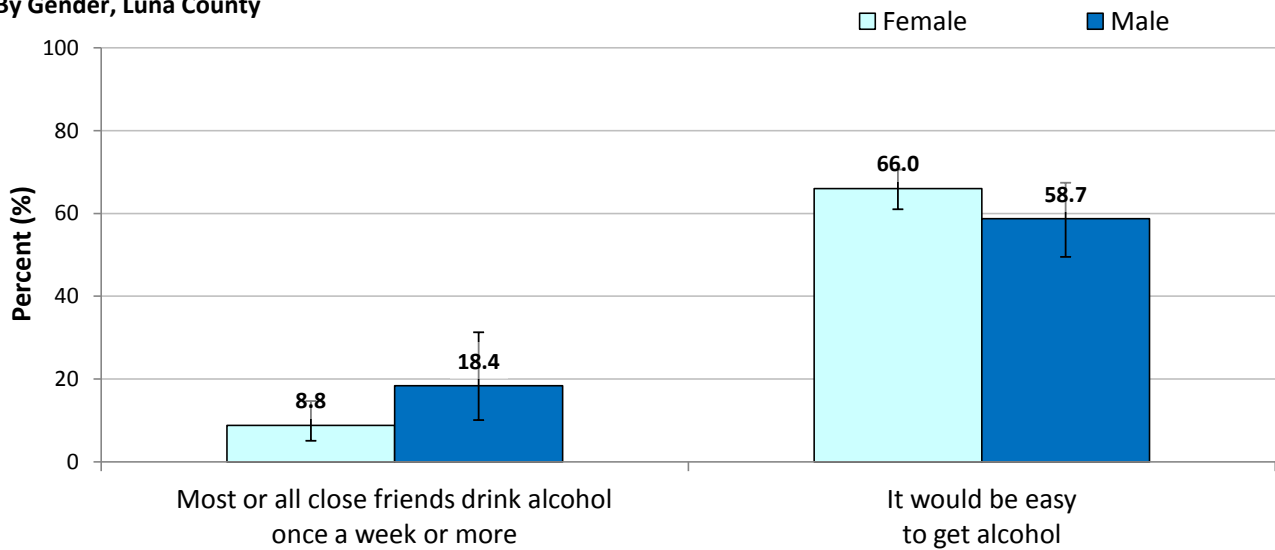
By Grade, Luna County



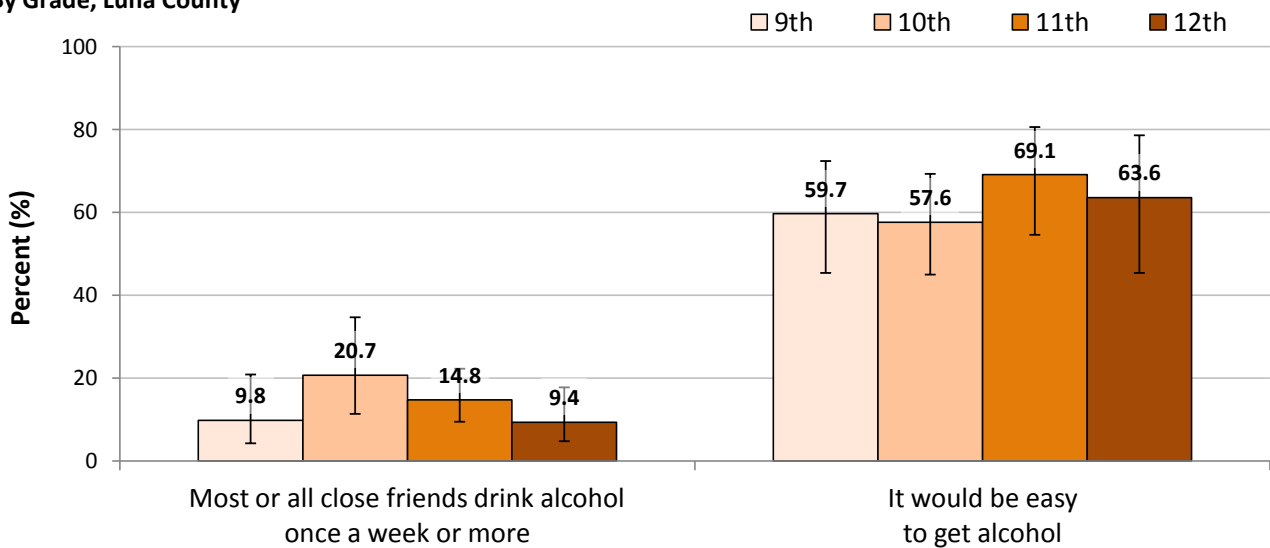
Alcohol Use: Access
New Mexico and Luna County
Grades 9-12, 2011



By Gender, Luna County

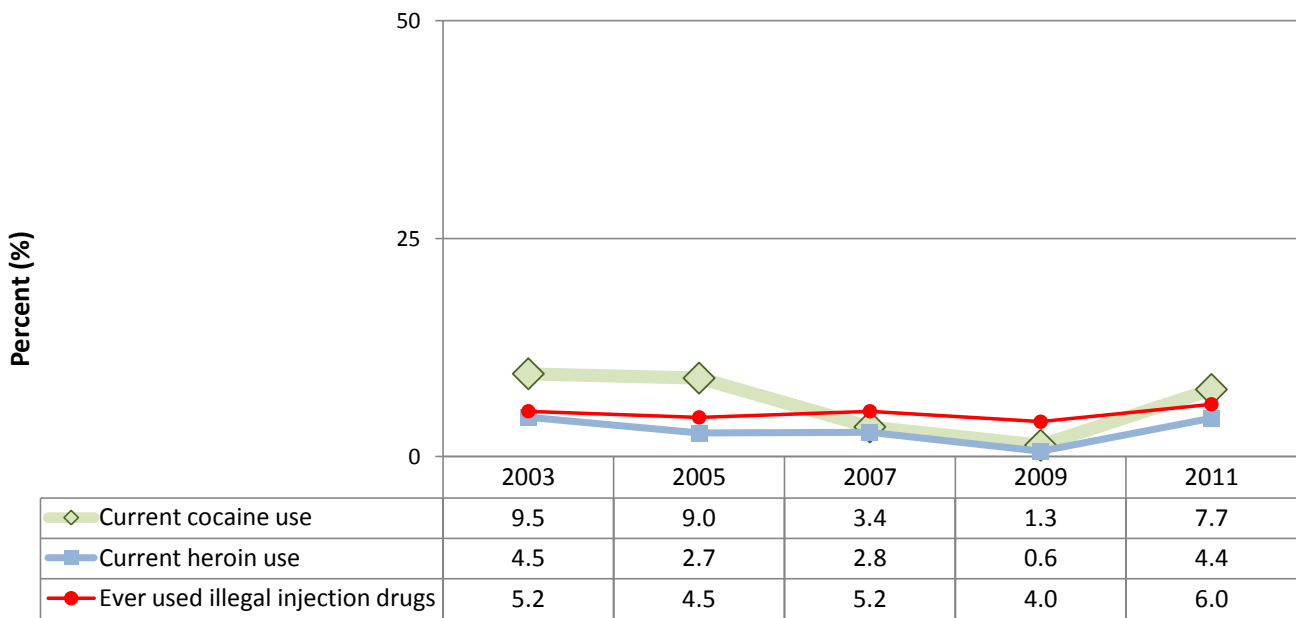
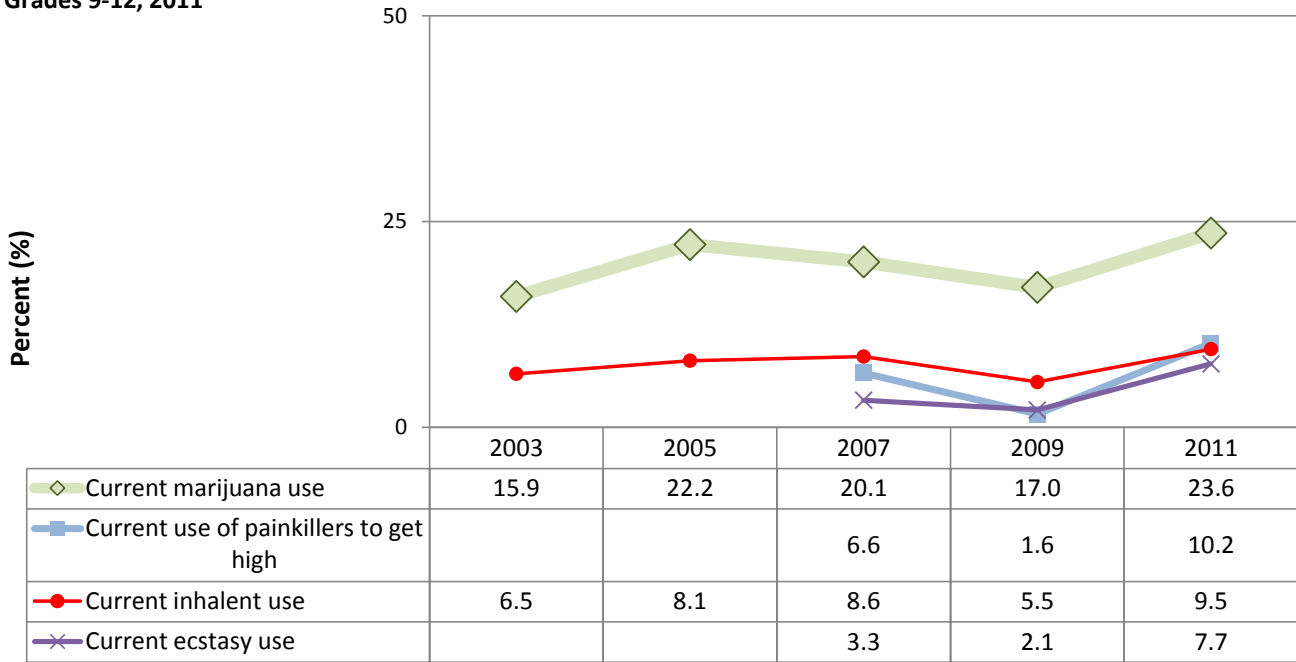


By Grade, Luna County

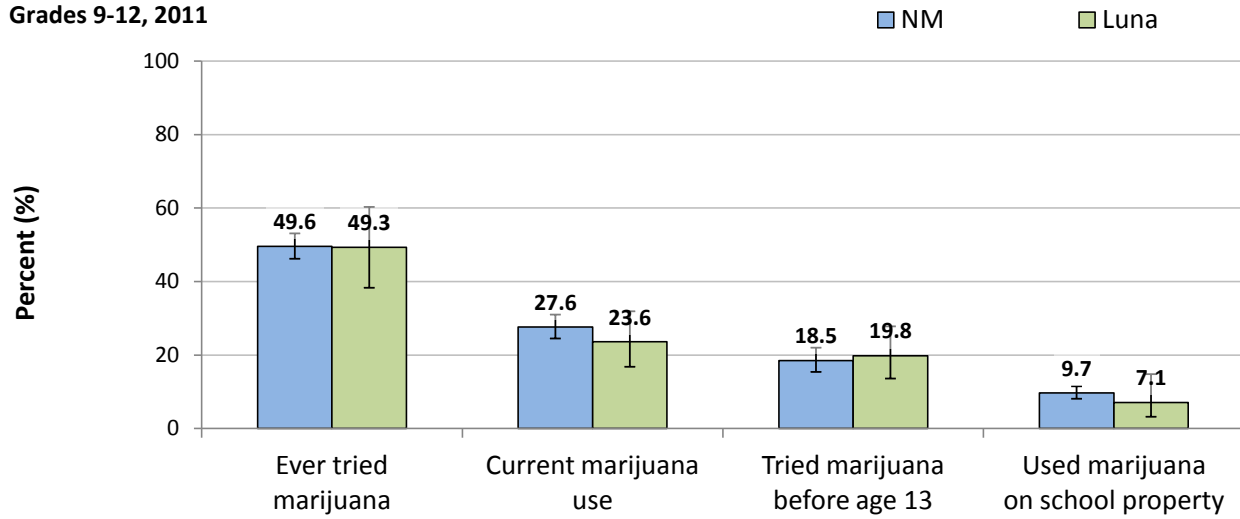


Drug Use

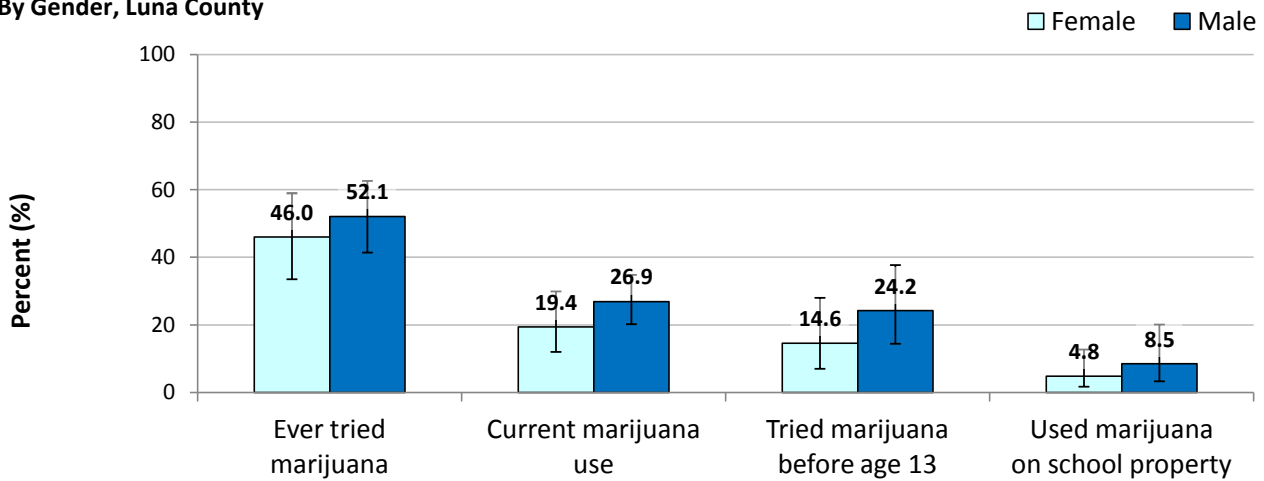
**Drug Use Indicators
 by Year, Luna County
 Grades 9-12, 2011**



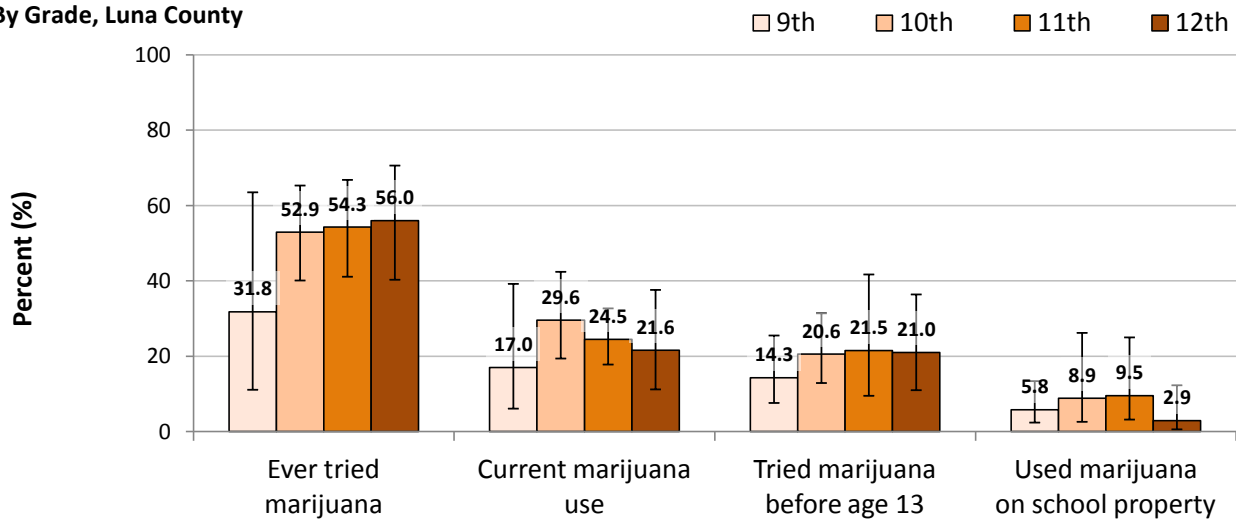
Drug Use: Marijuana
New Mexico and Luna County
Grades 9-12, 2011



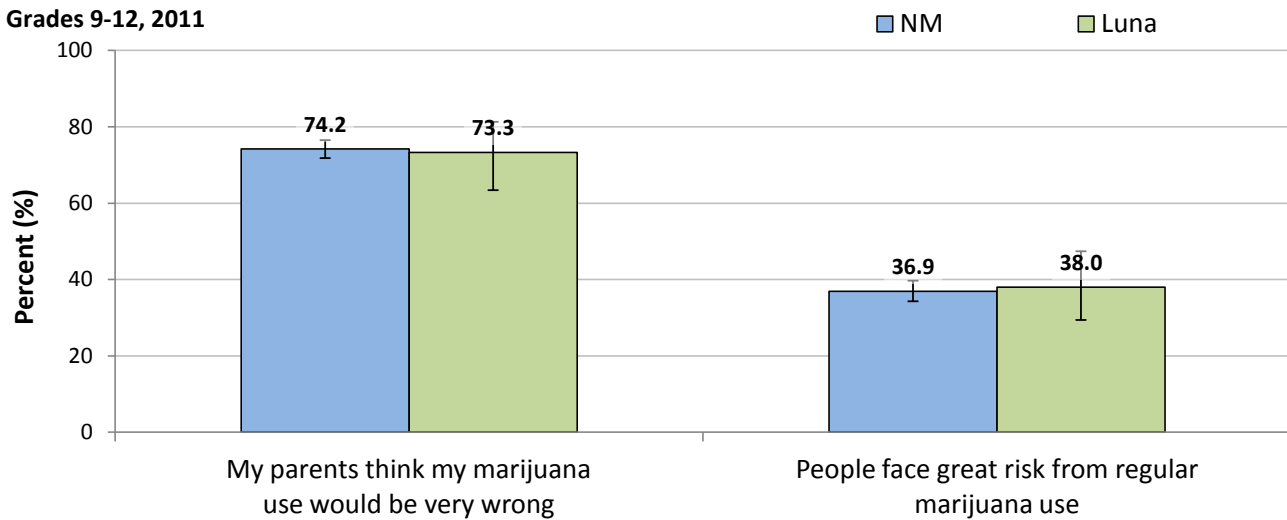
By Gender, Luna County



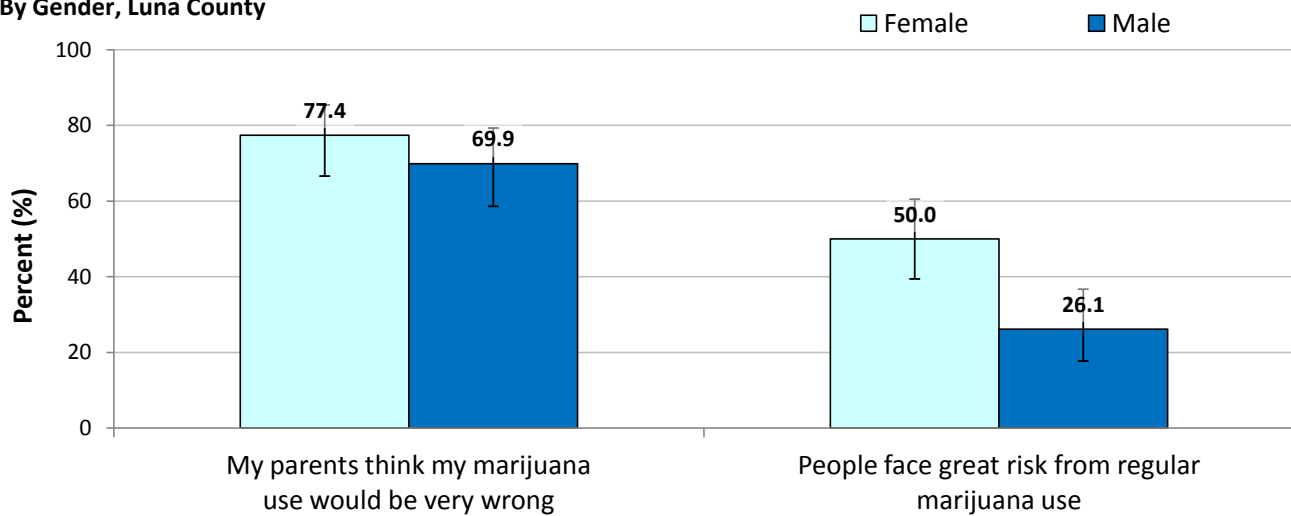
By Grade, Luna County



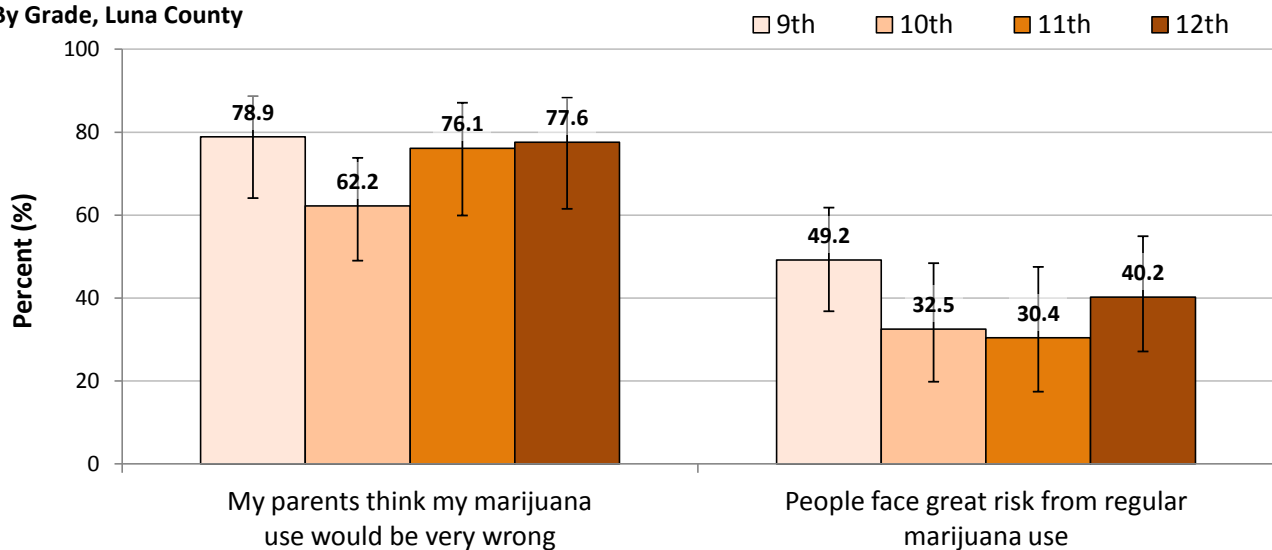
Marijuana Use: Beliefs and Attitudes
New Mexico and Luna County
Grades 9-12, 2011



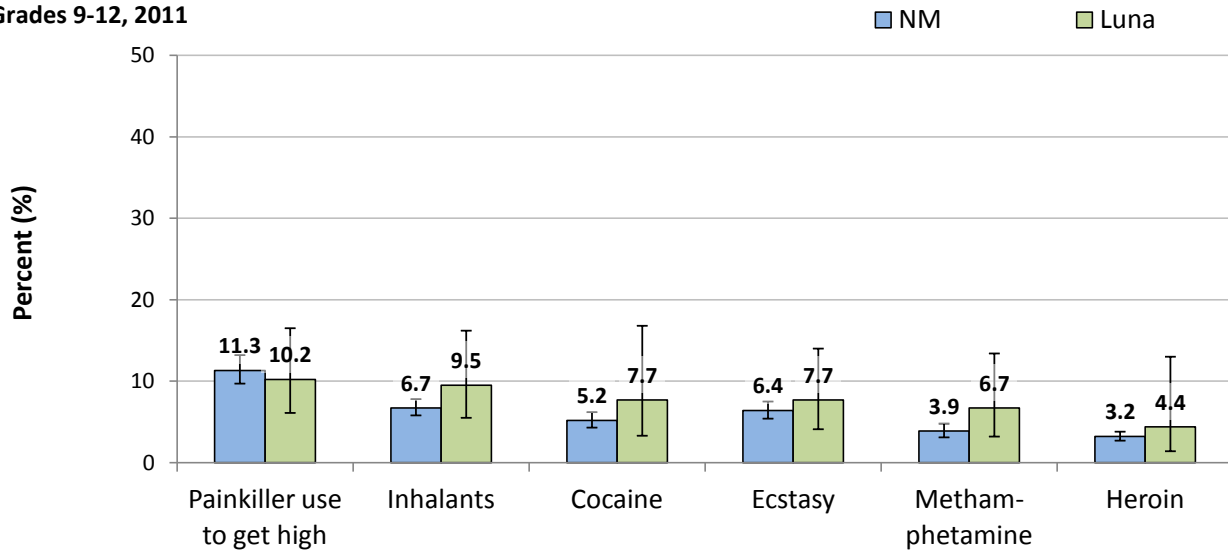
By Gender, Luna County



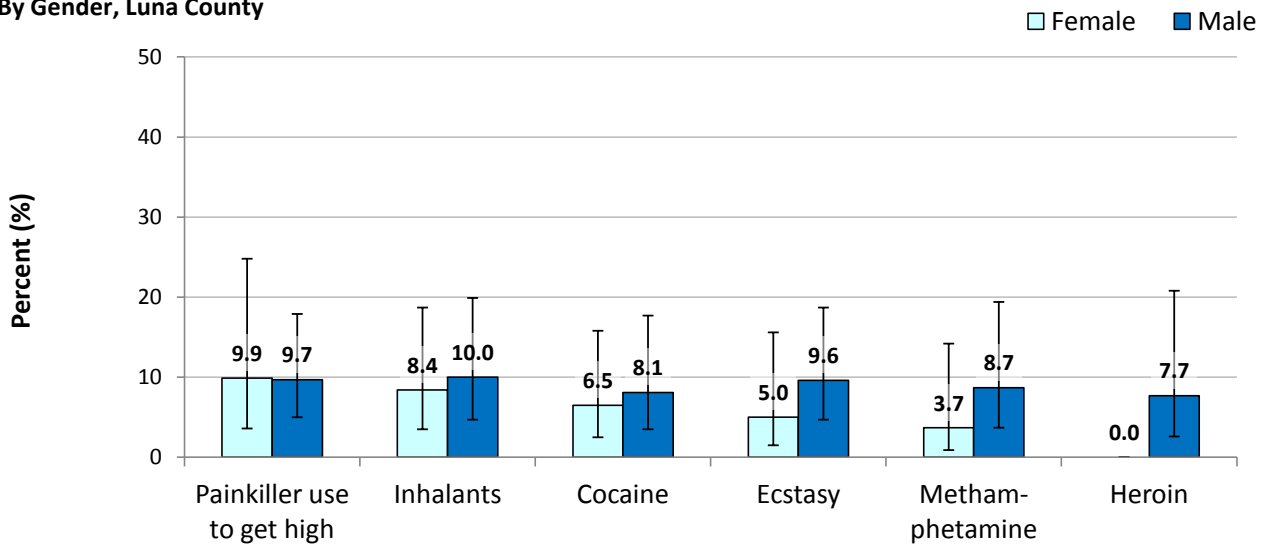
By Grade, Luna County



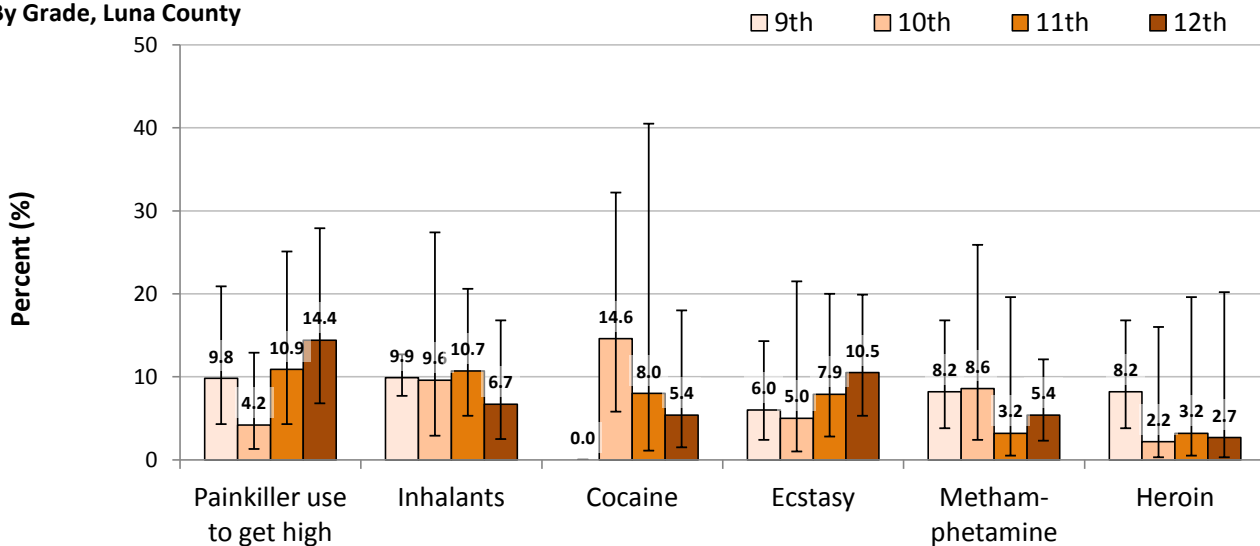
Current Drug Use (Past 30 Days)
New Mexico and Luna County
Grades 9-12, 2011



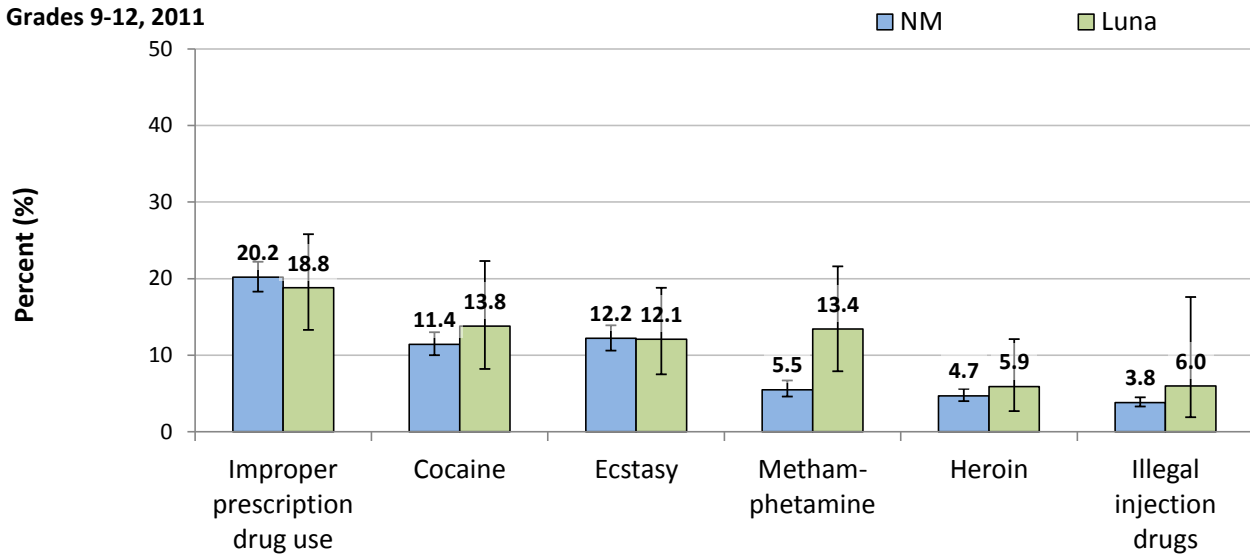
By Gender, Luna County



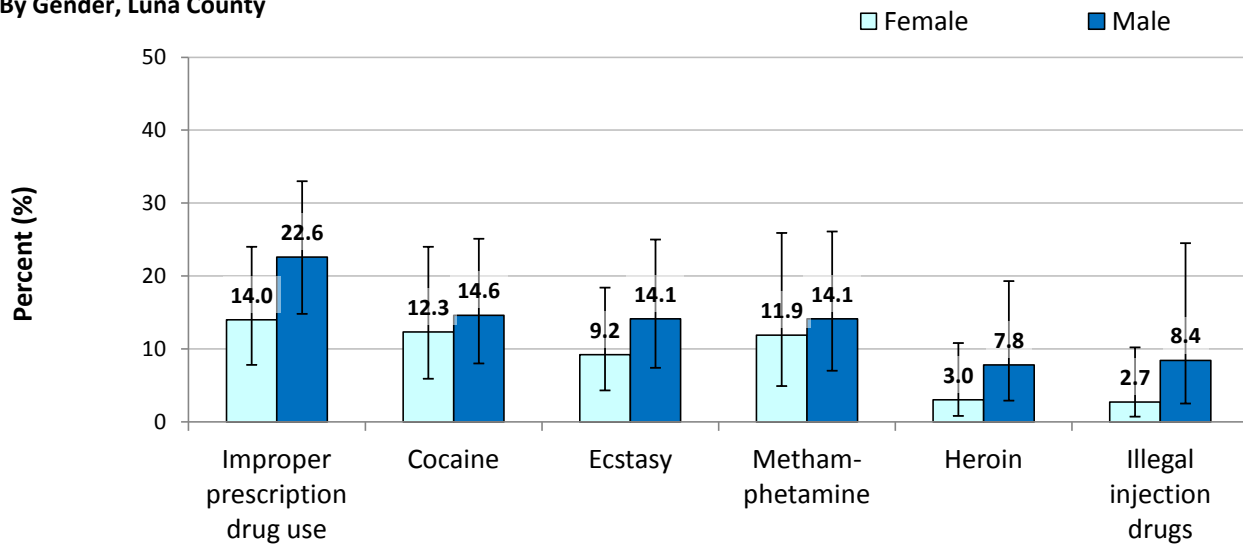
By Grade, Luna County



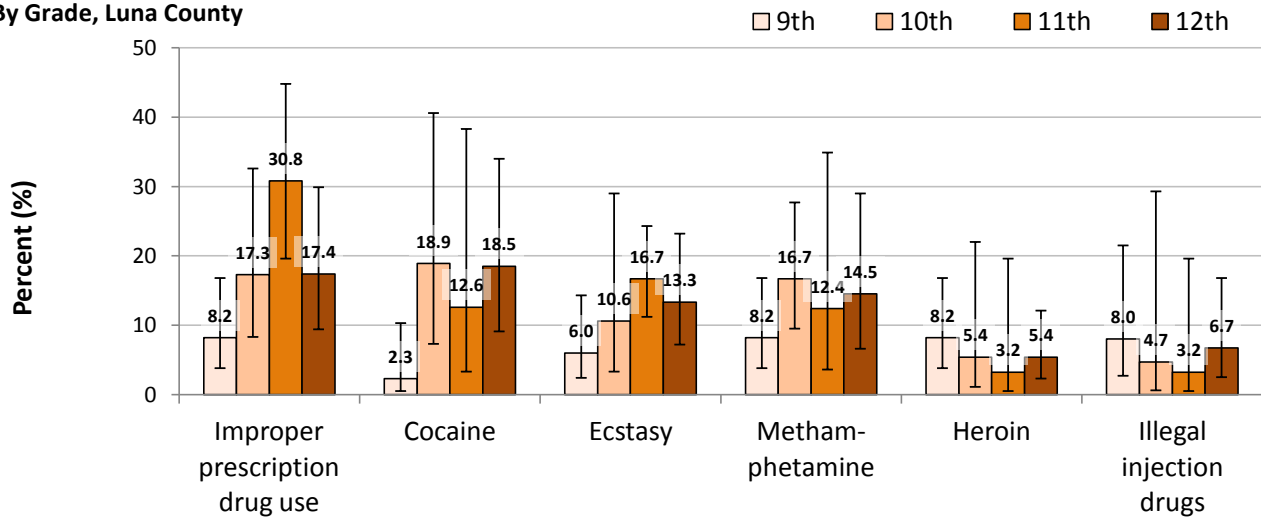
Drug Use: Ever Used in Lifetime
New Mexico and Luna County
Grades 9-12, 2011



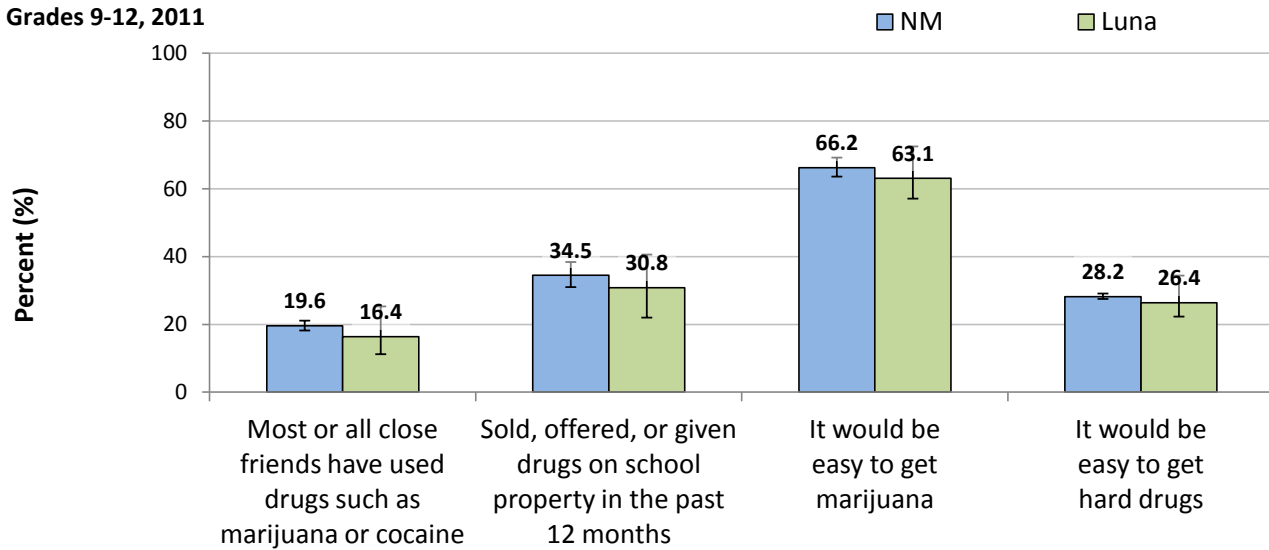
By Gender, Luna County



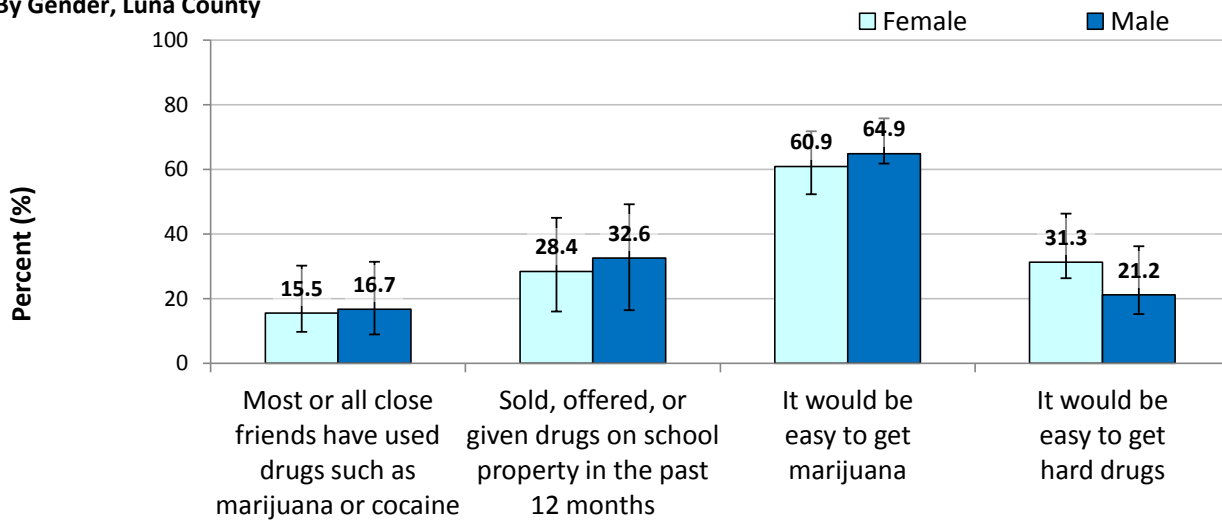
By Grade, Luna County



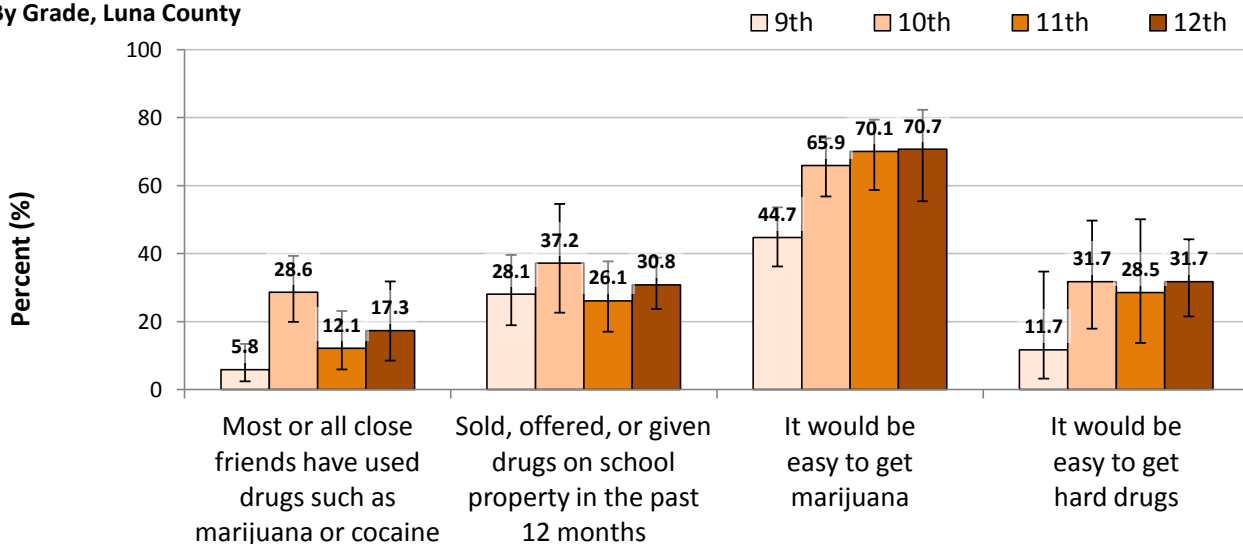
Drug Use: Access to Drugs
New Mexico and Luna County
Grades 9-12, 2011



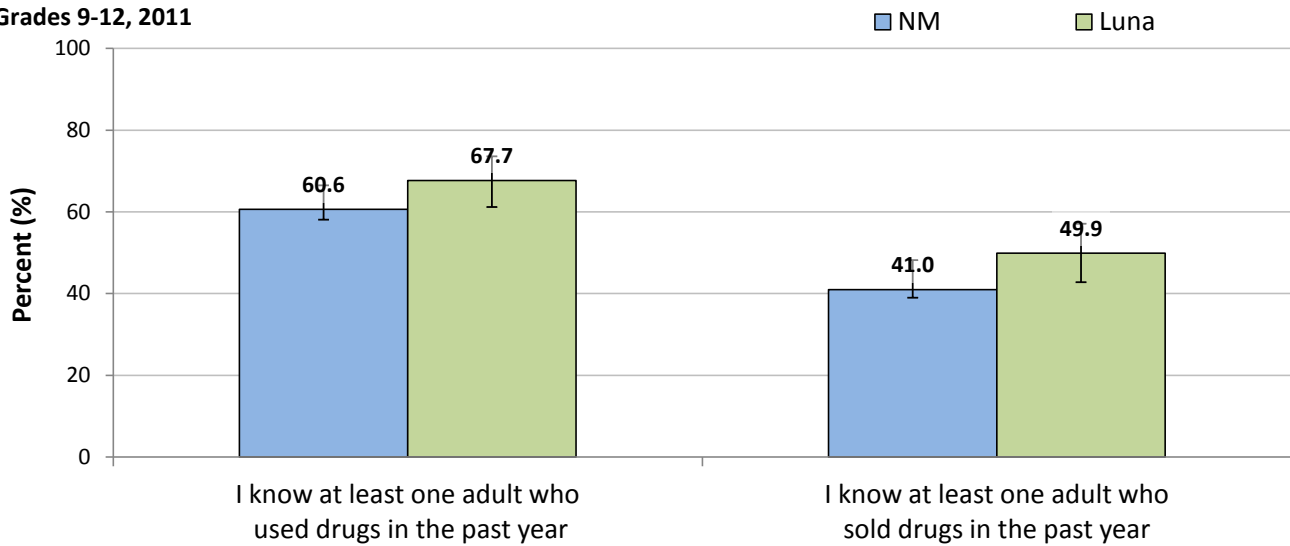
By Gender, Luna County



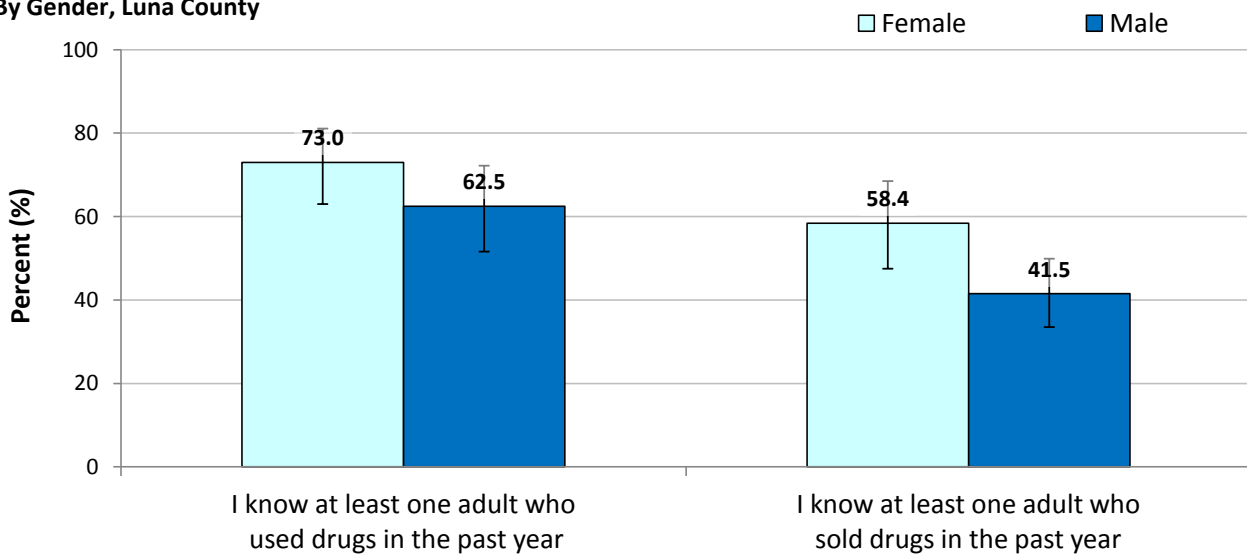
By Grade, Luna County



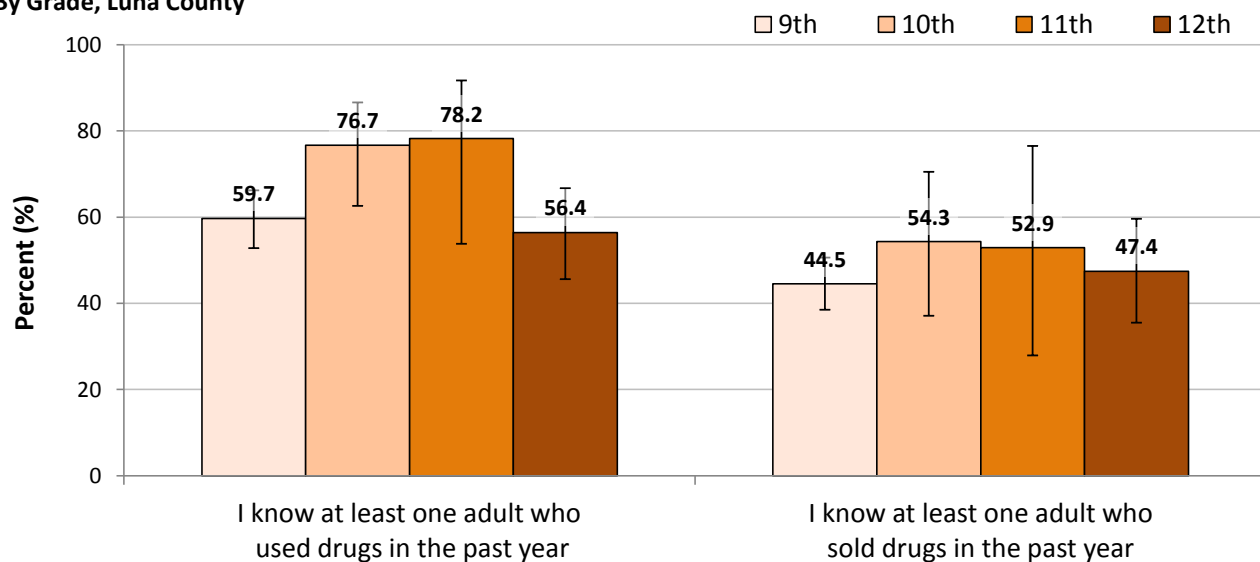
Drug Use: Access to Drugs
New Mexico and Luna County
Grades 9-12, 2011



By Gender, Luna County

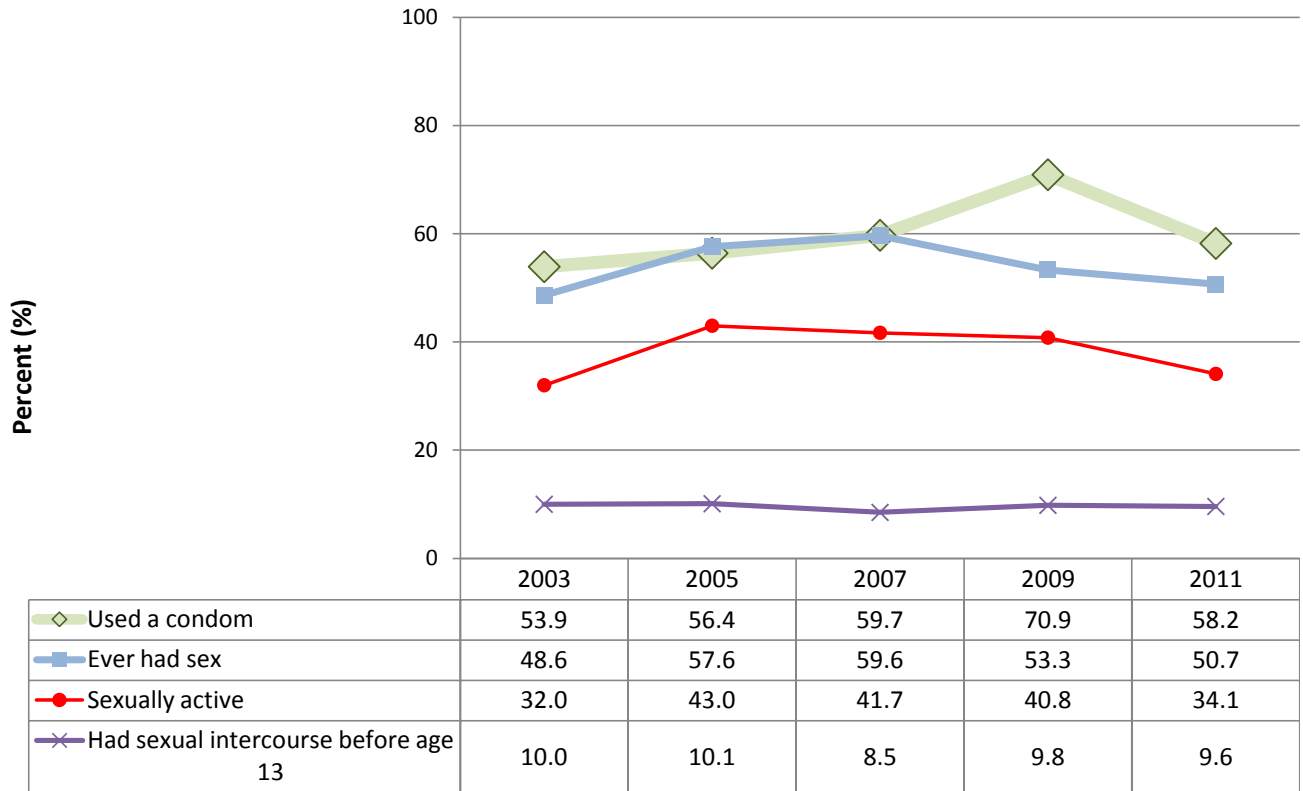


By Grade, Luna County

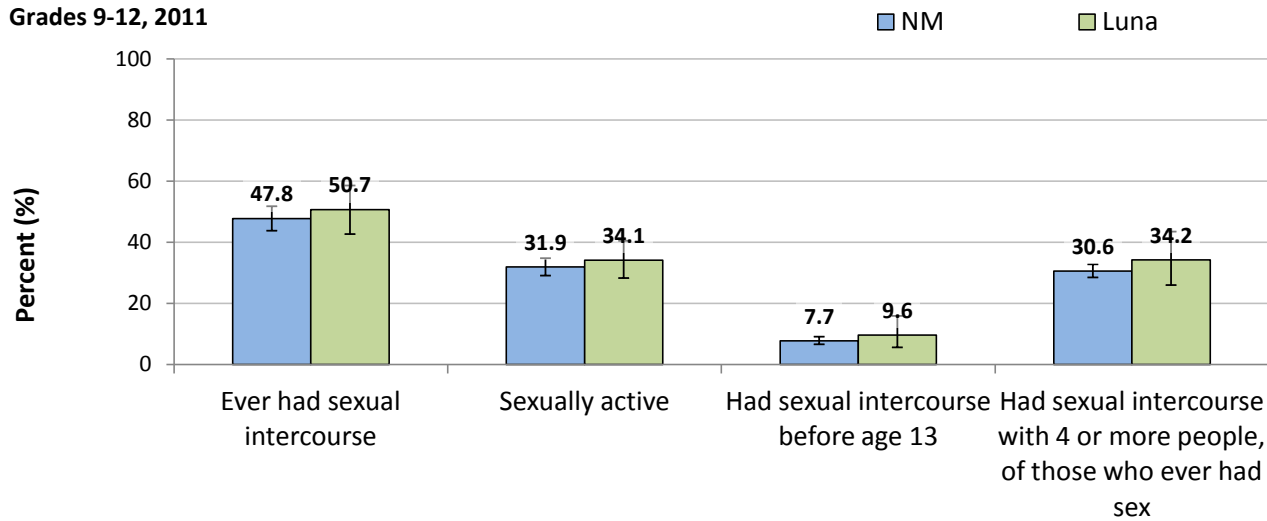


Sexual Behaviors

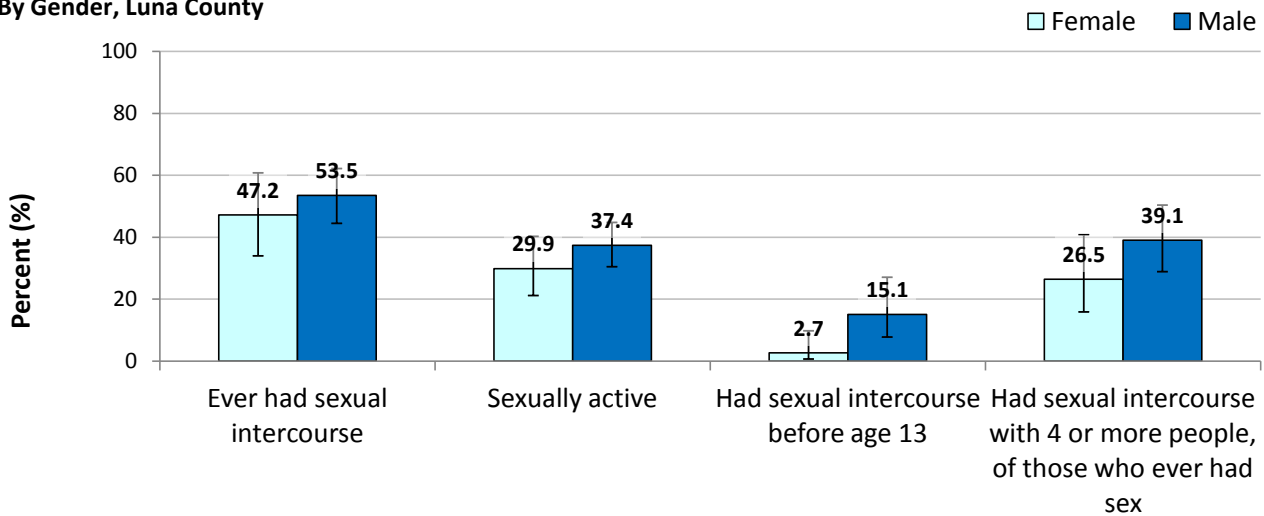
**Sexual Behaviors Indicators
 by Year, Luna County
 Grades 9-12, 2011**



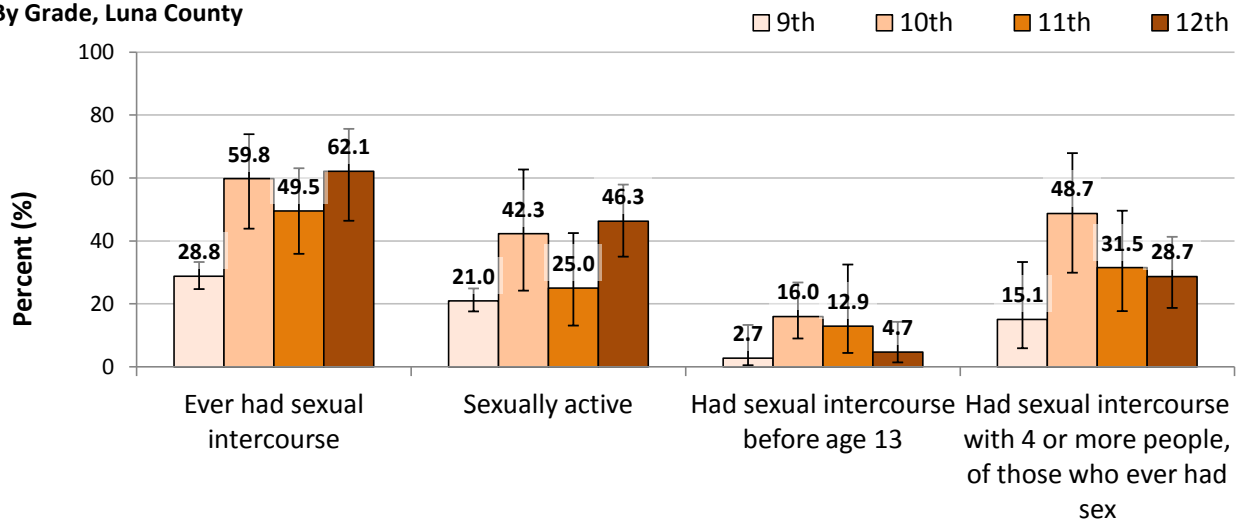
Sexual Behaviors
New Mexico and Luna County
Grades 9-12, 2011



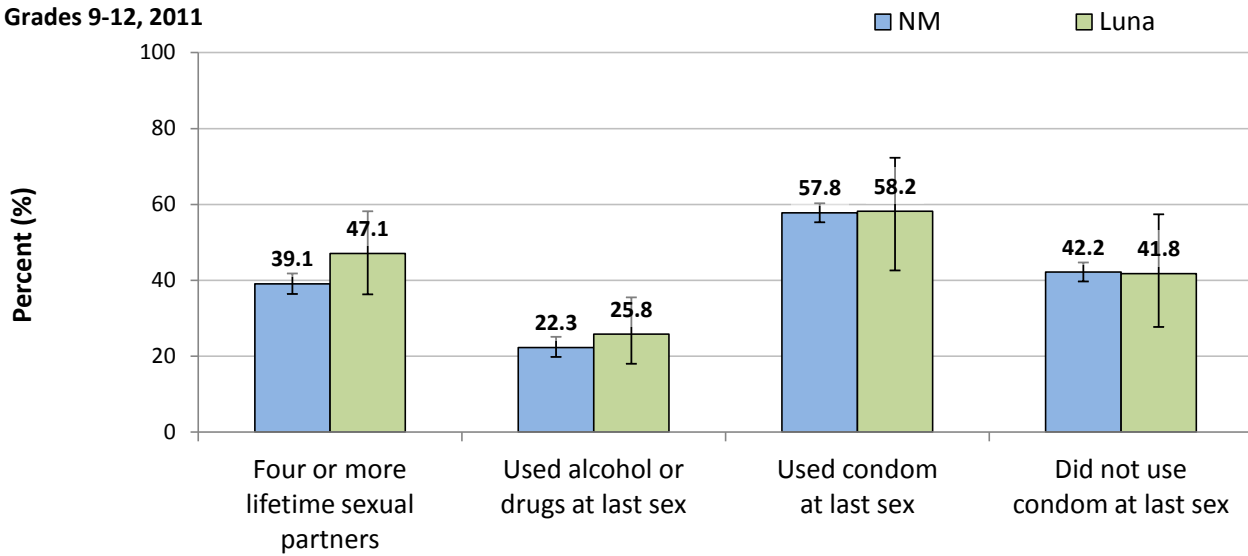
By Gender, Luna County



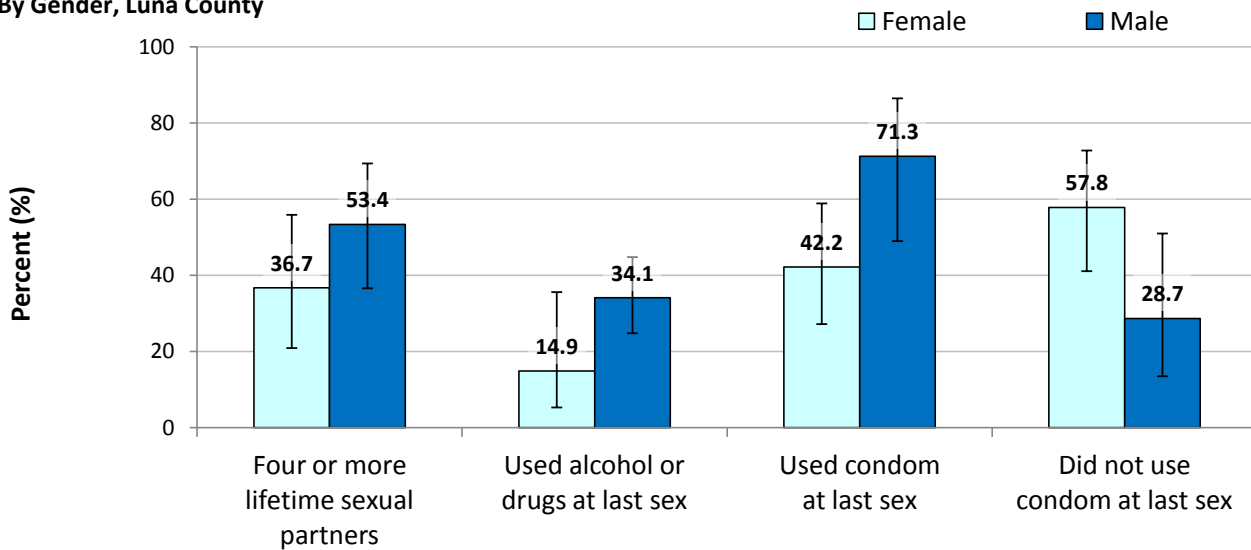
By Grade, Luna County



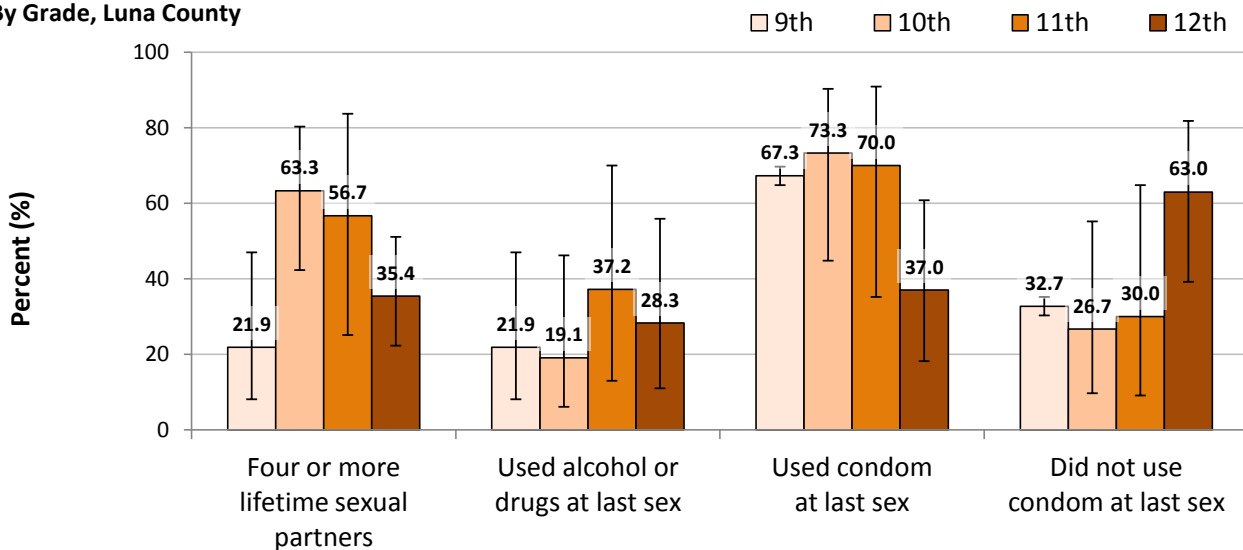
Sexual Behaviors of Sexually Active Students
New Mexico and Luna County
Grades 9-12, 2011



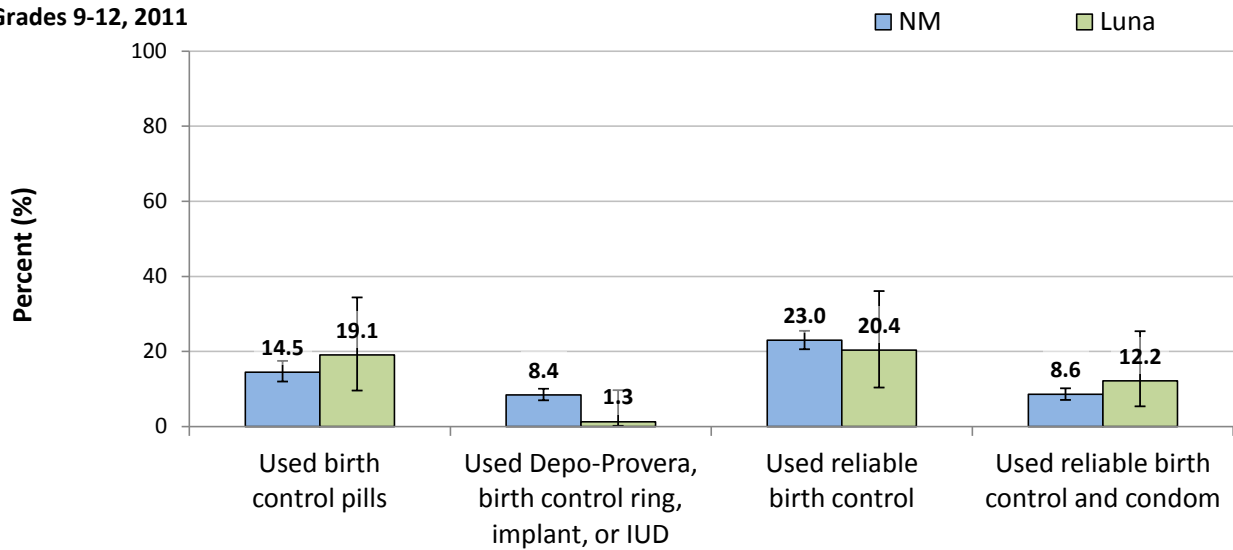
By Gender, Luna County



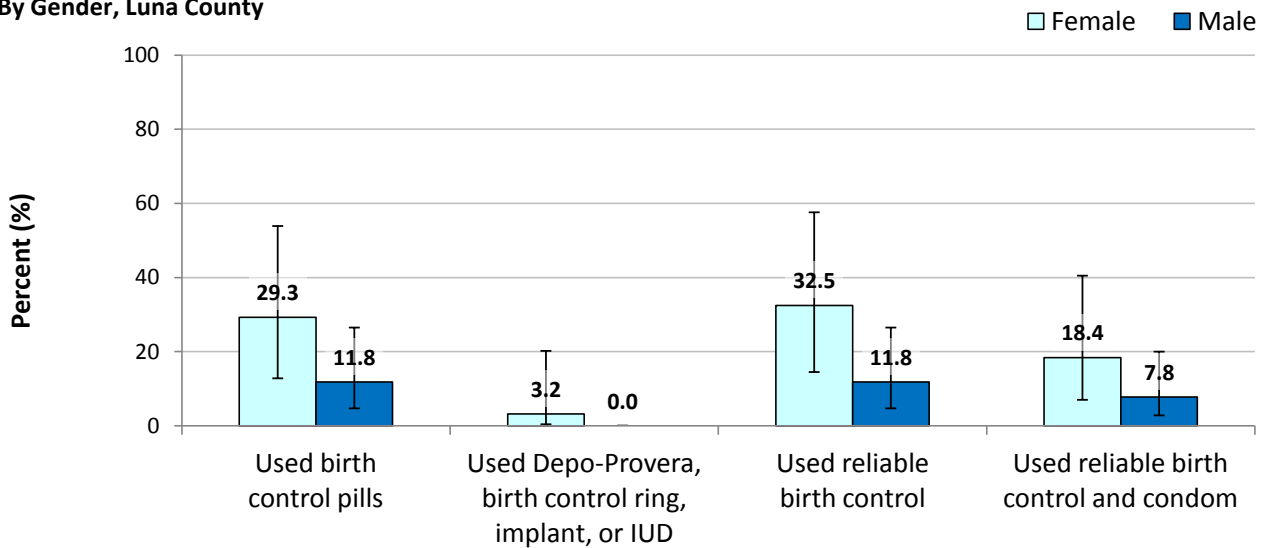
By Grade, Luna County



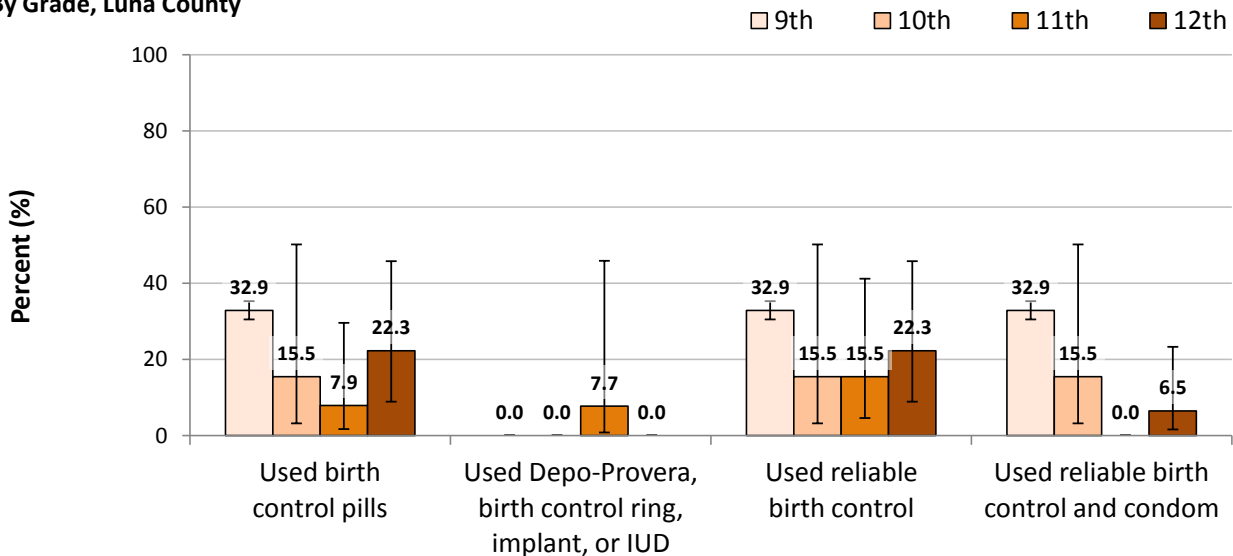
Sexual Behaviors of Sexually Active Students
New Mexico and Luna County
Grades 9-12, 2011



By Gender, Luna County

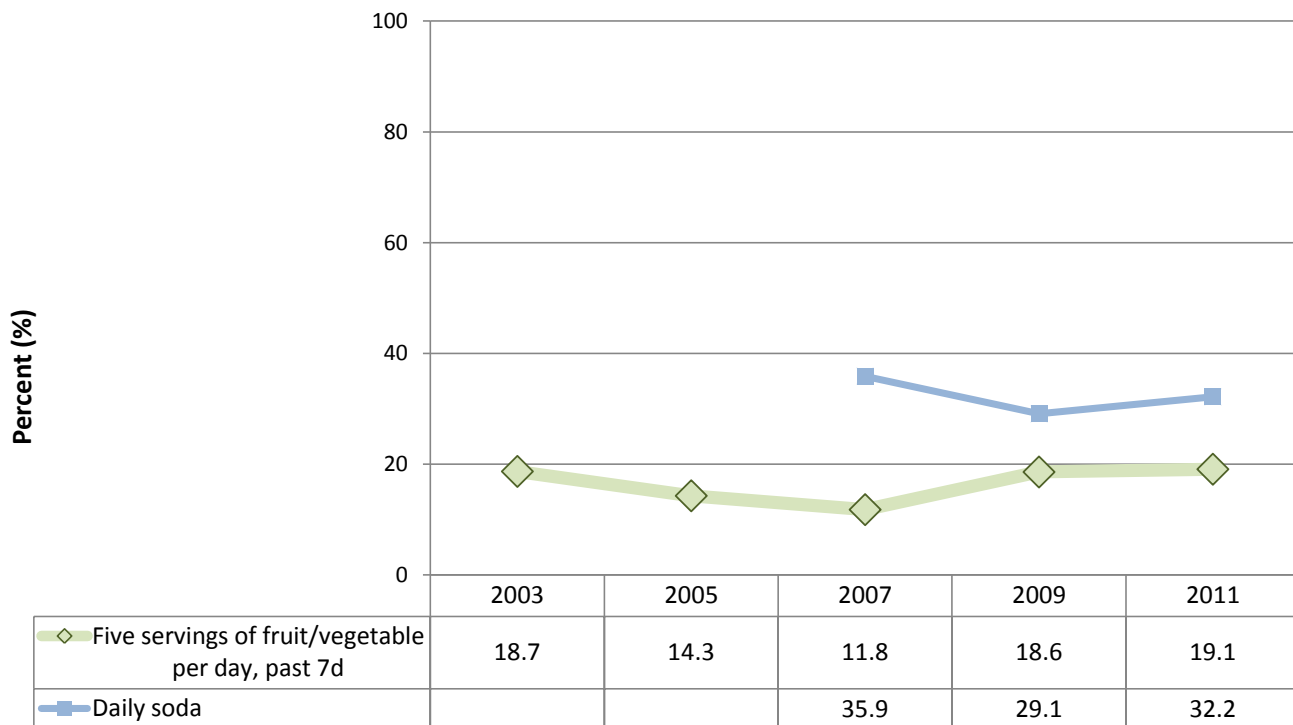


By Grade, Luna County

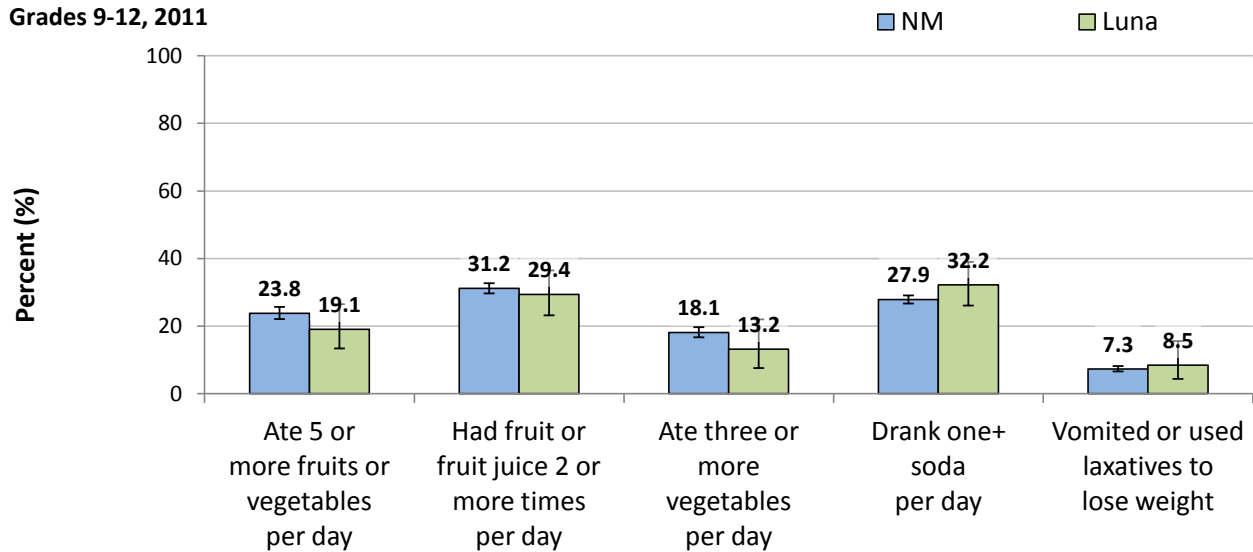


Nutrition

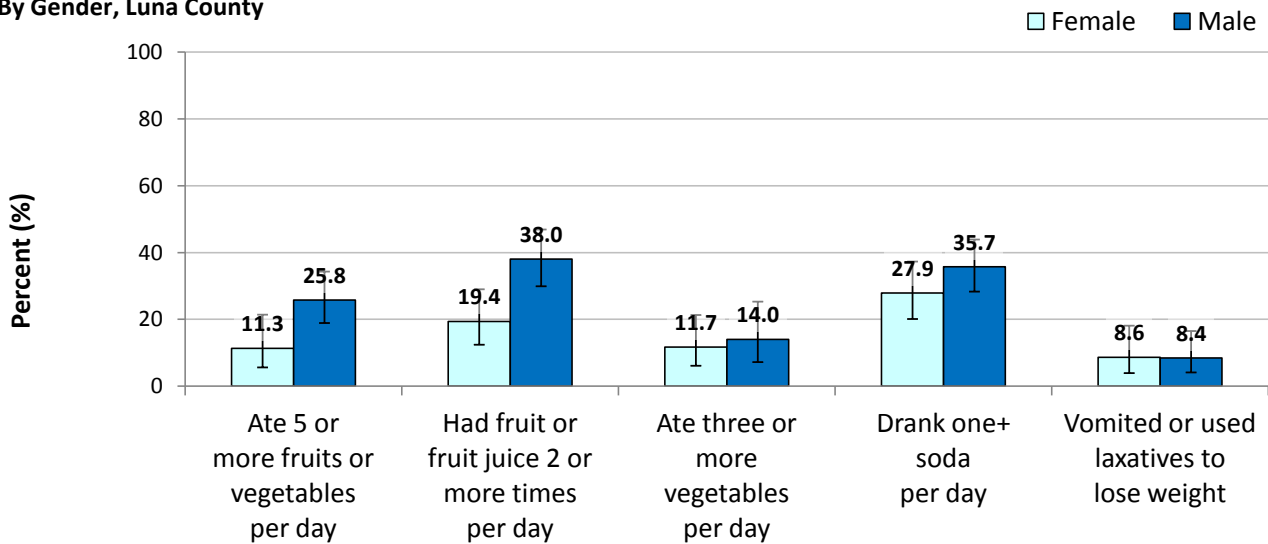
**Nutrition Indicators
 by Year, Luna County
 Grades 9-12, 2011**



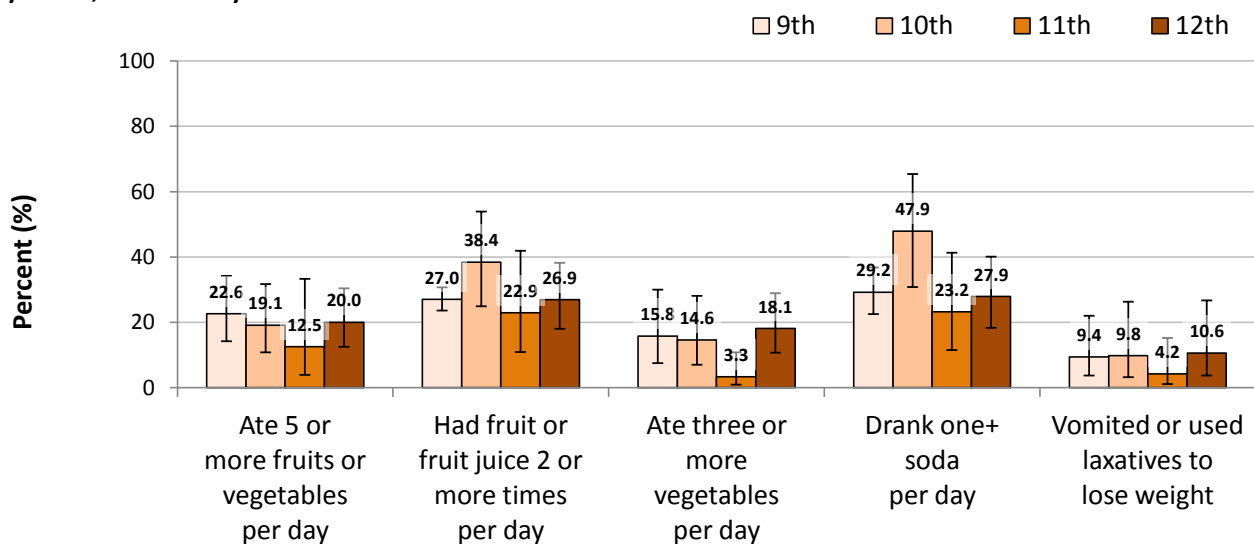
Nutrition
New Mexico and Luna County
Grades 9-12, 2011



By Gender, Luna County

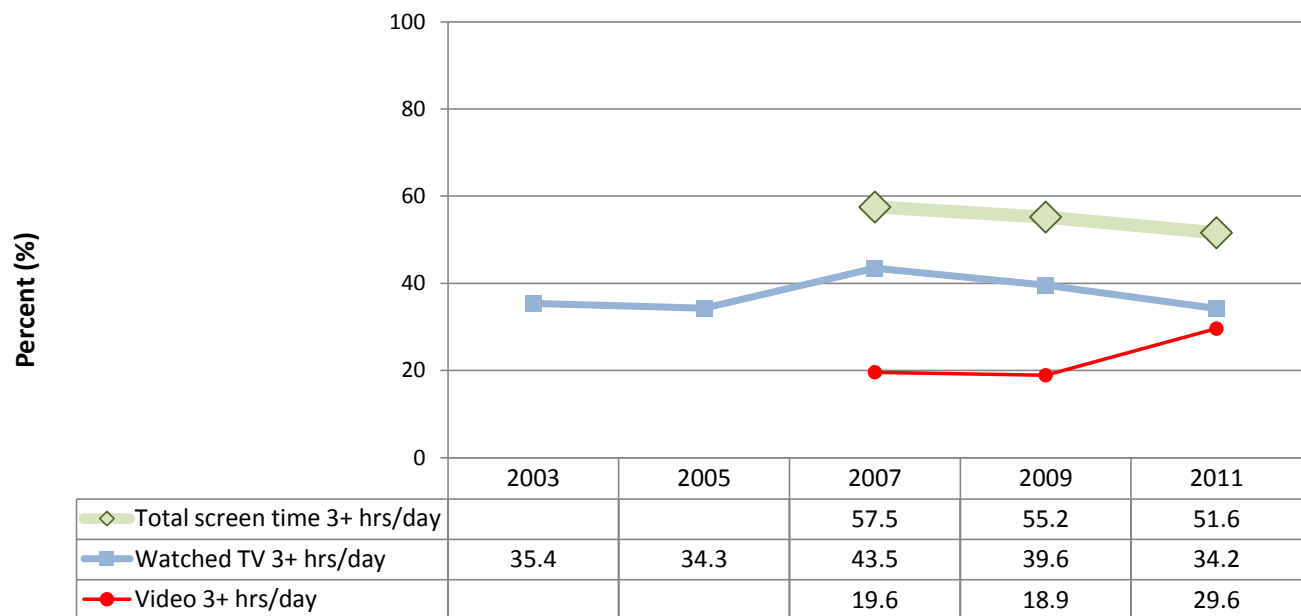
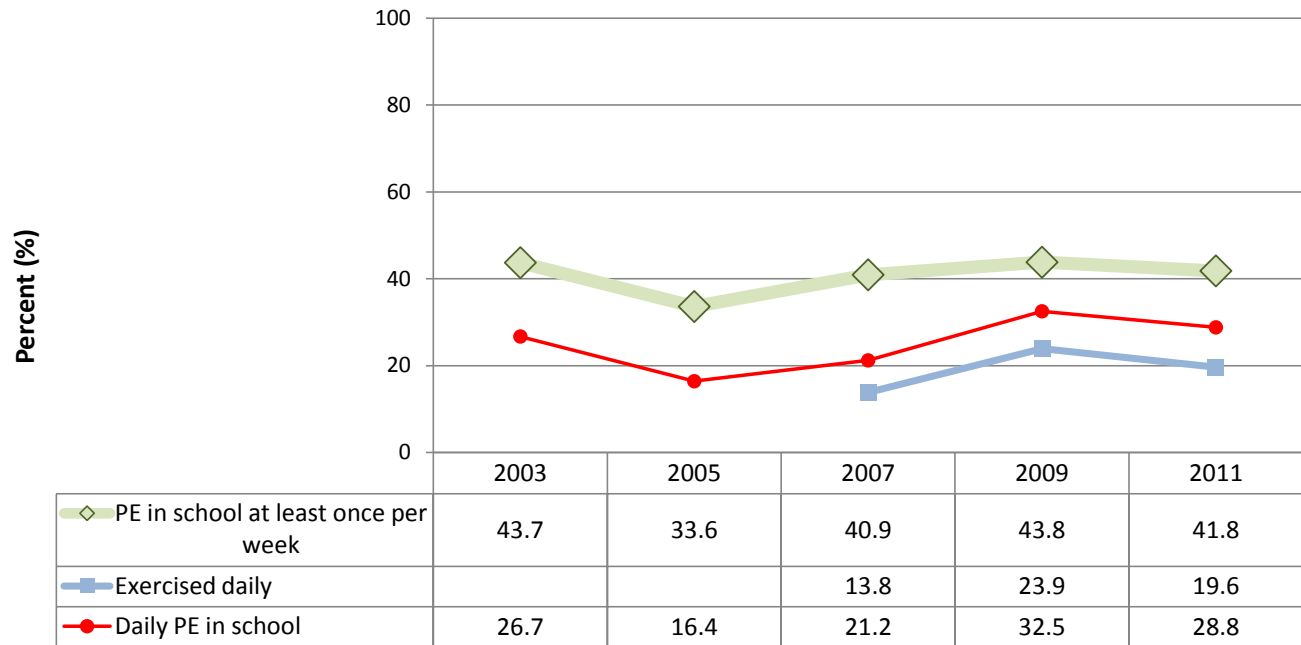


By Grade, Luna County

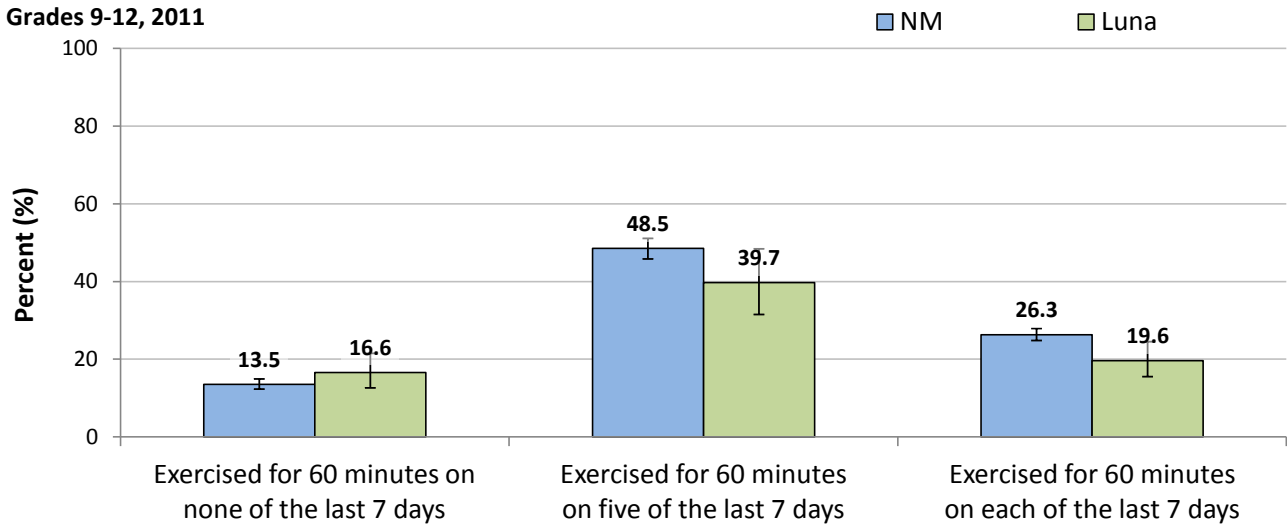


Physical Activity

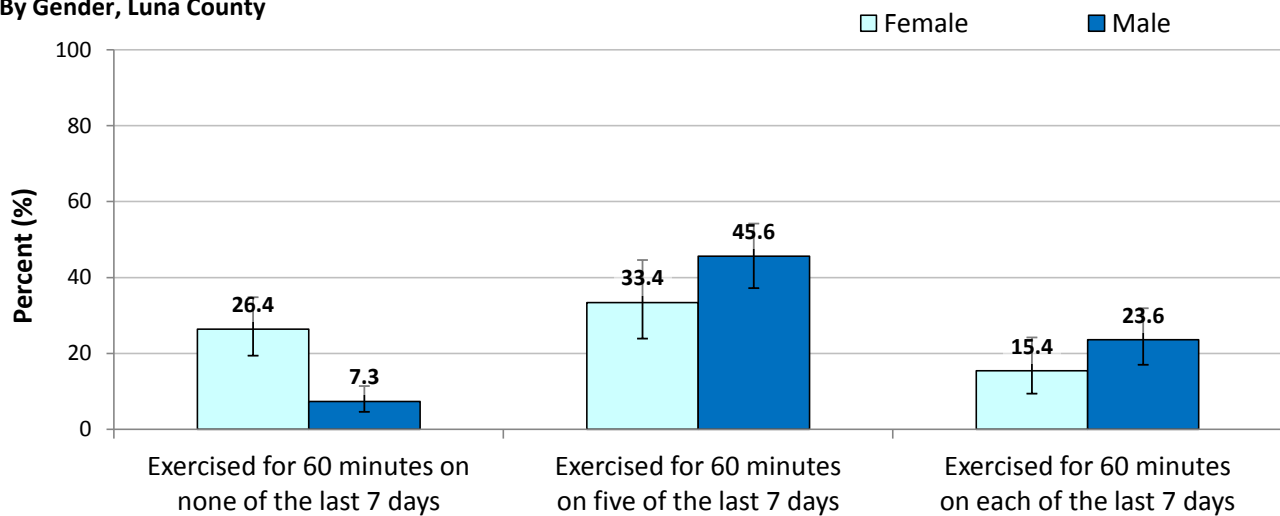
Physical Activity Indicators by Year, Luna County Grades 9-12, 2011



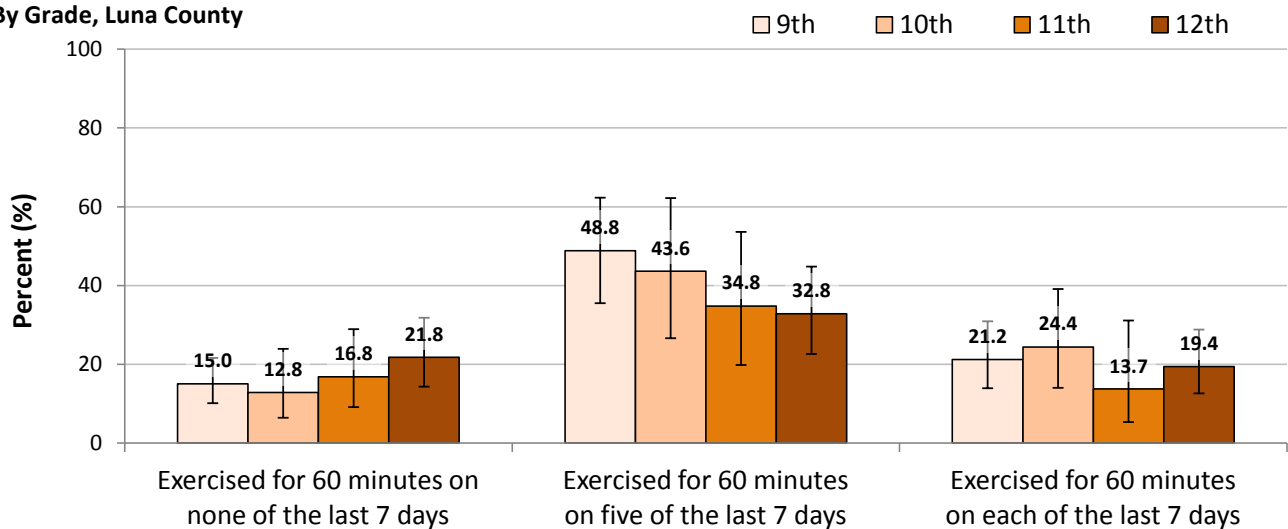
Physical Activity
New Mexico and Luna County
Grades 9-12, 2011



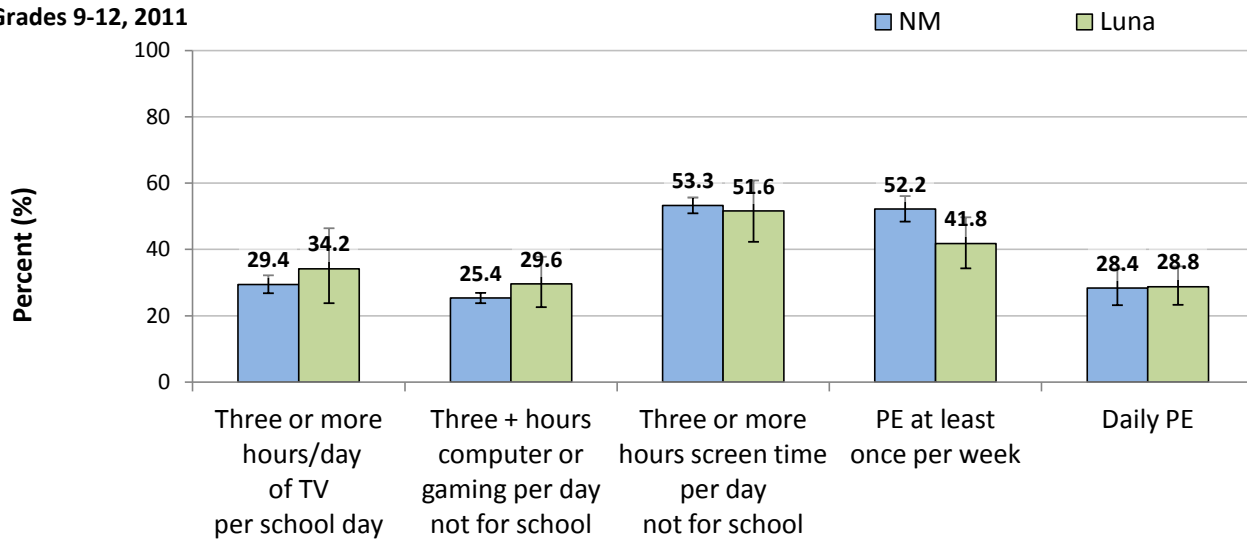
By Gender, Luna County



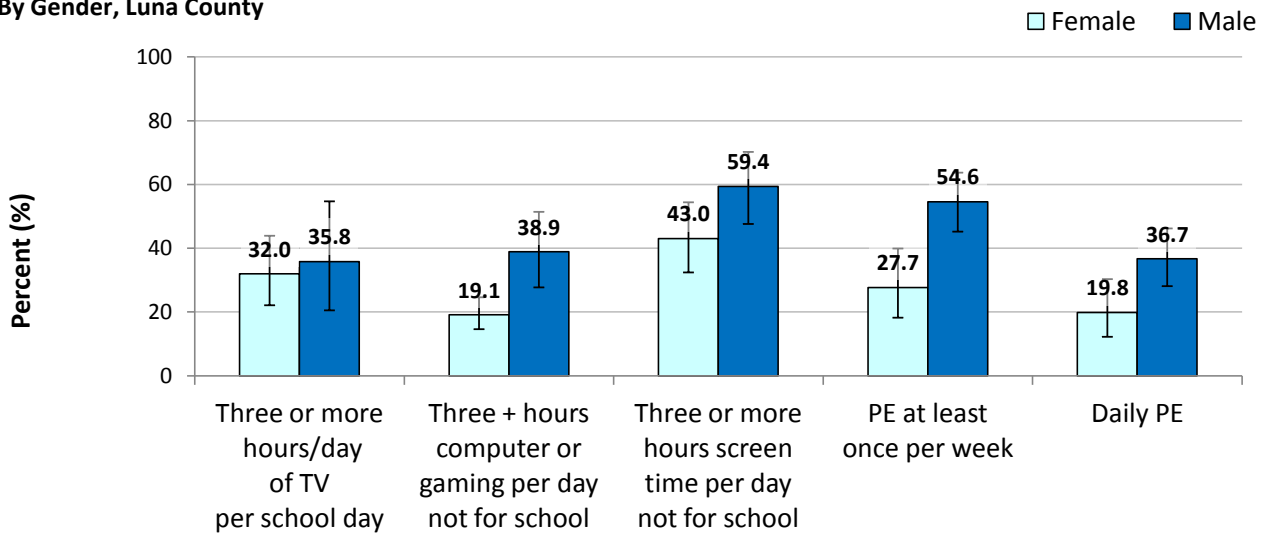
By Grade, Luna County



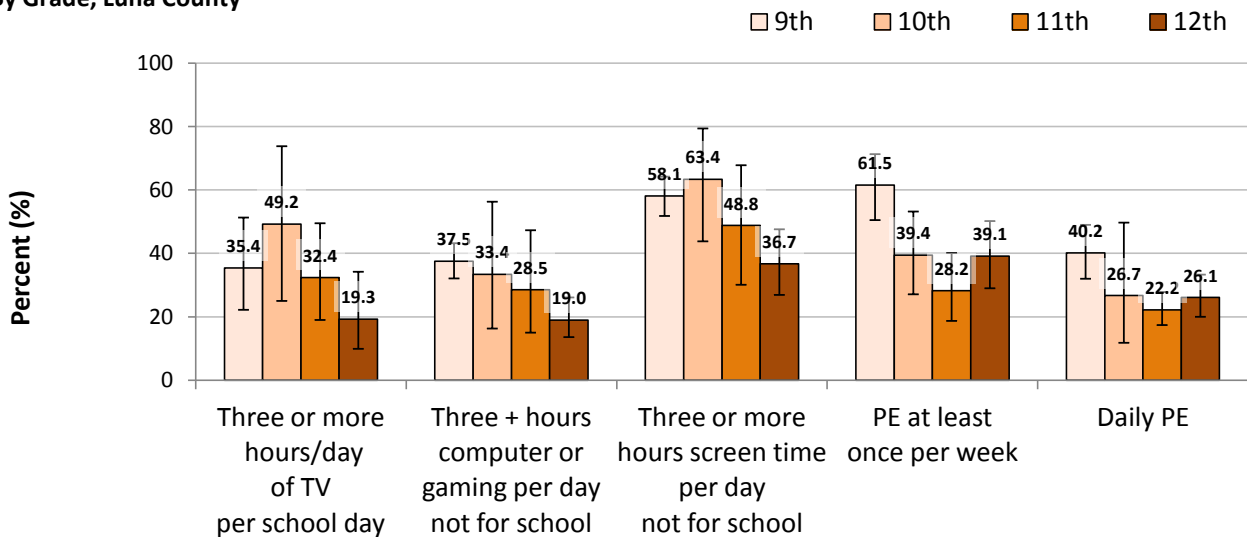
Physical Activity
New Mexico and Luna County
Grades 9-12, 2011



By Gender, Luna County

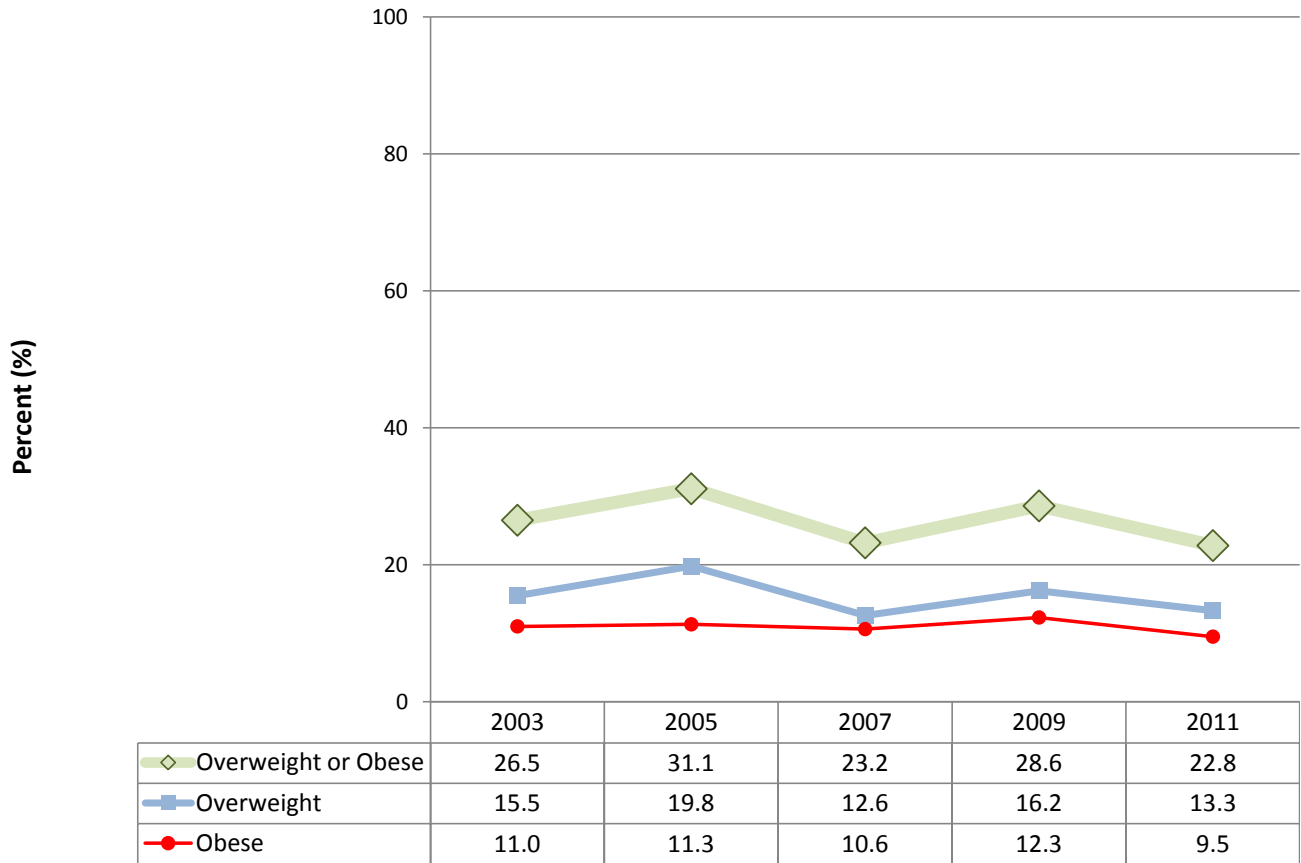


By Grade, Luna County

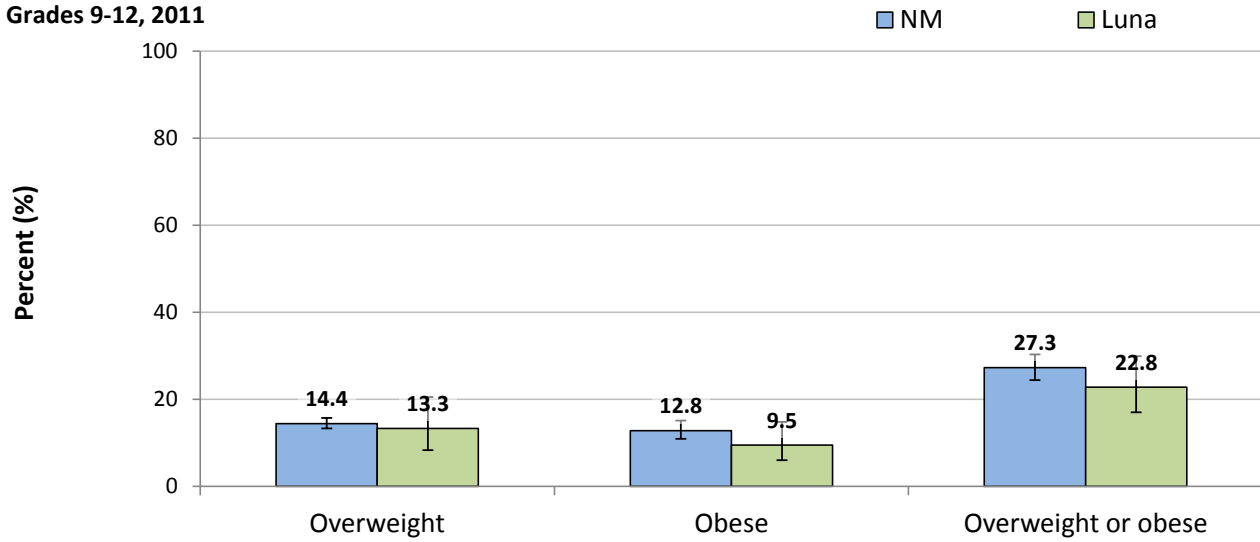


Body Weight

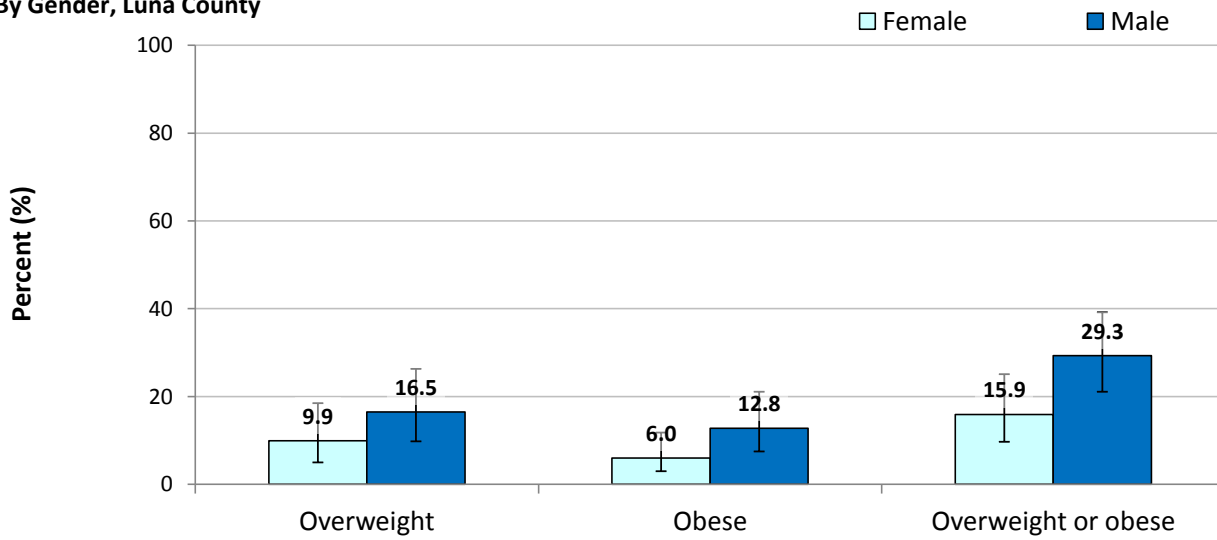
**Body Weight Indicators
 by Year, Luna County
 Grades 9-12, 2011**



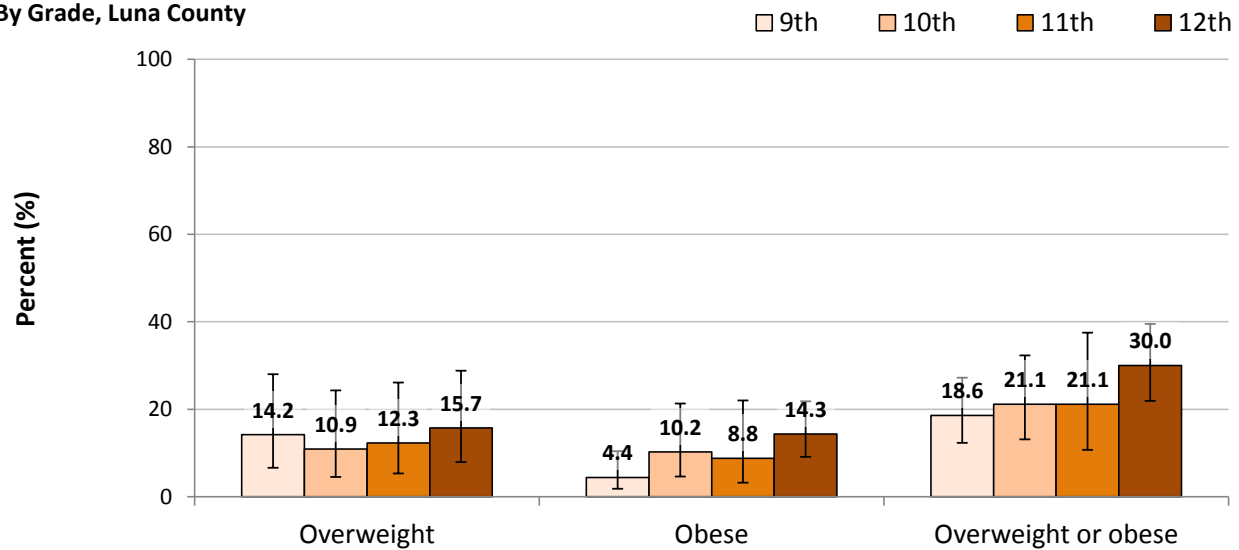
Body Weight
New Mexico and Luna County
Grades 9-12, 2011



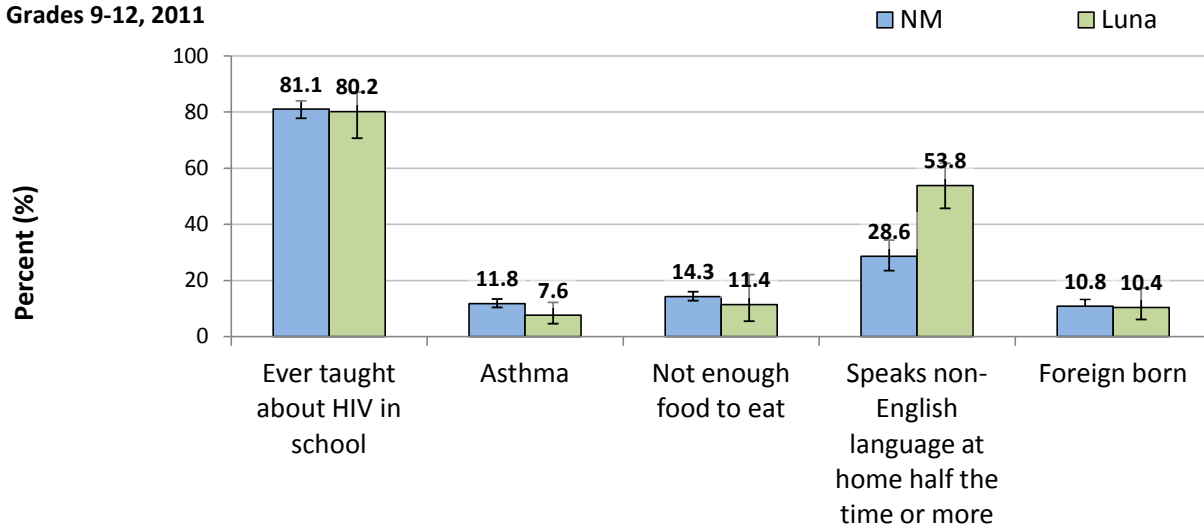
By Gender, Luna County



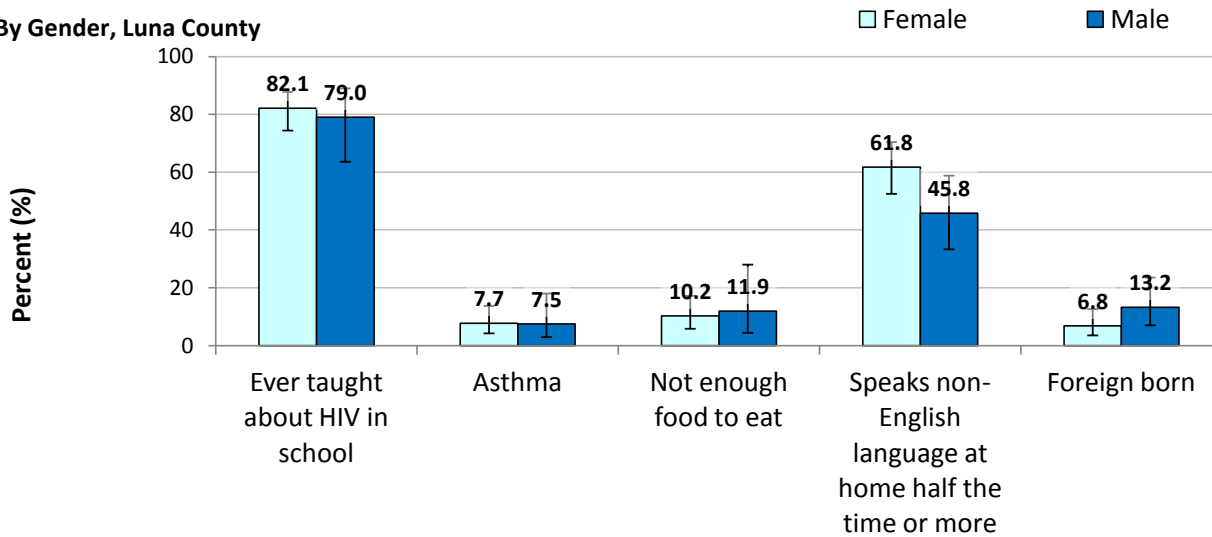
By Grade, Luna County



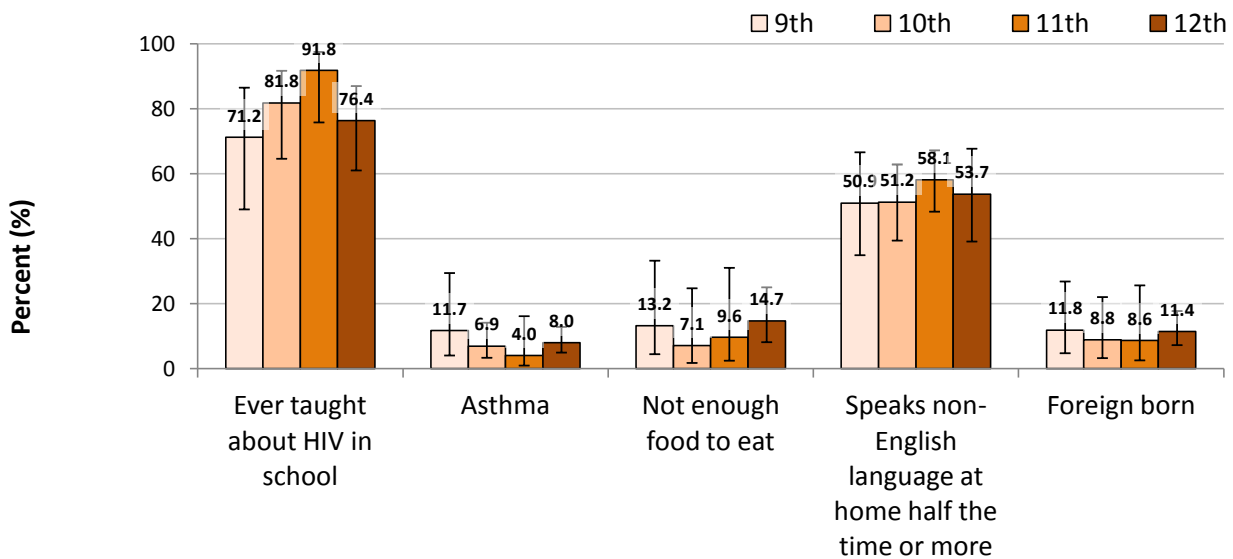
Other Behaviors and Characteristics
New Mexico and Luna County
Grades 9-12, 2011



By Gender, Luna County

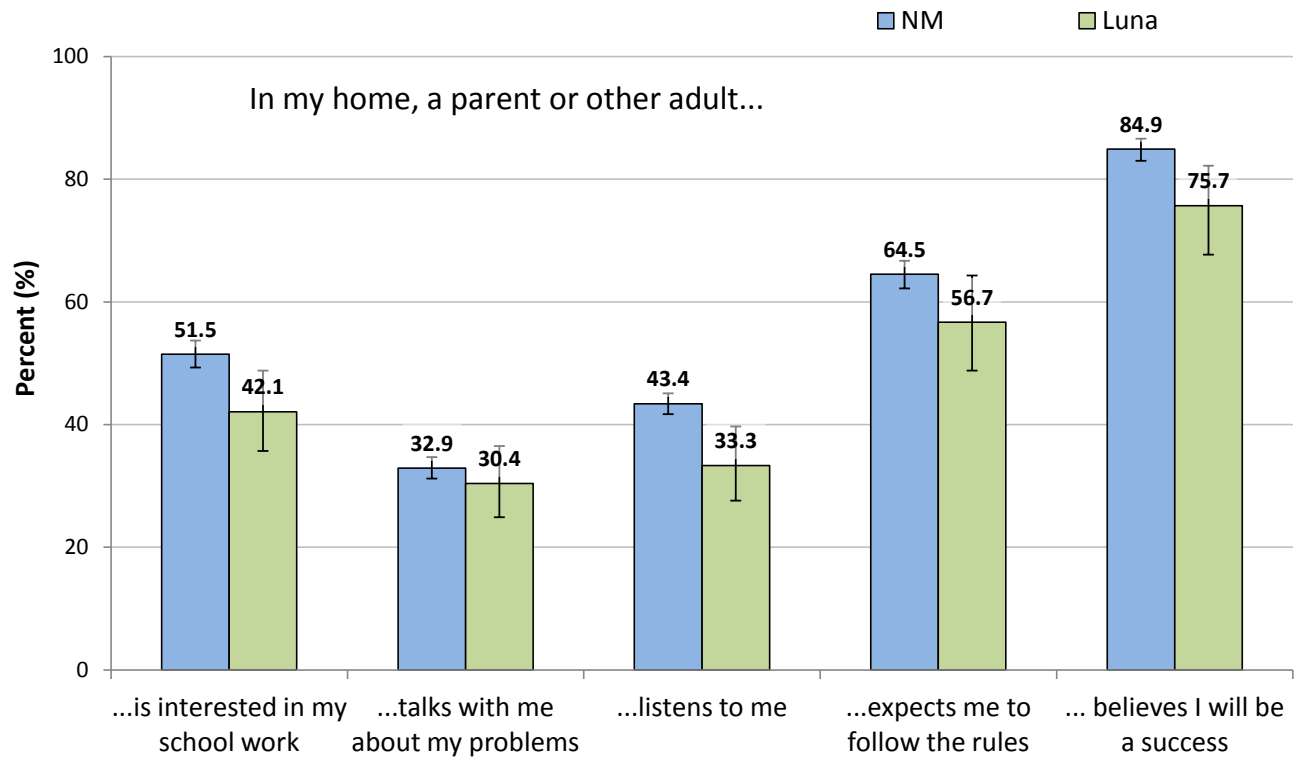


By Grade, Luna County

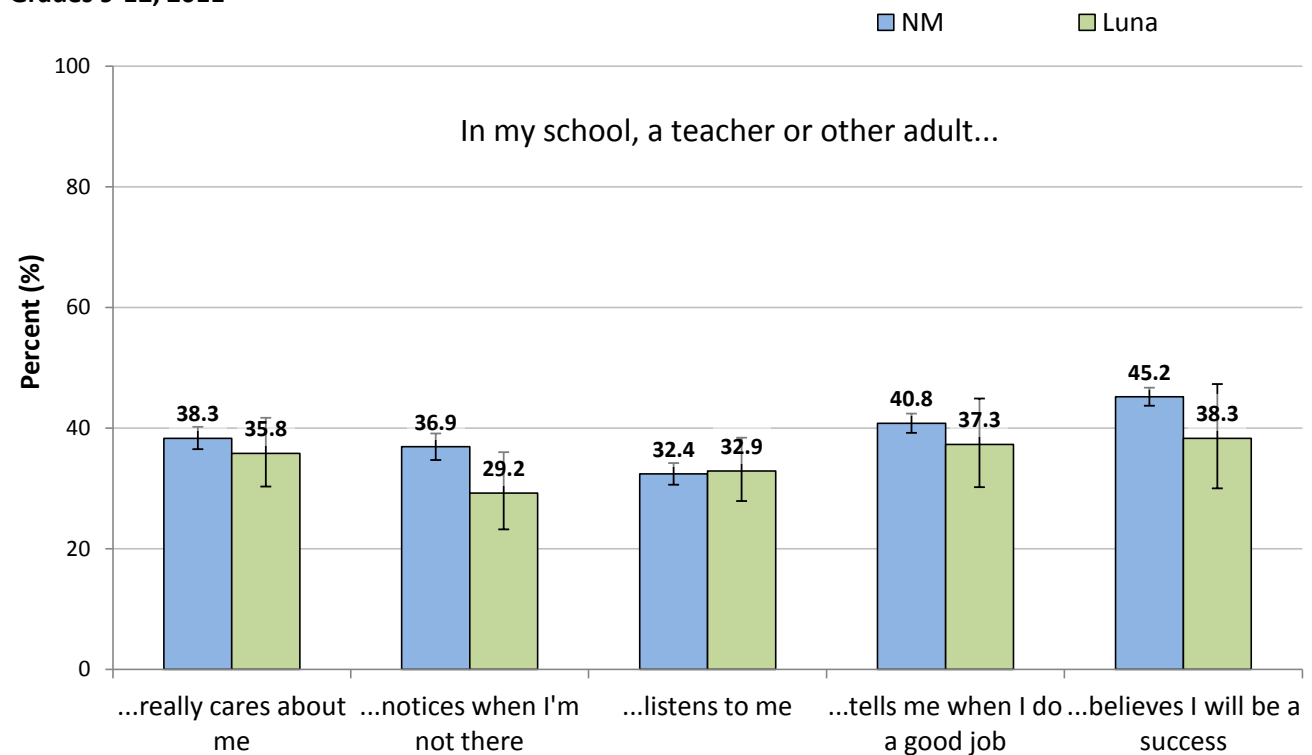


Resiliency/Protective Factors and Academic Measures

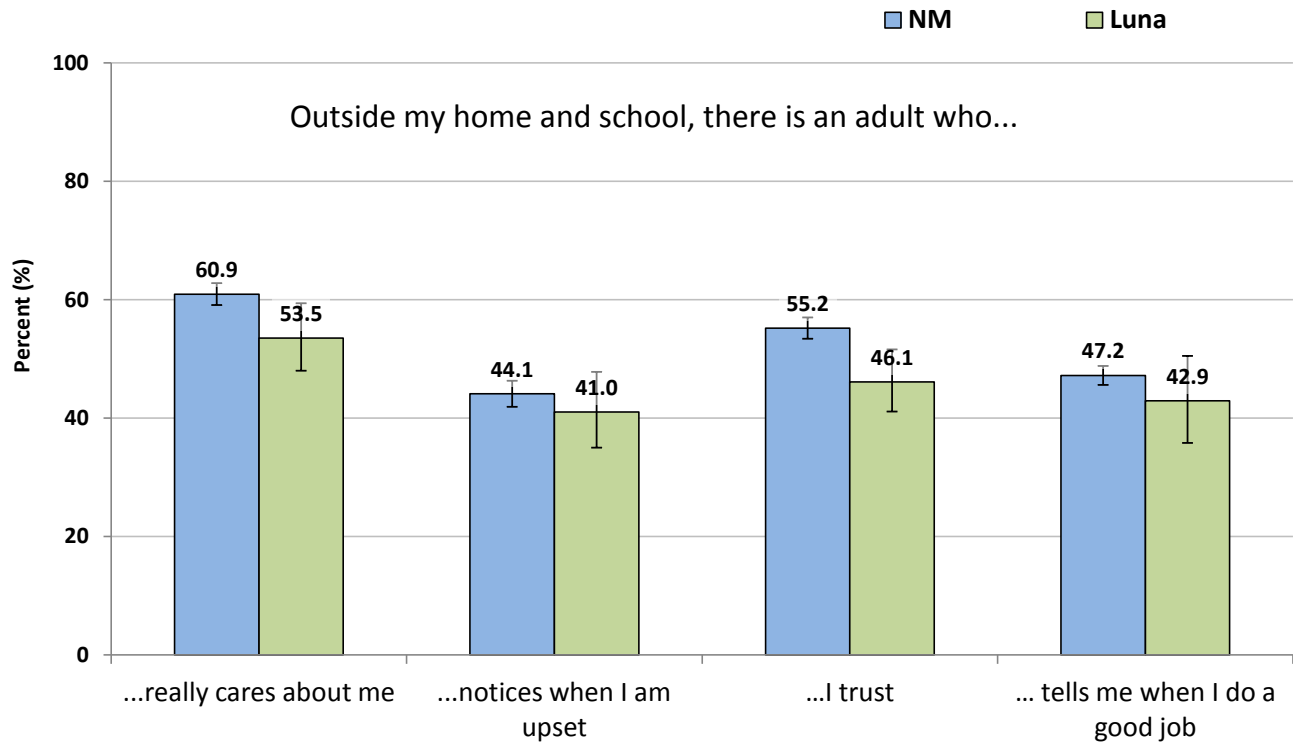
Caring Relationships and High Expectations in the Home
New Mexico and Luna County
Grades 9-12, 2011



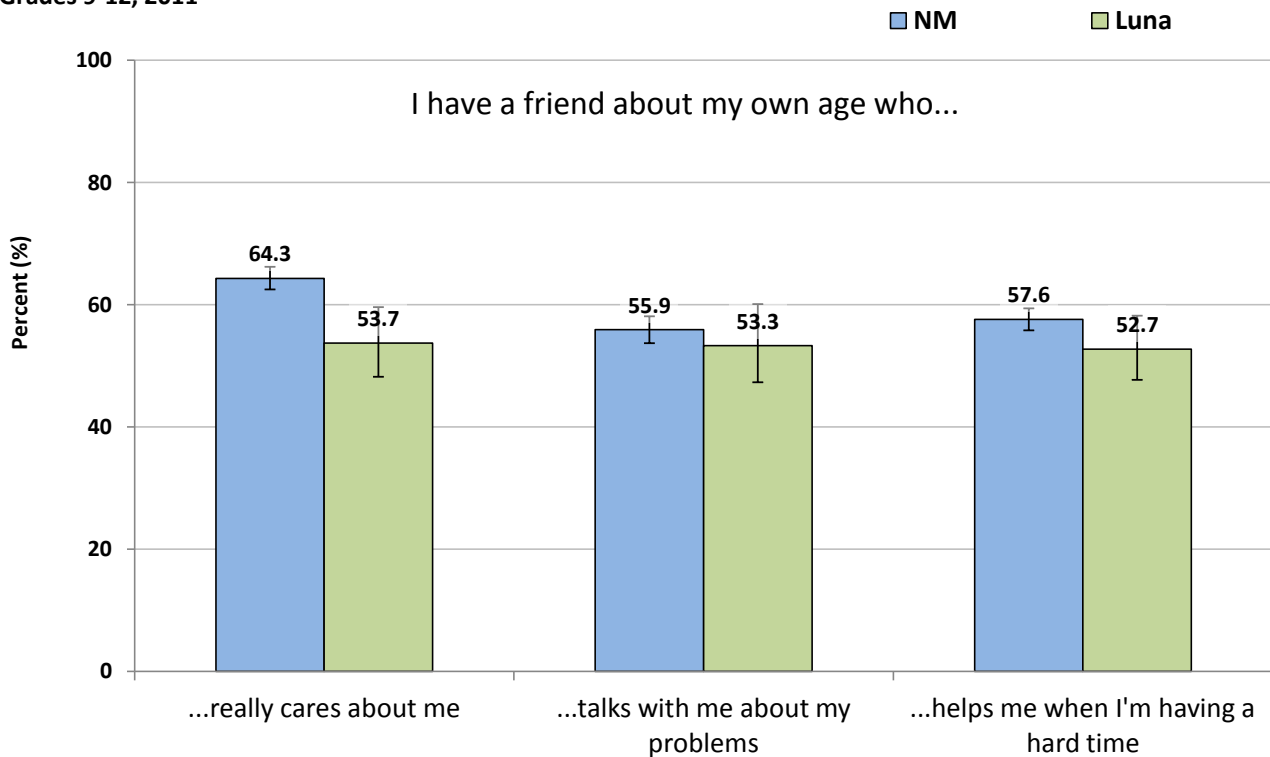
Caring Relationships and High Expectations in the School
Grades 9-12, 2011



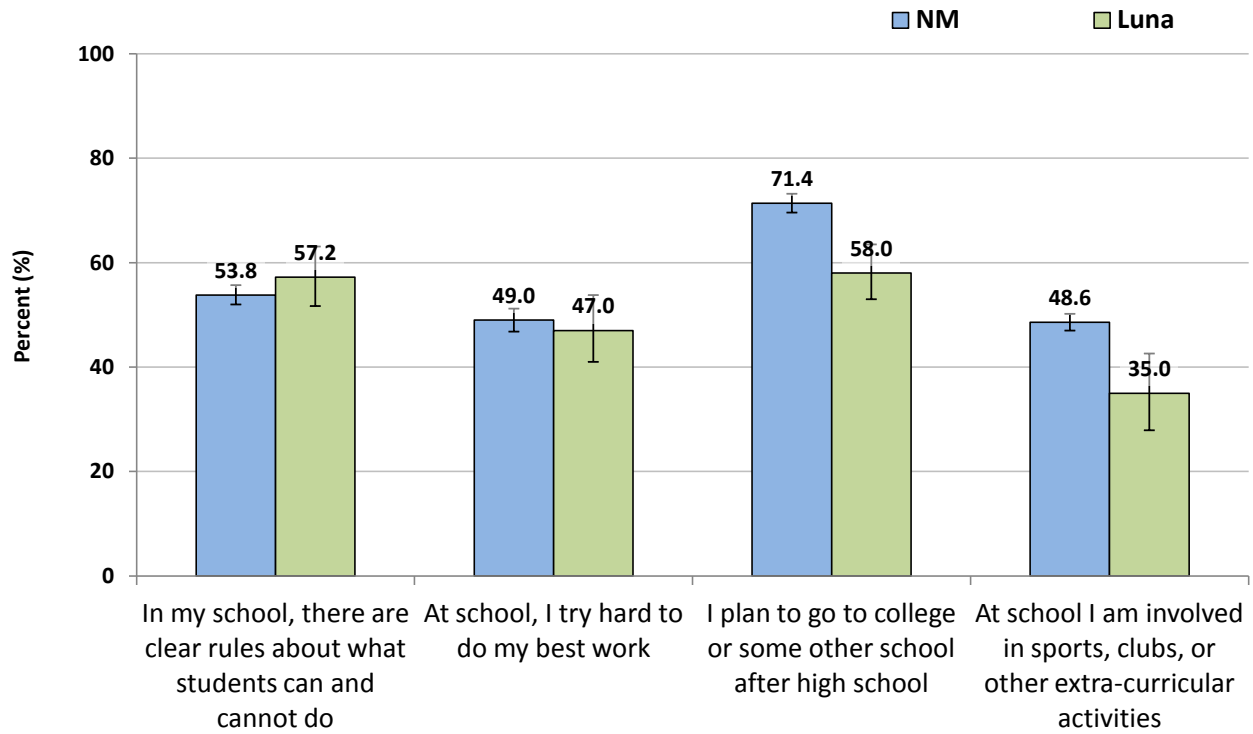
**Caring Relationships and High Expectations in the Community
Grades 9-12, 2011**



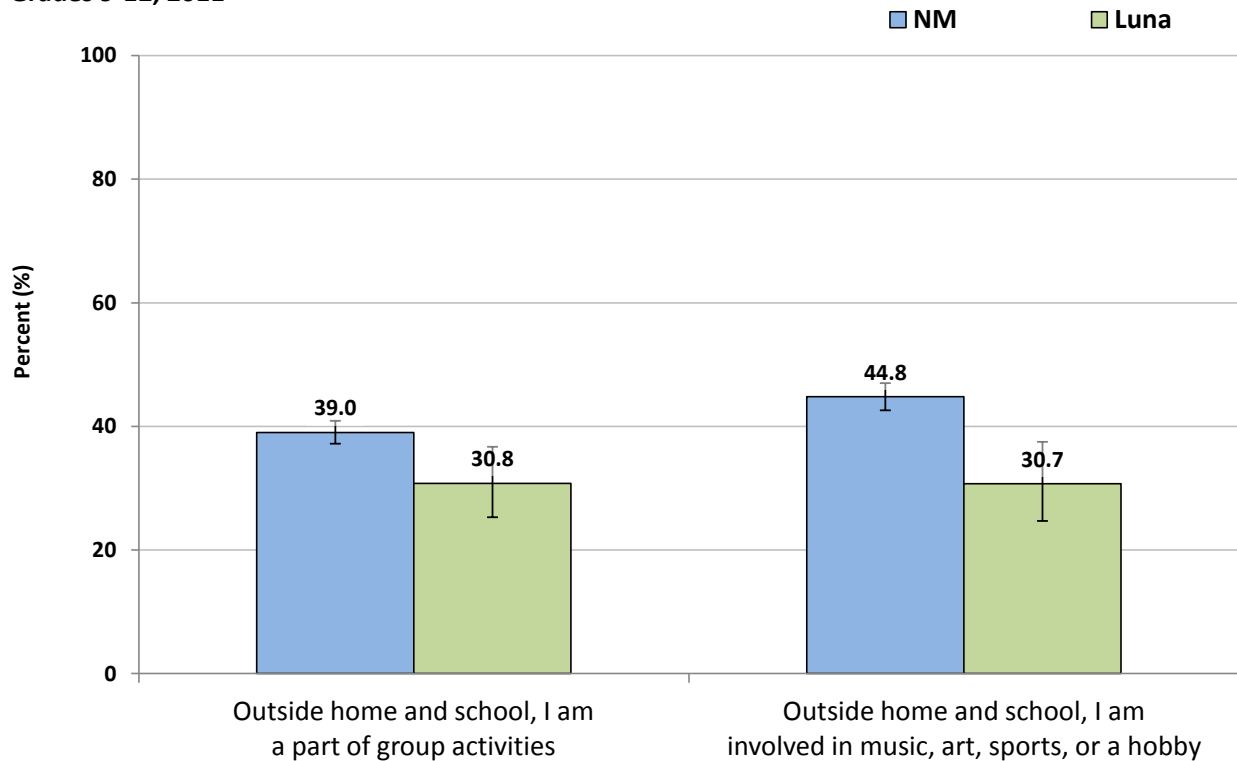
**Peer Relationships
New Mexico and Luna County
Grades 9-12, 2011**



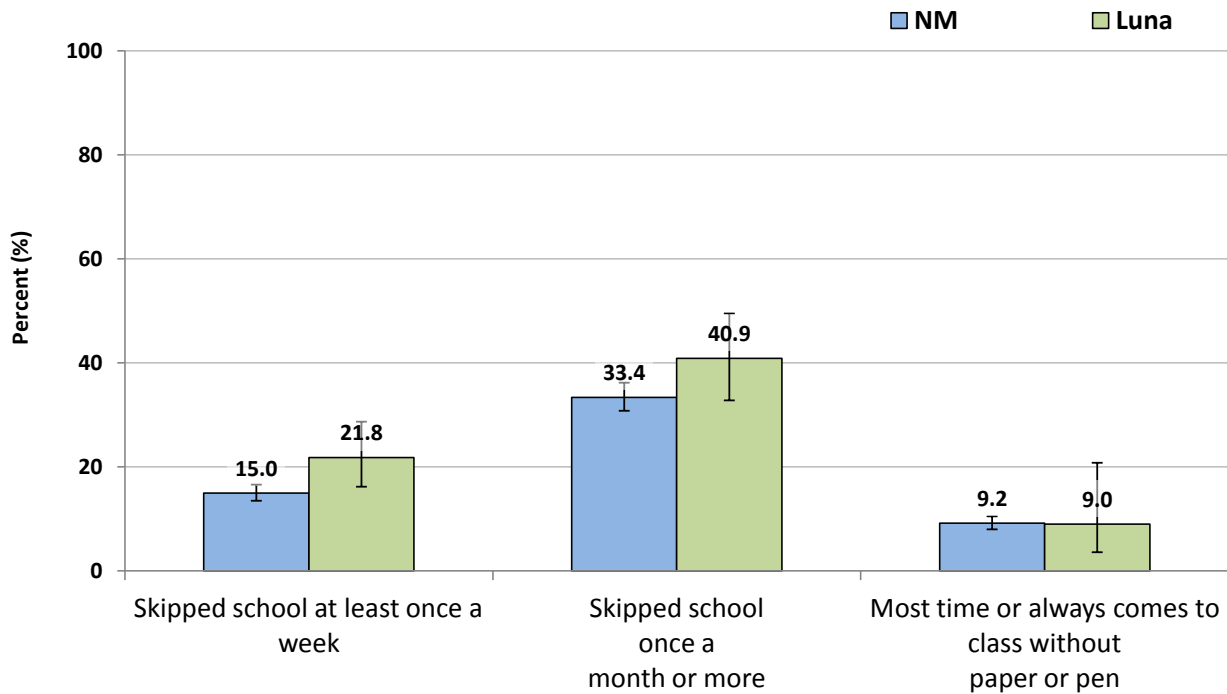
**Relationship to School and Education
 Grades 9-12, 2011**



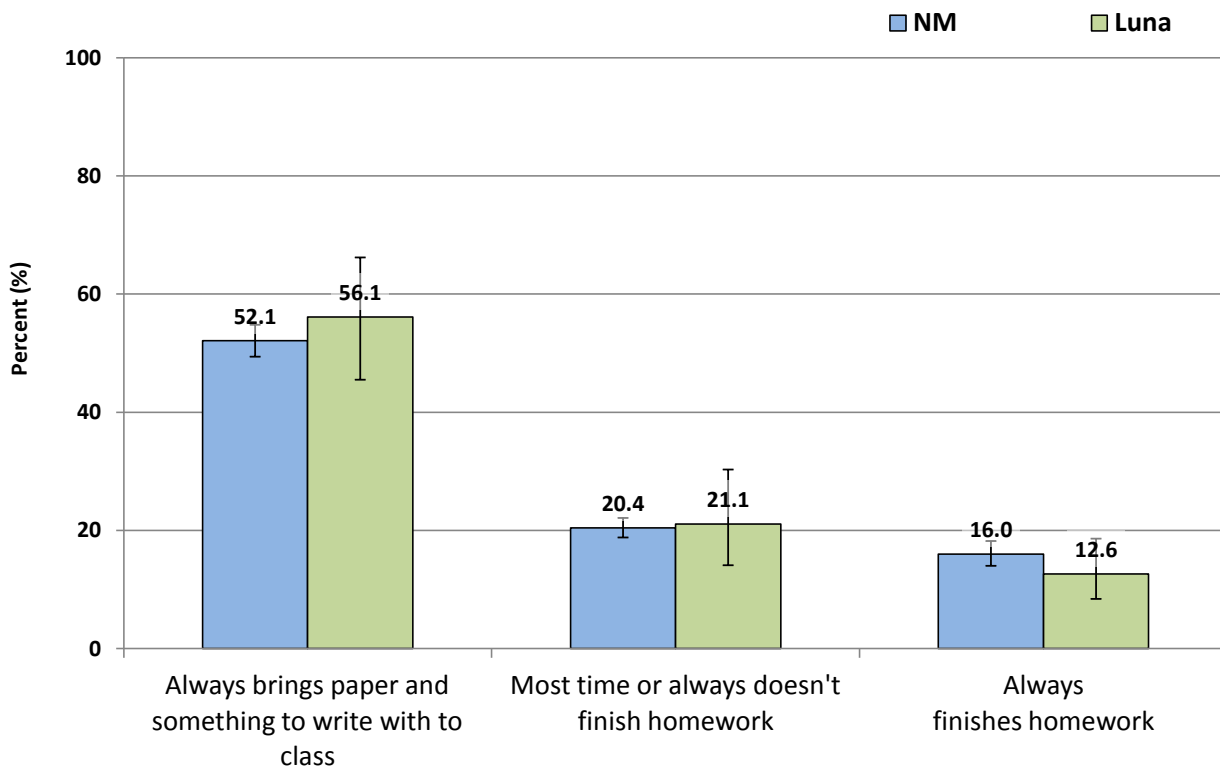
**Involvement in the Community
 Grades 9-12, 2011**



Academic Measures
New Mexico and Luna County
Grades 9-12, 2011

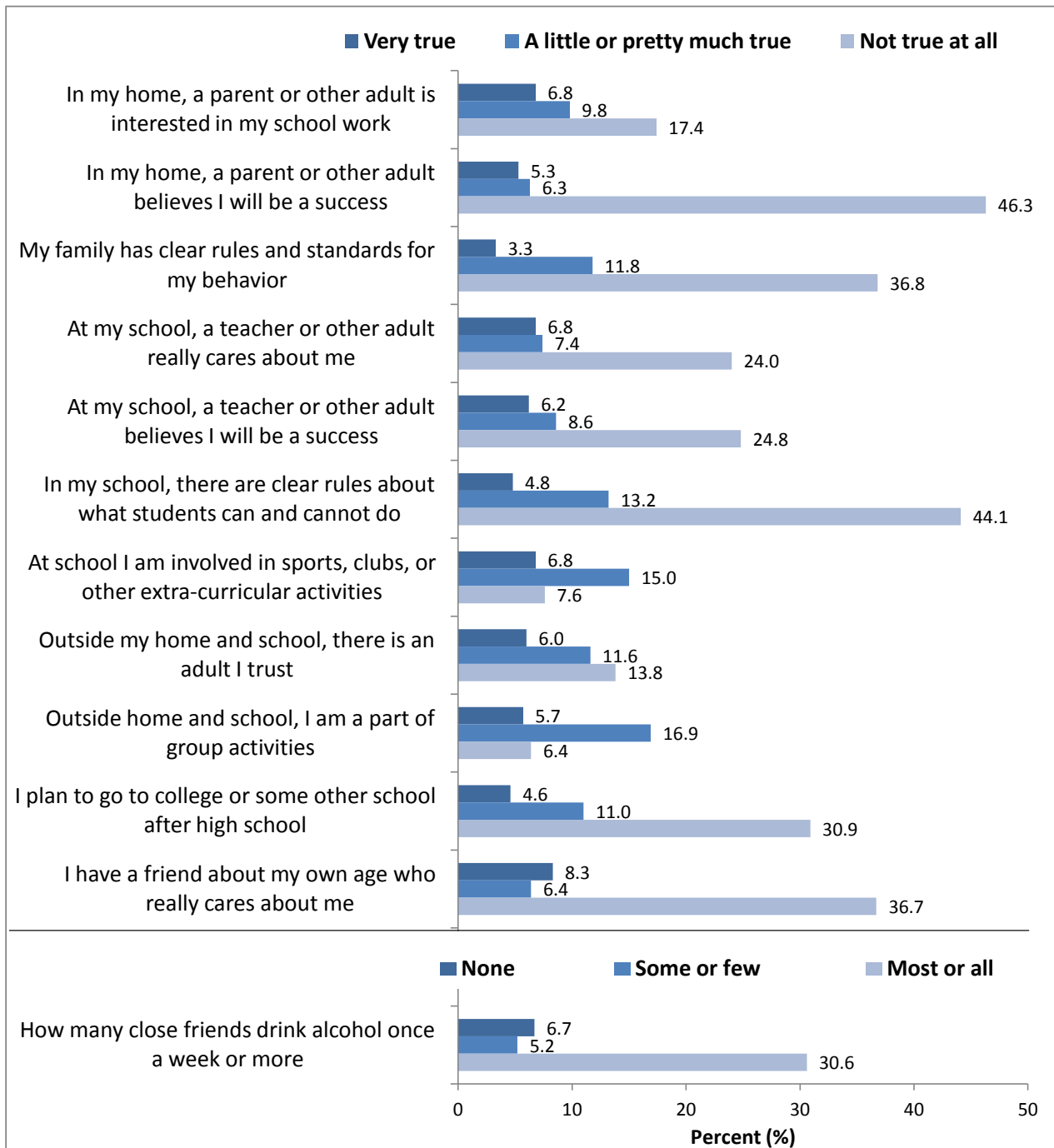


Academic Measures
New Mexico and Luna County
Grades 9-12, 2011



Relationship Between Selected Risk Behaviors and Resiliency/Protective Factors

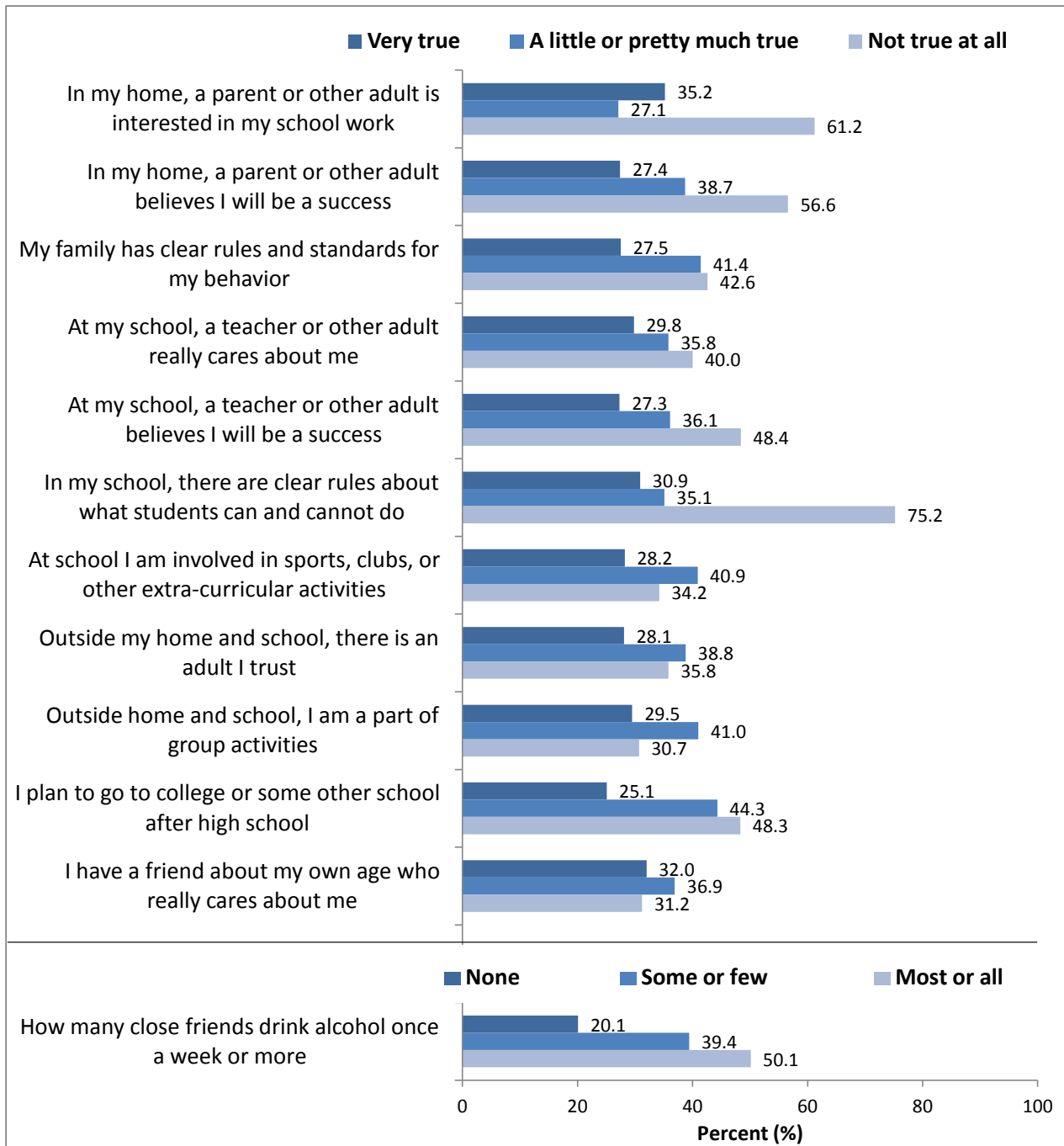
**Rarely or never wore a seatbelt
 by Selected Resiliency Factors
 Luna County
 Grades 9-12 2011**



How to read this chart:

- Of those who said it was 'Very much true' that a parent or other adult was interested in their school work, 6.8% rarely or never wore a seatbelt.
- Of those who said it was 'A little or pretty much true' that a parent or other adult was interested in their school work, 9.8% rarely or never wore a seatbelt.
- Of those who said it was 'Not true at all' that a parent or other adult was interested in their school work, 17.4% rarely or never wore a seatbelt.

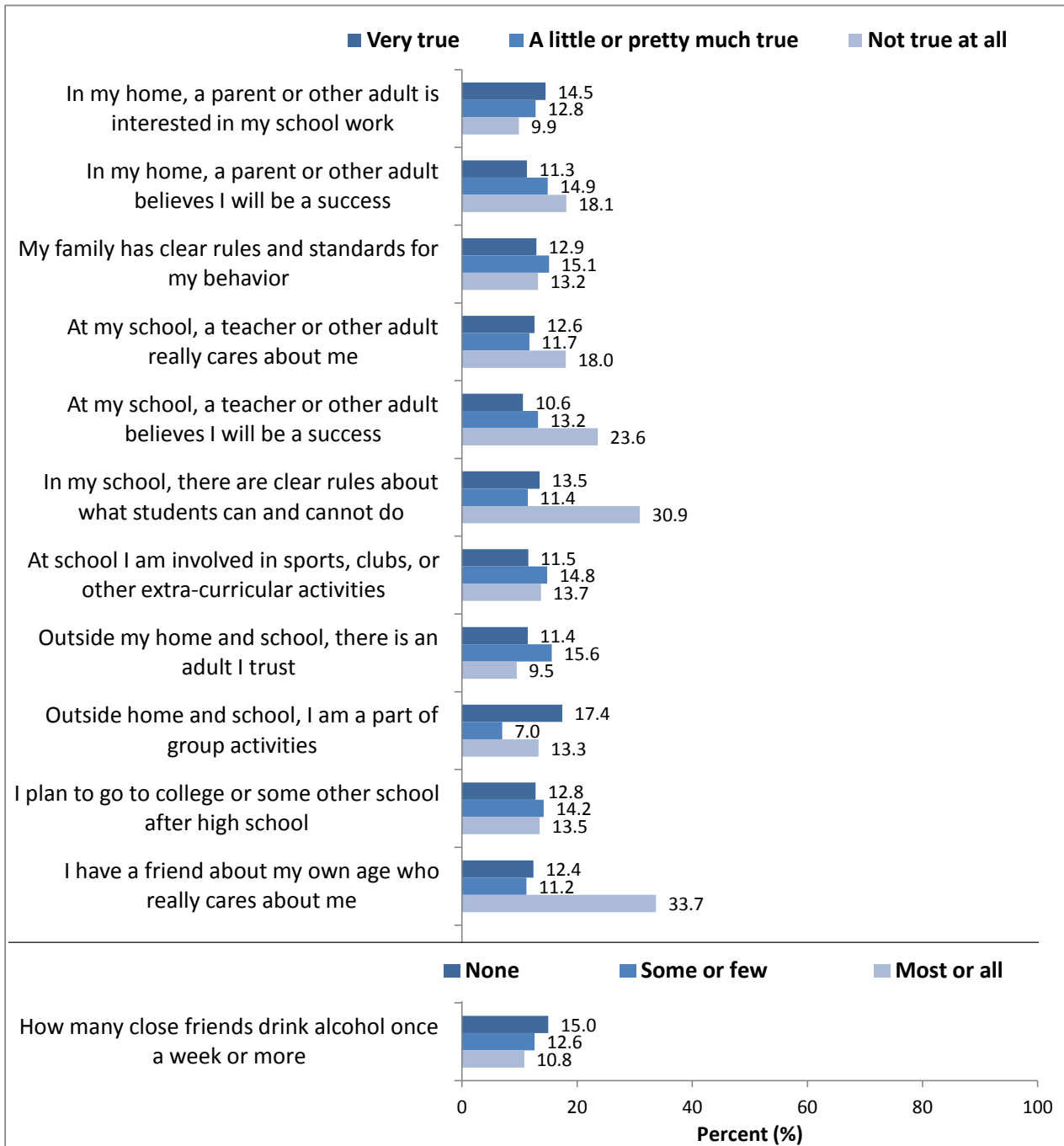
**Was in a fight
by Selected Resiliency Factors
Luna County
Grades 9-12 2011**



How to read this chart:

- Of those who said it was 'Very much true' that a parent or other adult was interested in their school work, 35.2% were in a physical fight.
- Of those who said it was 'A little or pretty much true' that a parent or other adult was interested in their school work, 27.1% were in a physical fight.
- Of those who said it was 'Not true at all' that a parent or other adult was interested in their school work, 61.2% were in a physical fight.

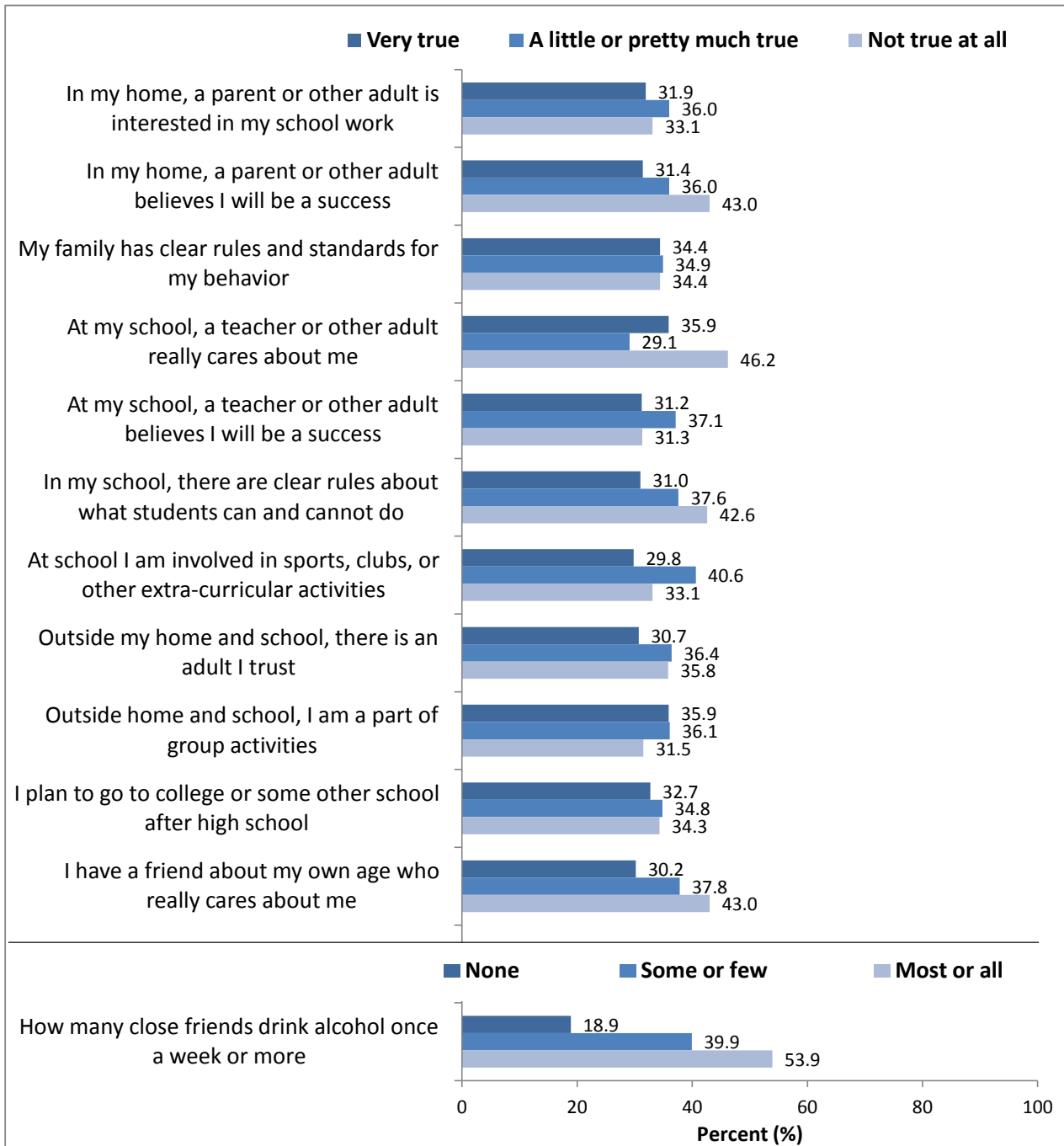
**Bullied on school property
by Selected Resiliency Factors
Luna County
Grades 9-12 2011**



How to read this chart:

- Of those who said it was 'Very much true' that a parent or other adult was interested in their school work, 14.5% were bullied on school property.
- Of those who said it was 'A little or pretty much true' that a parent or other adult was interested in their school work, 12.8% were bullied on school property.
- Of those who said it was 'Not true at all' that a parent or other adult was interested in their school work, 9.9% were bullied on school property.

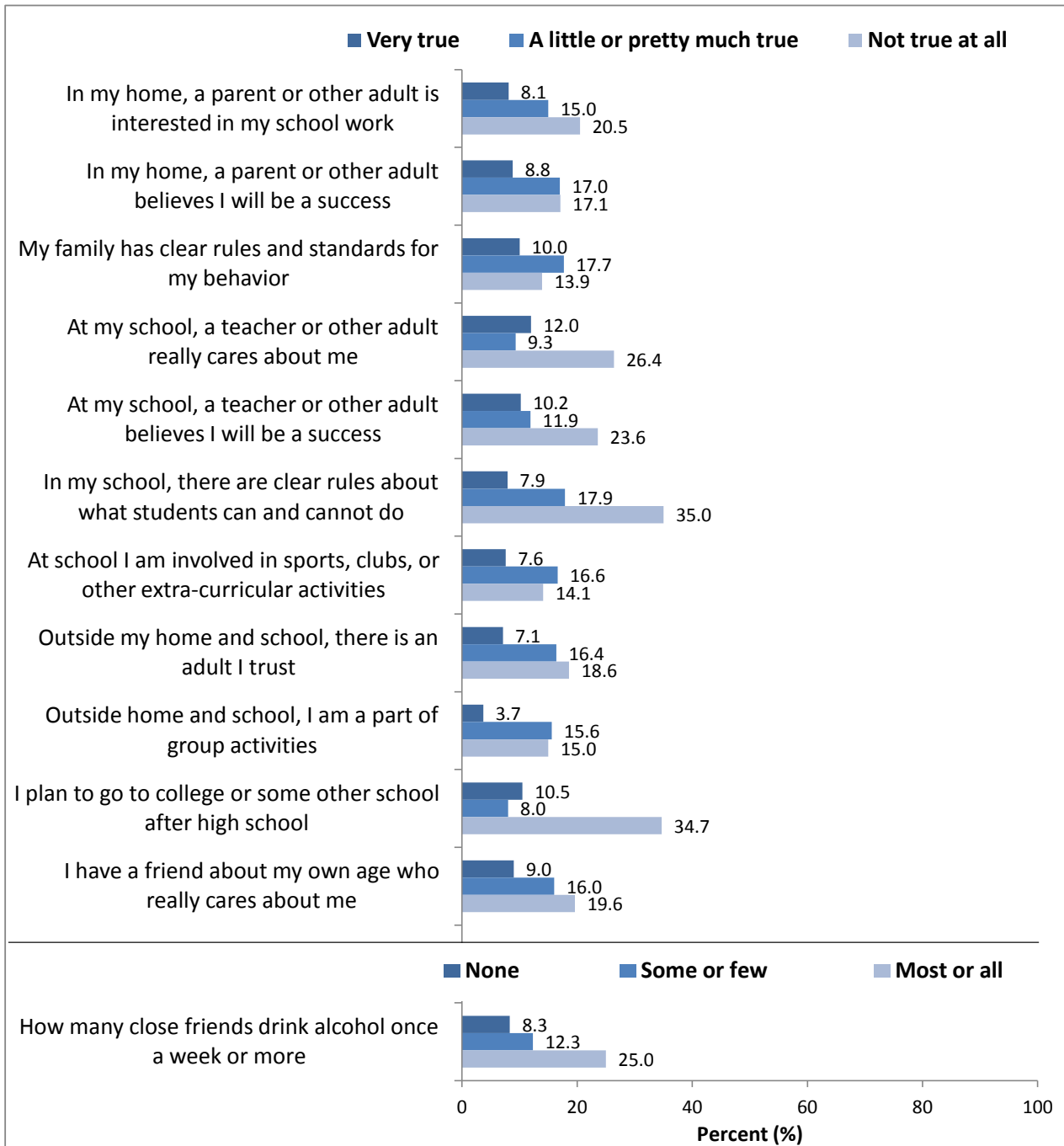
**Felt persistent sadness or hopelessness
by Selected Resiliency Factors**
Luna County
Grades 9-12 2011



How to read this chart:

- Of those who said it was 'Very much true' that a parent or other adult was interested in their school work, 31.9% felt sadness or hopelessness.
- Of those who said it was 'A little or pretty much true' that a parent or other adult was interested in their school work, 36% felt sadness or hopelessness.
- Of those who said it was 'Not true at all' that a parent or other adult was interested in their school work, 33.1% felt sadness or hopelessness.

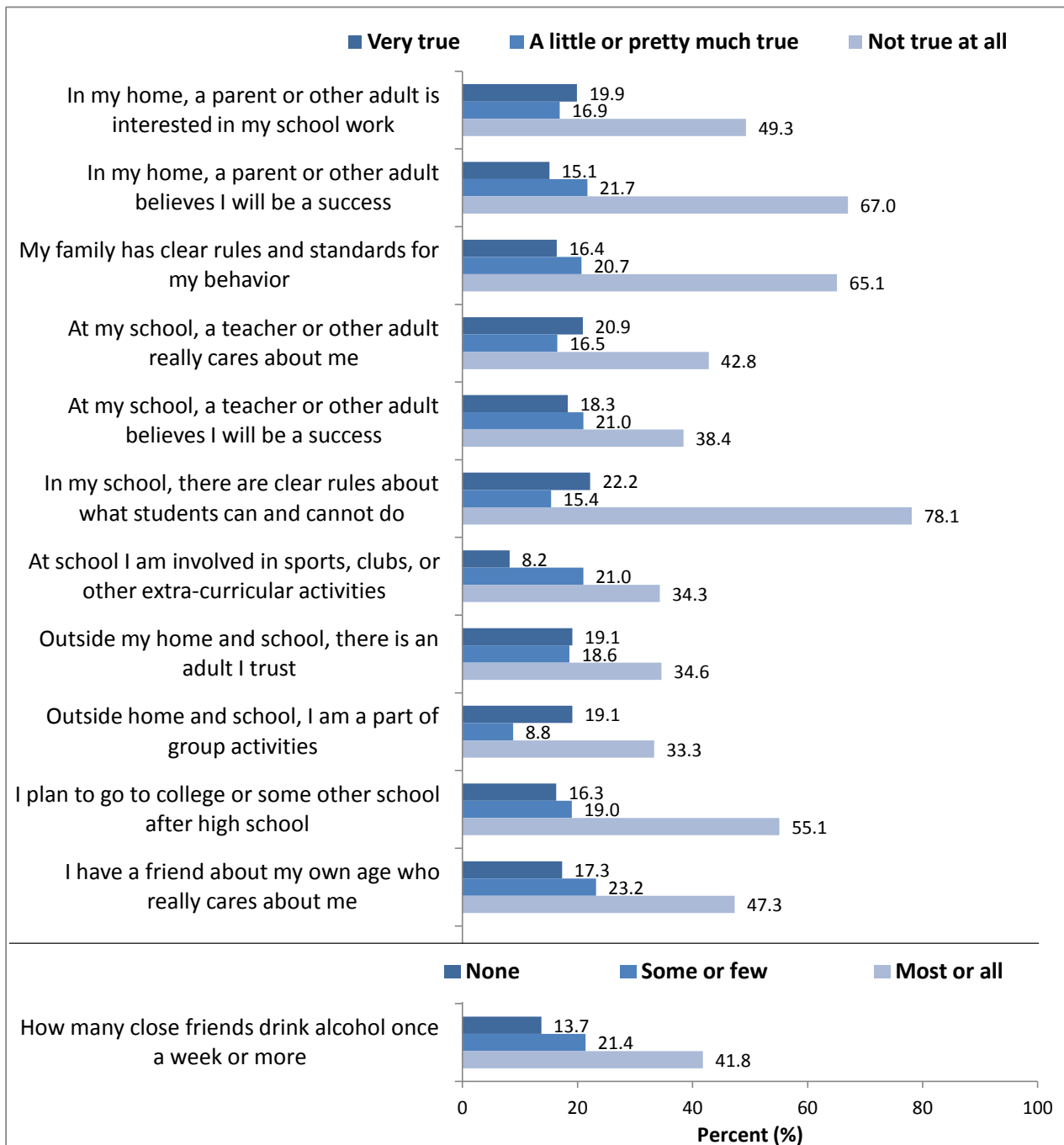
**Attempted suicide
by Selected Resiliency Factors
Luna County
Grades 9-12 2011**



How to read this chart:

- Of those who said it was 'Very much true' that a parent or other adult was interested in their school work, 8.1% attempted suicide.
- Of those who said it was 'A little or pretty much true' that a parent or other adult was interested in their school work, 15% attempted suicide.
- Of those who said it was 'Not true at all' that a parent or other adult was interested in their school work, 20.5% attempted suicide.

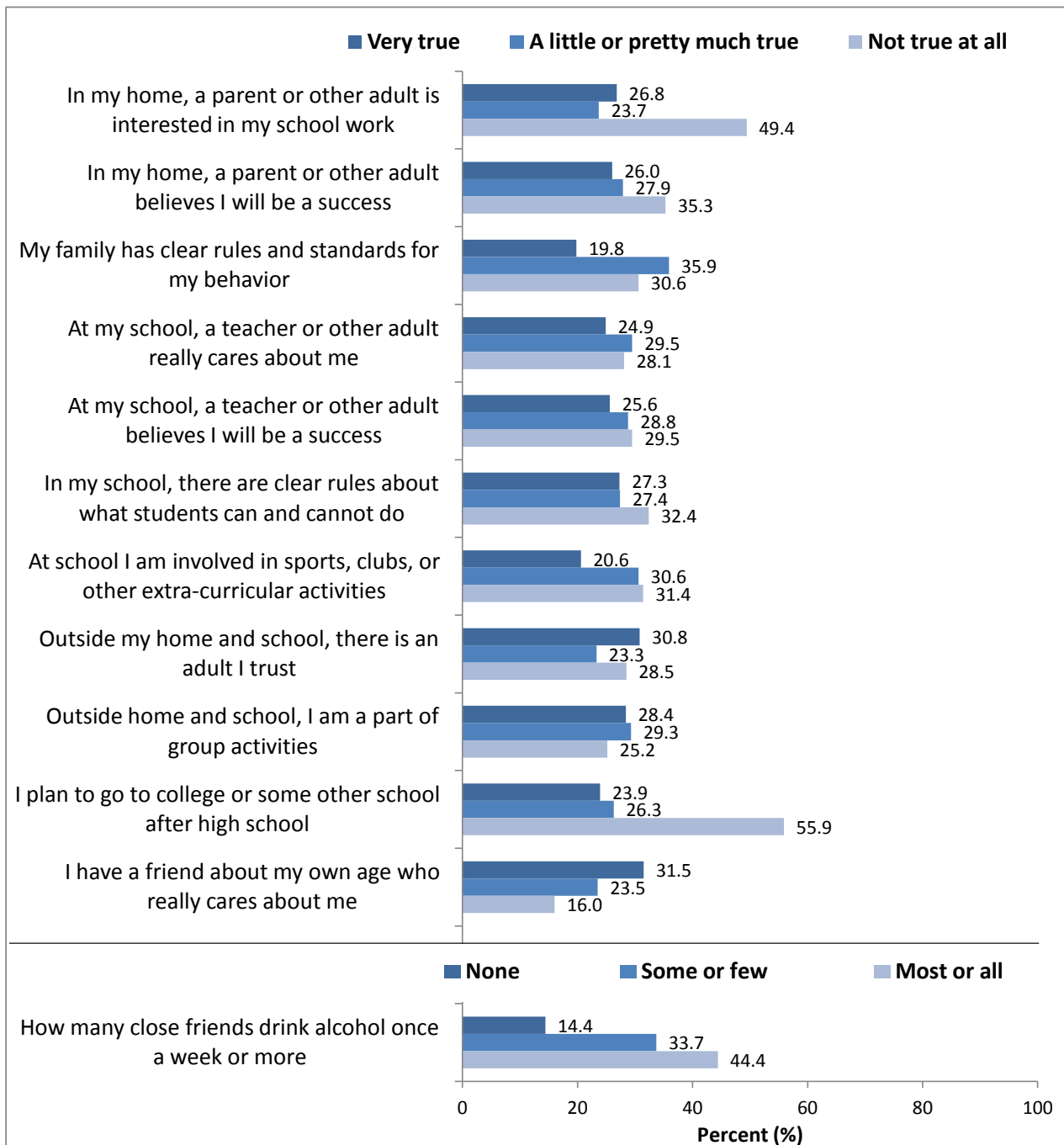
**Current cigarettesmoking
by Selected Resiliency Factors
Luna County
Grades 9-12 2011**



How to read this chart:

- Of those who said it was 'Very much true' that a parent or other adult was interested in their school work, 19.9% were current cigarette smokers.
- Of those who said it was 'A little or pretty much true' that a parent or other adult was interested in their school work, 16.9% were current cigarette smokers.
- Of those who said it was 'Not true at all' that a parent or other adult was interested in their school work, 49.3% were current cigarette smokers.

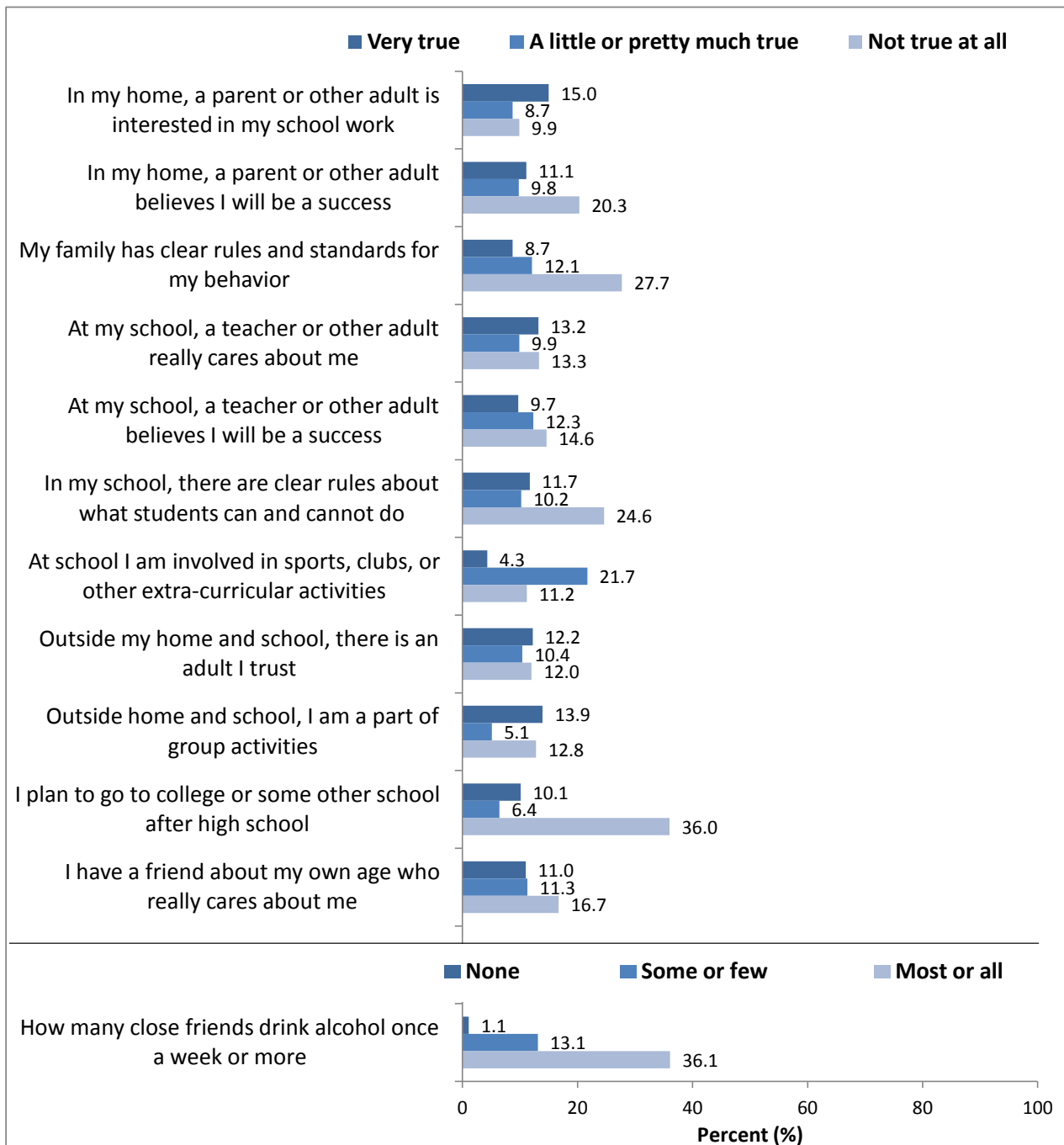
**Binge drinker
by Selected Resiliency Factors
Luna County
Grades 9-12 2011**



How to read this chart:

- Of those who said it was 'Very much true' that a parent or other adult was interested in their school work, 26.8% were binge drinkers.
- Of those who said it was 'A little or pretty much true' that a parent or other adult was interested in their school work, 23.7% were binge drinkers.
- Of those who said it was 'Not true at all' that a parent or other adult was interested in their school work, 49.4% were binge drinkers.

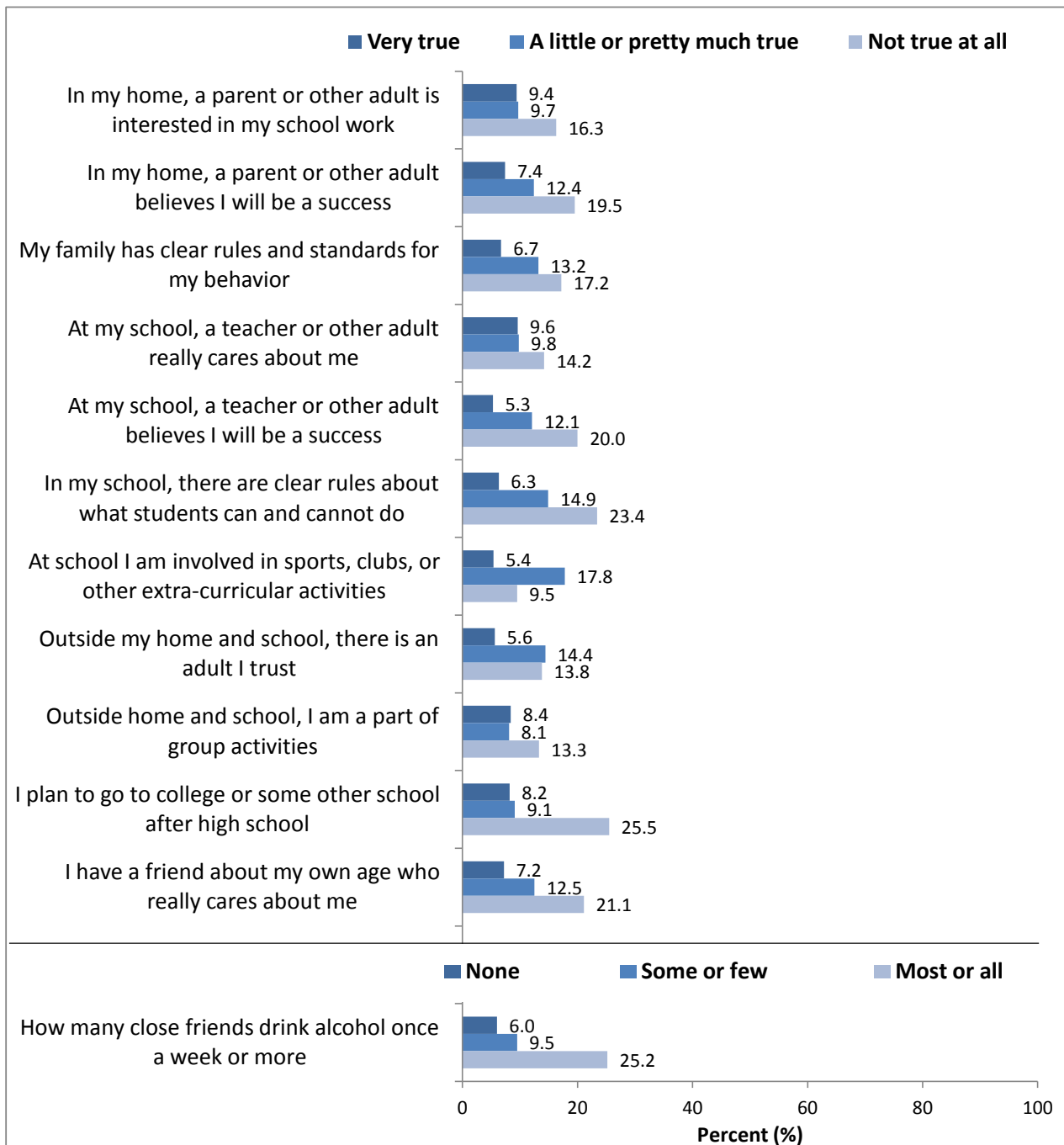
Drinking and driving
by Selected Resiliency Factors
 Luna County
 Grades 9-12 2011



How to read this chart:

- Of those who said it was 'Very much true' that a parent or other adult was interested in their school work, 15% drove when they had been drinking.
- Of those who said it was 'A little or pretty much true' that a parent or other adult was interested in their school work, 8.7% drove when they had been drinking.
- Of those who said it was 'Not true at all' that a parent or other adult was interested in their school work, 9.9% drove when they had been drinking.

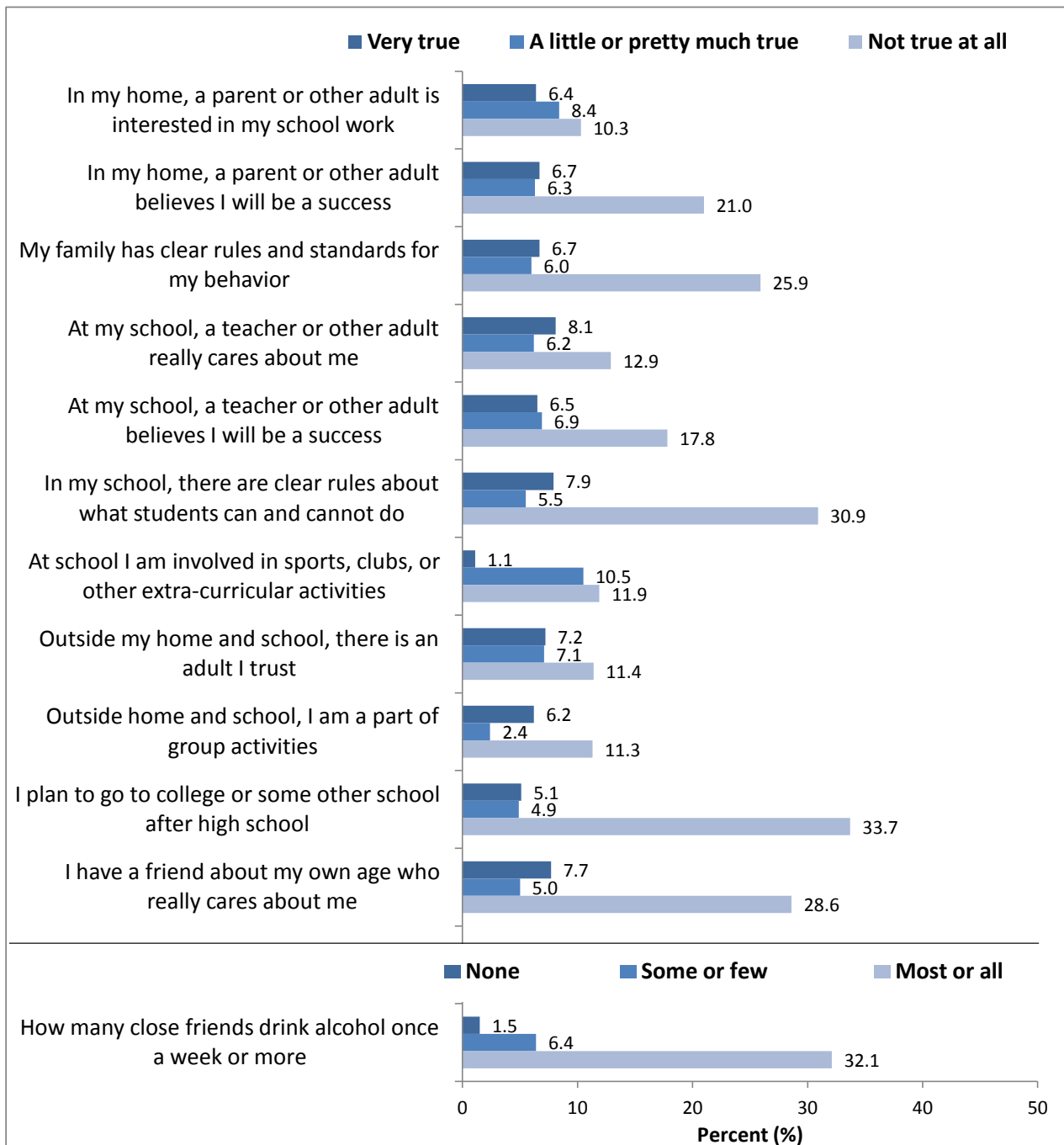
**Used painkillers to get high in the past 30 days
by Selected Resiliency Factors
Luna County
Grades 9-12 2011**



How to read this chart:

- Of those who said it was 'Very much true' that a parent or other adult was interested in their school work, 9.4% used painkillers to get high.
- Of those who said it was 'A little or pretty much true' that a parent or other adult was interested in their school work, 9.7% used painkillers to get high.
- Of those who said it was 'Not true at all' that a parent or other adult was interested in their school work, 16.3% used painkillers to get high.

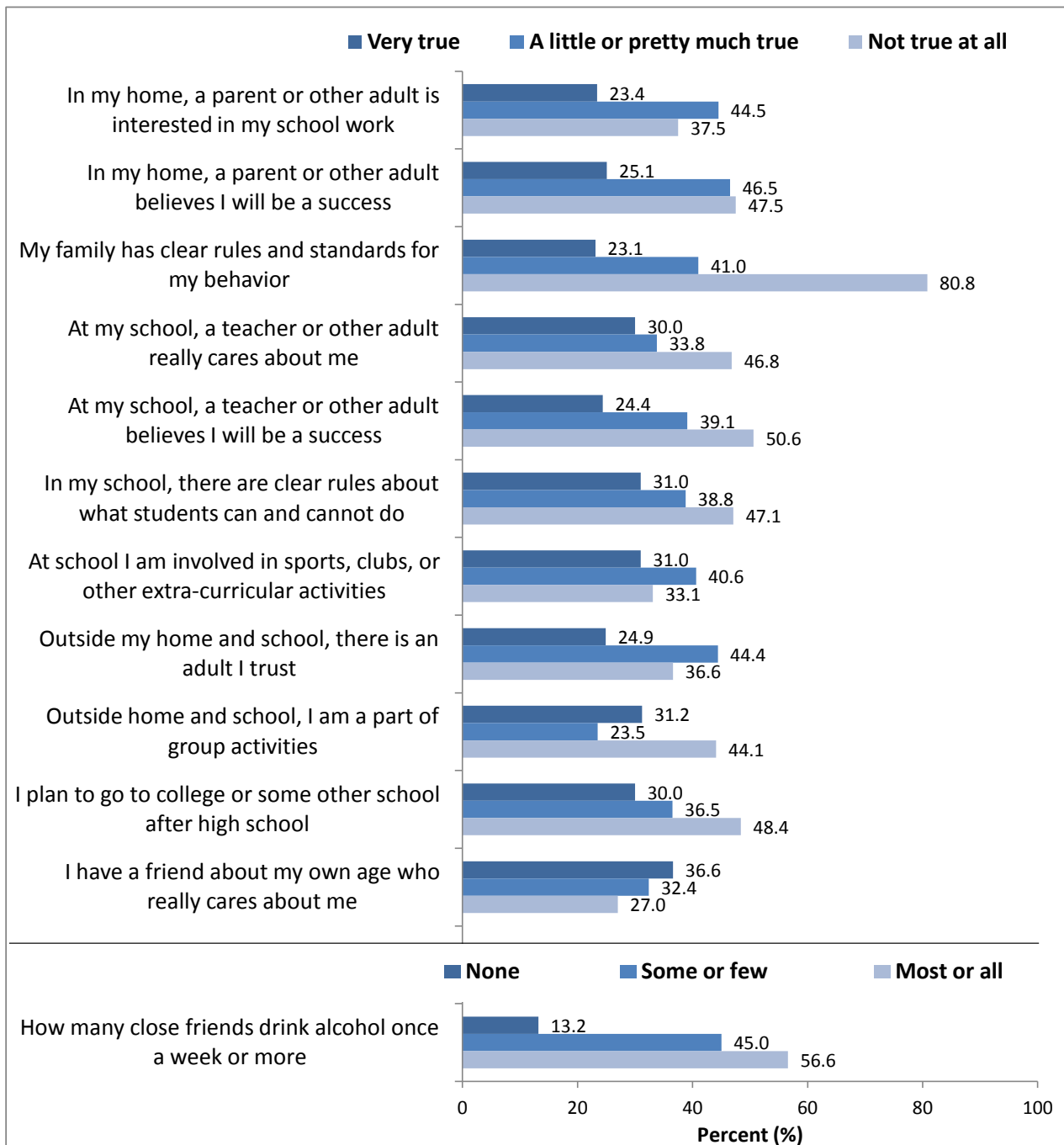
**Used cocaine in the past 30 days
by Selected Resiliency Factors
Luna County
Grades 9-12 2011**



How to read this chart:

- Of those who said it was 'Very much true' that a parent or other adult was interested in their school work, 6.4% used cocaine.
- Of those who said it was 'A little or pretty much true' that a parent or other adult was interested in their school work, 8.4% used cocaine.
- Of those who said it was 'Not true at all' that a parent or other adult was interested in their school work, 10.3% used cocaine.

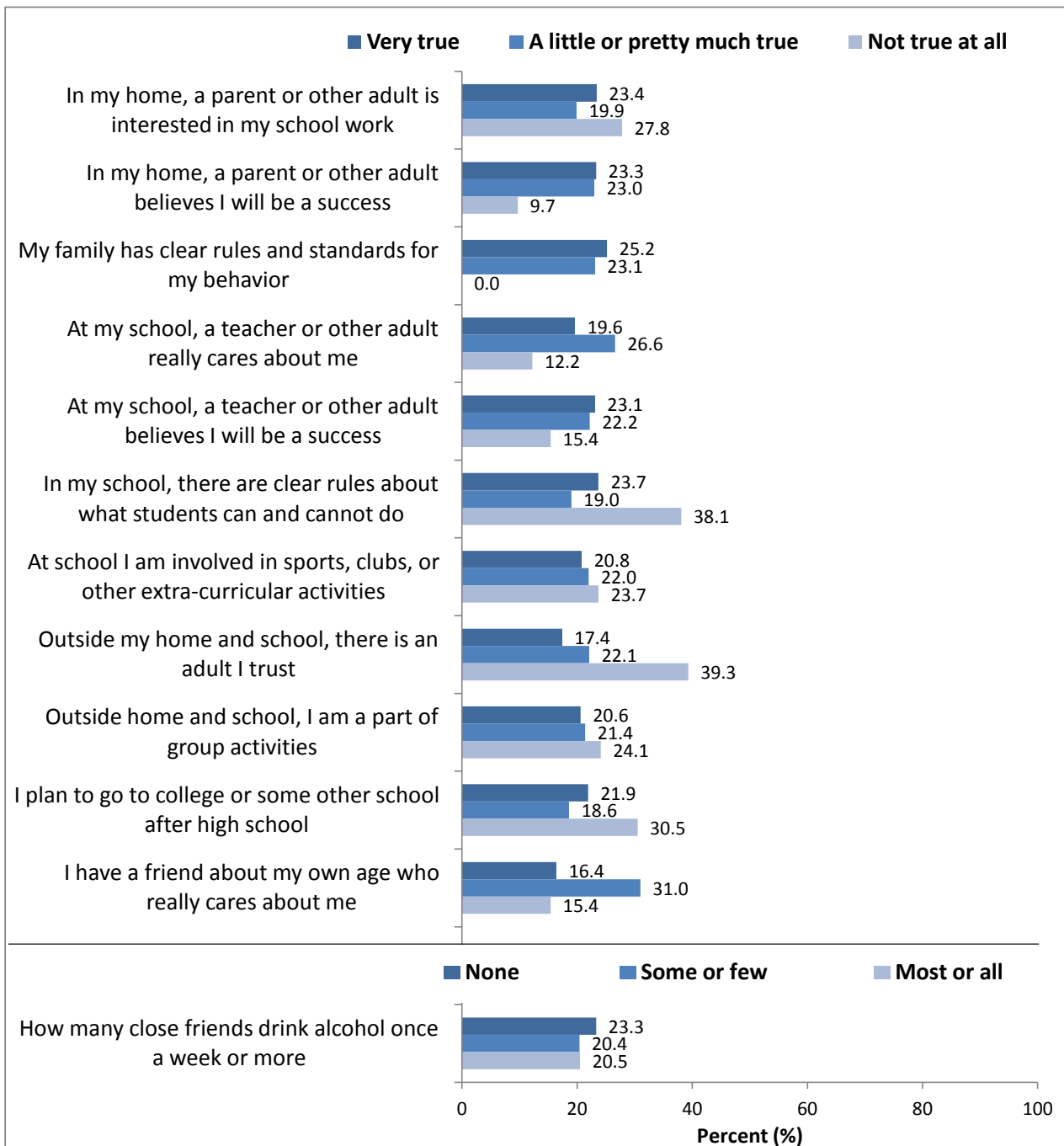
**Sexually active
by Selected Resiliency Factors
Luna County
Grades 9-12 2011**



How to read this chart:

- Of those who said it was 'Very much true' that a parent or other adult was interested in their school work, 23.4% were sexually active.
- Of those who said it was 'A little or pretty much true' that a parent or other adult was interested in their school work, 44.5% were sexually active.
- Of those who said it was 'Not true at all' that a parent or other adult was interested in their school work, 37.5% were sexually active.

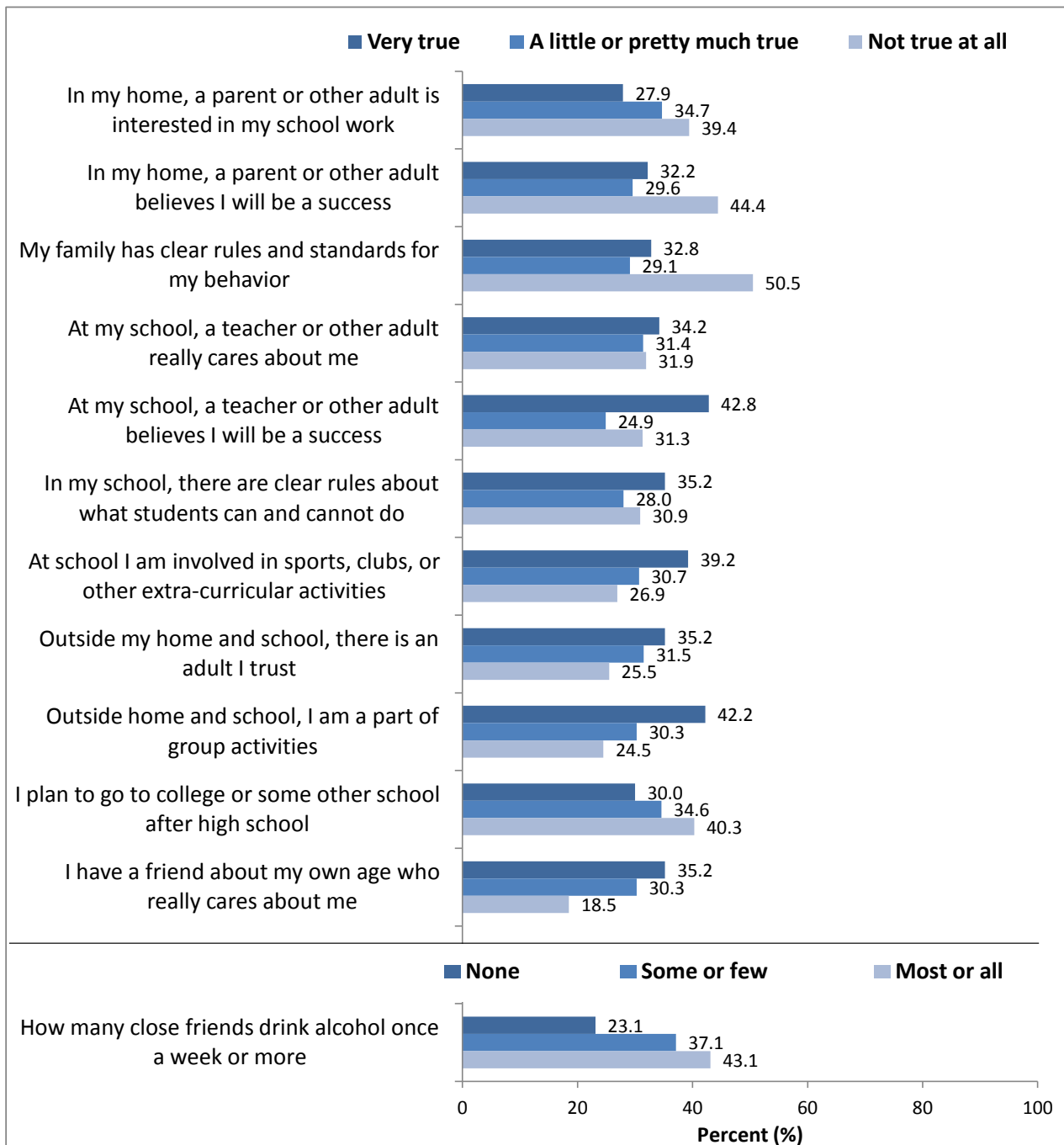
**Overweight Or Obese
by Selected Resiliency Factors
Luna County
Grades 9-12 2011**



How to read this chart:

- Of those who said it was 'Very much true' that a parent or other adult was interested in their school work, 23.4% were overweight or obese.
- Of those who said it was 'A little or pretty much true' that a parent or other adult was interested in their school work, 19.9% were overweight or obese.
- Of those who said it was 'Not true at all' that a parent or other adult was interested in their school work, 27.8% were overweight or obese.

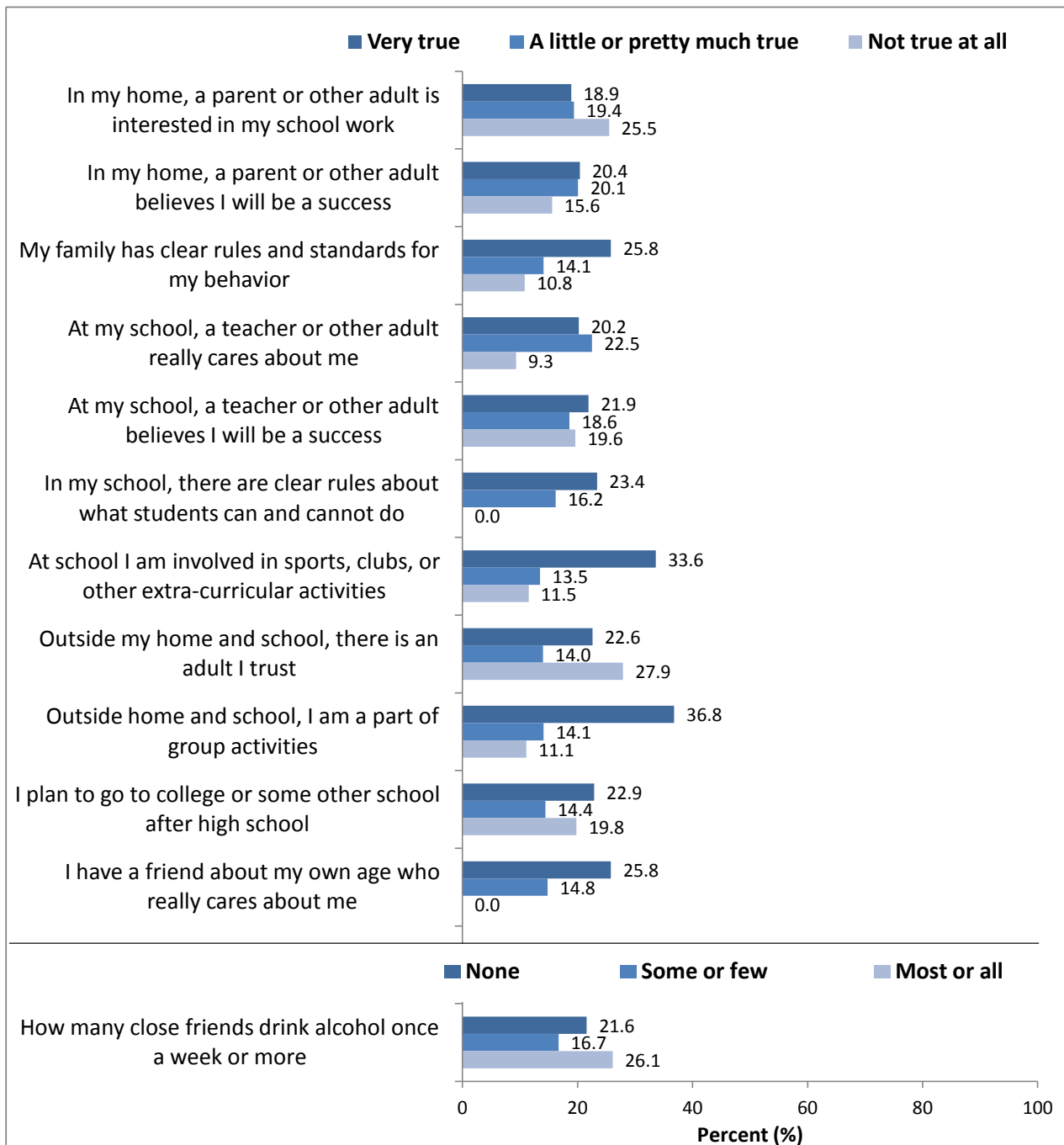
**Drank one or more sodas per day
by Selected Resiliency Factors
Luna County
Grades 9-12 2011**



How to read this chart:

- Of those who said it was 'Very much true' that a parent or other adult was interested in their school work, 27.9% drank one or more sodas per day.
- Of those who said it was 'A little or pretty much true' that a parent or other adult was interested in their school work, 34.7% drank one or more sodas per day.
- Of those who said it was 'Not true at all' that a parent or other adult was interested in their school work, 39.4% drank one or more sodas per day.

**Daily physical activity
by Selected Resiliency Factors
Luna County
Grades 9-12 2011**



How to read this chart:

- Of those who said it was 'Very much true' that a parent or other adult was interested in their school work, 18.9% engaged in daily physical activity.
- Of those who said it was 'A little or pretty much true' that a parent or other adult was interested in their school work, 19.4% engaged in daily physical activity.
- Of those who said it was 'Not true at all' that a parent or other adult was interested in their school work, 25.5% engaged in daily physical activity.

Appendix A

Questionnaire with Results

2011 High School Questionnaire

NM YRRS

Luna County

(197 respondents; Response rate = 70%)

<u>Personal Information</u>	<u>Number of responses</u>	<u>%</u>
1. How old are you?		
A. 12 years old or younger	4	2.0%
B. 13 years old	0	0.0%
C. 14 years old	40	20.3%
D. 15 years old	46	23.4%
E. 16 years old	39	19.8%
F. 17 years old	58	29.4%
G. 18 years old or older	10	5.1%
2. What is your sex?		
A. Female	107	54.6%
B. Male	89	45.4%
3. In what grade are you?		
A. 9th grade	51	26.0%
B. 10th grade	40	20.4%
C. 11th grade	43	21.9%
D. 12th grade	61	31.1%
E. Ungraded or other grade	1	0.5%
4. Are you Hispanic or Latino?		
A. Yes	167	85.2%
B. No	29	14.8%
5. What is your race?		
(Select one or more responses.)		
NOTE - Because students were allowed to select multiple responses, responses may not total to 100%)		
A. American Indian or Alaska Native	24	17.4%
B. Asian	5	3.6%
C. Black or African American	14	10.1%
D. Native Hawaiian or Other Pacific Islander	6	4.3%
E. White	89	64.5%

	<u>Weighted</u> <u>%</u>	<u>95%</u> <u>Confidence</u> <u>Interval</u>
6. How tall are you without your shoes on?		
7. How much do you weigh without your shoes on?		
NOTE - Height and weight were used to calculate body mass index (BMI). Obesity and overweight were calculated from BMI for age and gender, using growth charts.		
		Not overweight or obese
	77.2	(70.1-83.0)
		Overweight
	13.3	(8.3-20.5)
		Obese
	9.5	(6.0-14.8)
8. What is the highest level of schooling your mother completed?		
A. Completed grade school or less	10.5	(6.5-16.5)
B. Some high school	20.0	(12.7-30.1)
C. Completed high school	23.2	(17.9-29.5)
D. Some college	14.3	(9.5-20.8)
E. Completed college	10.8	(7.2-15.9)
F. Graduate or professional school	0.8	(0.2-3.0)
G. Not sure	20.5	(14.2-28.5)
9. What is the highest level of schooling your father completed?		
A. Completed grade school or less	10.7	(6.1-18.1)
B. Some high school	15.6	(9.1-25.7)
C. Completed high school	23.5	(17.6-30.5)
D. Some college	11.5	(5.7-21.8)
E. Completed college	9.7	(6.5-14.2)
F. Graduate or professional school	0.4	(0.1-2.6)
G. Not sure	28.7	(20.7-38.3)
10. During the past 12 months, how would you describe your grades in school?		
A. Mostly A's	26.1	(17.3-37.3)
B. Mostly B's	41.4	(35.4-47.6)
C. Mostly C's	20.7	(13.4-30.7)
D. Mostly D's	3.5	(1.7-6.8)
E. Mostly F's	2.1	(0.8-5.9)
F. None of these grades	1.4	(0.2-8.9)
G. Not sure	4.9	(2.5-9.4)

95%Confidence
IntervalWeighted
%**Personal Safety**

The next 5 questions ask about personal safety.

11. When you rode a bicycle during the past 12 months, how often did you wear a helmet?		
A. I did not ride a bicycle during the past 12 months	33.9	(27.5-40.9)
B. Never wore a helmet	59.8	(52.2-66.9)
C. Rarely wore a helmet	1.9	(0.8-4.3)
D. Sometimes wore a helmet	2.0	(0.6-6.5)
E. Most of the time wore a helmet	0.8	(0.2-2.8)
F. Always wore a helmet	1.7	(0.6-4.3)
12. How often do you wear a seat belt when riding in a car driven by someone else?		
A. Never	2.4	(0.7-7.3)
B. Rarely	6.9	(3.9-11.9)
C. Sometimes	12.5	(8.5-18.0)
D. Most of the time	28.1	(20.9-36.8)
E. Always	50.1	(41.6-58.6)
13. During the past 30 days, how many times did you ride in a car or other vehicle driven by someone who had been drinking alcohol?		
A. 0 times	67.4	(60.9-73.4)
B. 1 time	9.6	(6.0-14.9)
C. 2 or 3 times	10.8	(8.7-13.2)
D. 4 or 5 times	4.2	(2.5-7.2)
E. 6 or more times	8.0	(4.3-14.4)
14. During the past 30 days, how many times did you drive a car or other vehicle when you had been drinking alcohol?		
A. 0 times	88.7	(79.9-93.9)
B. 1 time	1.9	(0.7-4.8)
C. 2 or 3 times	3.8	(1.6-8.6)
D. 4 or 5 times	3.0	(1.3-6.9)
E. 6 or more times	2.6	(1.2-5.9)
15. Is there a gun in your home?		
A. Yes	45.5	(38.9-52.2)
B. No	44.5	(38.5-50.7)
C. Not sure	10.0	(6.1-16.0)

95%Weighted Confidence
% Interval**Violence-Related Behaviors**

The next 8 questions ask about violence-related behaviors.

16. During the past 30 days, on how many days did you carry a weapon such as a gun, knife, or club?

A. 0 days	75.1	(62.7-84.4)
B. 1 day	6.3	(3.3-11.6)
C. 2 or 3 days	5.2	(2.8-9.5)
D. 4 or 5 days	2.2	(0.5-8.3)
E. 6 or more days	11.2	(6.4-19.0)

17. During the past 30 days, on how many days did you carry a gun?

A. 0 days	86.8	(78.4-92.3)
B. 1 day	4.9	(2.3-10.4)
C. 2 or 3 days	3.3	(1.5-6.9)
D. 4 or 5 days	2.2	(0.6-8.0)
E. 6 or more days	2.8	(0.7-10.2)

18. During the past 30 days, on how many days did you carry a weapon such as a gun, knife, or club on school property?

A. 0 days	93.5	(88.0-96.5)
B. 1 day	2.3	(0.6-8.5)
C. 2 or 3 days	3.3	(2.0-5.5)
D. 4 or 5 days	0.0	(.-)
E. 6 or more days	0.9	(0.2-3.3)

19. During the past 30 days, on how many days did you not go to school because you felt you would be unsafe at school or on your way to or from school?

A. 0 days	86.4	(79.6-91.1)
B. 1 day	6.3	(3.5-11.1)
C. 2 or 3 days	3.8	(1.8-7.8)
D. 4 or 5 days	0.3	(0.0-2.5)
E. 6 or more days	3.2	(1.4-7.2)

20. During the past 12 months, how many times were you in a physical fight?

A. 0 times	65.6	(55.5-74.4)
B. 1 time	13.9	(10.5-18.1)
C. 2 or 3 times	10.6	(6.7-16.5)
D. 4 or 5 times	3.9	(1.8-8.1)
E. 6 or 7 times	1.1	(0.3-4.2)
F. 8 or 9 times	0.4	(0.1-2.5)
G. 10 or 11 times	0.0	(.-)
H. 12 or more times	4.6	(2.3-8.8)

95%

	<u>Weighted</u> <u>%</u>	<u>Confidence</u> <u>Interval</u>
21. During the past 12 months, how many times were you in a physical fight on school property?		
A. 0 times	83.5	(72.5-90.6)
B. 1 time	11.4	(6.4-19.6)
C. 2 or 3 times	1.1	(0.3-4.7)
D. 4 or 5 times	0.8	(0.2-3.3)
E. 6 or 7 times	0.0	(.-.)
F. 8 or 9 times	0.0	(.-.)
G. 10 or 11 times	0.8	(0.1-5.6)
H. 12 or more times	2.4	(0.7-8.2)
22. During the past 12 months, did your boyfriend or girlfriend ever hit, slap, or physically hurt you on purpose?		
A. Yes	9.5	(6.2-14.2)
B. No	90.5	(85.8-93.8)
23. Have you ever been physically forced to have sexual intercourse when you did not want to?		
A. Yes	8.7	(5.7-13.1)
B. No	91.3	(86.9-94.3)

Bullying

The next 2 questions ask about bullying. Bullying is when 1 or more students tease, threaten, spread rumors about, hit, shove, or hurt another student over and over again. It is not bullying when 2 students of about the same strength or power argue or fight or tease each other in a friendly way.

24. During the past 12 months, have you ever been bullied on school property?		
A. Yes	13.9	(11.1-17.2)
B. No	86.1	(82.8-88.9)
25. During the past 12 months, have you ever been electronically bullied? (Include being bullied through e-mail, chat rooms, instant messaging, Web sites, or texting.)		
A. Yes	12.7	(9.8-16.4)
B. No	87.3	(83.6-90.2)

Sadness and Attempted Suicide

The next 5 questions ask about sad feelings and attempted suicide. Sometimes people feel so depressed about the future that they may consider attempting suicide, that is, taking some action to end their own lives.

26. During the past 12 months, did you ever feel so sad or hopeless almost every day for two weeks or more in a row that you stopped doing some usual activities?		
A. Yes	34.5	(29.5-39.9)
B. No	65.5	(60.1-70.5)

	<u>Weighted</u> <u>%</u>	<u>95%</u> <u>Confidence</u> <u>Interval</u>
27. During the past 12 months, did you ever seriously consider attempting suicide?		
A. Yes	19.0	(13.4-26.3)
B. No	81.0	(73.7-86.6)
28. During the past 12 months, did you make a plan about how you would attempt suicide?		
A. Yes	15.1	(11.2-20.0)
B. No	84.9	(80.0-88.8)
29. During the past 12 months, how many times did you actually attempt suicide?		
A. 0 times	86.8	(80.0-91.6)
B. 1 time	7.3	(3.9-13.2)
C. 2 or 3 times	2.4	(1.0-6.0)
D. 4 or 5 times	1.5	(0.4-5.4)
E. 6 or more times	1.9	(0.5-6.7)
30. If you attempted suicide during the past 12 months, did any attempt result in an injury, poisoning, or overdose that had to be treated by a doctor or nurse?		
A. I did not attempt suicide during the past 12 months	86.1	(78.6-91.2)
B. Yes	3.7	(1.7-8.1)
C. No	10.2	(6.8-15.0)

Tobacco Use

The next 13 questions ask about tobacco use.

31. Have you ever tried cigarette smoking, even one or two puffs?		
A. Yes	60.4	(51.4-68.7)
B. No	39.6	(31.3-48.6)
32. How old were you when you smoked a whole cigarette for the first time?		
A. I have never smoked a whole cigarette	50.4	(38.3-62.4)
B. 8 years old or younger	3.9	(1.5-10.0)
C. 9 or 10 years old	5.0	(2.5-9.8)
D. 11 or 12 years old	6.7	(3.9-11.3)
E. 13 or 14 years old	17.3	(12.2-23.9)
F. 15 or 16 years old	15.4	(9.8-23.4)
G. 17 years old or older	1.3	(0.3-4.8)

	<u>Weighted</u> <u>%</u>	<u>95%</u> <u>Confidence</u> <u>Interval</u>
33. During the past 30 days, on how many days did you smoke cigarettes?		
A. 0 days	78.5	(67.2-86.7)
B. 1 or 2 days	3.7	(1.7-7.7)
C. 3 to 5 days	3.6	(1.4-9.2)
D. 6 to 9 days	1.9	(0.8-4.3)
E. 10 to 19 days	3.4	(1.6-7.0)
F. 20 to 29 days	0.4	(0.1-2.7)
G. All 30 days	8.6	(4.2-16.8)
34. During the past 30 days, on the days you smoked, how many cigarettes did you smoke per day?		
A. I did not smoke cigarettes during the past 30 days	77.5	(65.5-86.2)
B. Less than 1 cigarette per day	4.3	(1.9-9.4)
C. 1 cigarette per day	4.6	(2.1-10.0)
D. 2 to 5 cigarettes per day	8.4	(4.8-14.1)
E. 6 to 10 cigarettes per day	2.4	(1.0-5.8)
F. 11 to 20 cigarettes per day	1.5	(0.4-5.1)
G. More than 20 cigarettes per day	1.2	(0.3-4.9)
35. During the past 30 days, how did you usually get your own cigarettes? (Select only one response.)		
A. I did not smoke cigarettes during the past 30 days	77.5	(65.5-86.2)
B. I bought them in a store such as a convenience store, supermarket, discount store, or gas station	5.1	(1.5-16.0)
C. I bought them from a vending machine	0.7	(0.1-4.8)
D. I gave someone else money to buy them for me	2.8	(1.2-6.5)
E. I borrowed (or bummed) them from someone else	5.0	(2.8-8.9)
F. A person 18 years old or older gave them to me	1.2	(0.3-4.7)
G. I took them from a store or family member	1.8	(0.2-11.4)
H. I got them some other way	6.0	(3.1-11.3)
36. During the past 30 days, on how many days did you smoke cigarettes on school property?		
A. 0 days	93.0	(84.9-97.0)
B. 1 or 2 days	1.5	(0.5-4.7)
C. 3 to 5 days	1.8	(0.6-5.2)
D. 6 to 9 days	0.5	(0.1-3.4)
E. 10 to 19 days	0.0	(-.)
F. 20 to 29 days	0.0	(-.)
G. All 30 days	3.2	(1.1-9.1)

95%Weighted Confidence
% Interval

37. During the past 12 months, did you ever try to quit smoking cigarettes?		
A. I did not smoke during the past 12 months	69.4	(56.4-79.8)
B. Yes	16.4	(11.0-23.6)
C. No	14.3	(8.5-23.1)
38. During the past 30 days, on how many days did you use chewing tobacco, snuff, or dip, such as Redman, Levi Garrett, Beechnut, Skoal, Skoal Bandits, or Copenhagen?		
A. 0 days	90.3	(82.8-94.7)
B. 1 or 2 days	3.6	(1.8-7.2)
C. 3 to 5 days	1.5	(0.4-5.4)
D. 6 to 9 days	1.3	(0.4-4.3)
E. 10 to 19 days	0.0	(.-)
F. 20 to 29 days	0.0	(.-)
G. All 30 days	3.3	(0.8-12.6)
39. During the past 30 days, on how many days did you smoke cigars, cigarillos, or little cigars?		
A. 0 days	82.8	(74.9-88.6)
B. 1 or 2 days	8.0	(4.8-13.0)
C. 3 to 5 days	3.1	(1.1-8.3)
D. 6 to 9 days	3.0	(1.1-7.8)
E. 10 to 19 days	0.9	(0.2-3.2)
F. 20 to 29 days	0.0	(.-)
G. All 30 days	2.2	(0.7-6.6)
40. During the past 30 days, on how many days did you smoke tobacco or flavored tobacco in a hookah, even just a puff?		
A. 0 days	84.7	(76.9-90.1)
B. 1 or 2 days	6.5	(3.8-10.8)
C. 3 to 5 days	1.5	(0.5-4.5)
D. 6 to 9 days	2.7	(0.9-7.7)
E. 10 to 19 days	0.7	(0.1-5.5)
F. 20 to 29 days	0.9	(0.2-3.7)
G. All 30 days	3.0	(0.8-11.3)
41. During the past 7 days, on how many days were you in the same room with someone who was smoking cigarettes?		
A. 0 days	53.6	(43.3-63.5)
B. 1 or 2 days	19.5	(14.7-25.4)
C. 3 or 4 days	8.3	(4.7-14.2)
D. 5 or 6 days	4.0	(2.2-7.2)
E. 7 days	14.6	(9.7-21.5)

95%

Weighted Confidence
% Interval

42. How wrong do your parents feel it would be for you to smoke cigarettes?		
A. Very wrong	73.8	(66.2-80.3)
B. Wrong	17.2	(10.7-26.5)
C. A little bit wrong	7.0	(4.4-11.0)
D. Not wrong at all	2.0	(0.4-8.8)
43. How much do you think people risk harming themselves (physically or in other ways) if they smoke one or more packs of cigarettes per day?		
A. No risk	4.7	(2.4-8.8)
B. Slight risk	5.0	(2.6-9.4)
C. Moderate risk	21.8	(17.6-26.8)
D. Great risk	68.5	(61.4-74.8)

Alcohol

The next 11 questions ask about drinking alcohol. This includes drinking beer, wine, wine coolers, and liquor such as rum, gin, vodka, or whiskey. For these questions, drinking alcohol does not include drinking a few sips of wine for religious purposes.

44. How old were you when you had your first drink of alcohol other than a few sips?		
A. I have never had a drink of alcohol other than a few sips	26.2	(18.6-35.6)
B. 8 years old or younger	10.0	(5.9-16.5)
C. 9 or 10 years old	7.1	(4.1-11.9)
D. 11 or 12 years old	11.7	(8.5-15.9)
E. 13 or 14 years old	27.5	(19.7-37.1)
F. 15 or 16 years old	15.2	(10.6-21.2)
G. 17 years old or older	2.3	(0.7-7.4)
45. During the past 30 days, on how many days did you have at least one drink of alcohol?		
A. 0 days	56.7	(48.3-64.7)
B. 1 or 2 days	22.7	(17.6-28.7)
C. 3 to 5 days	3.8	(2.0-7.1)
D. 6 to 9 days	4.5	(2.0-9.7)
E. 10 to 19 days	8.0	(3.9-15.7)
F. 20 to 29 days	1.5	(0.4-5.9)
G. All 30 days	2.8	(1.1-7.4)

95%Confidence
Interval

	<u>Weighted</u> <u>%</u>	<u>Confidence</u> <u>Interval</u>
46. During the past 30 days, on how many days did you have 5 or more drinks of alcohol in a row, that is, within a couple of hours?		
A. 0 days	72.8	(62.0-81.4)
B. 1 day	9.7	(4.9-18.1)
C. 2 days	8.7	(4.8-15.3)
D. 3 to 5 days	2.5	(0.7-8.9)
E. 6 to 9 days	2.9	(1.2-6.8)
F. 10 to 19 days	1.8	(0.6-5.0)
G. 20 or more days	1.7	(0.4-7.4)
47. During the past 30 days, how did you usually get the alcohol you drank?		
A. I did not drink alcohol during the past 30 days	54.4	(46.0-62.5)
B. I bought it in a store such as a liquor store, convenience store, supermarket, discount store, or gas station	4.9	(2.5-9.3)
C. I bought it at a restaurant, bar, or club	1.2	(0.3-4.3)
D. I bought it at a public event such as a concert or sporting event	1.0	(0.3-3.7)
E. I gave someone else money to buy it for me	7.2	(4.0-12.6)
F. Someone gave it to me	16.9	(11.7-24.0)
G. I took it from a store or family member	2.9	(1.7-4.9)
H. I got it some other way	11.4	(7.1-17.8)
48. During the past 30 days, where did you usually drink alcohol? (Select only one response.)		
A. I did not drink alcohol during the past 30 days	55.6	(47.2-63.8)
B. At my home	15.3	(9.9-22.7)
C. At another person's home	19.9	(13.9-27.5)
D. While riding in or driving a car or other vehicle	3.4	(1.6-7.3)
E. At a restaurant, bar, or club	1.2	(0.3-4.7)
F. At a public place such as a park, beach, or parking lot	3.6	(1.1-11.2)
G. At a public event such as a concert or sporting event	1.1	(0.3-3.2)
H. On school property	0.0	(.-)
49. During the past 30 days, what type of alcohol did you usually drink? (Select only one response.)		
A. I did not drink alcohol during the past 30 days	56.0	(47.4-64.3)
B. I do not have a usual type	5.5	(3.0-9.7)
C. Beer	15.3	(12.4-18.8)
D. Flavored malt beverages, such as Smirnoff Ice, Bacardi Silver, or Hard Lemonade	7.4	(4.3-12.6)
E. Wine coolers, such as Bartles & James or Seagrams	3.6	(1.8-6.9)
F. Wine	0.8	(0.1-4.9)
G. Liquor, such as vodka, rum, scotch, bourbon, or whiskey	10.3	(5.6-18.1)
H. Some other type	1.2	(0.3-4.8)

	<u>Weighted</u> <u>%</u>	<u>95%</u> <u>Confidence</u> <u>Interval</u>
50. During the past 30 days, on how many days did you have at least one drink of alcohol on school property?		
A. 0 days	94.9	(88.7-97.8)
B. 1 or 2 days	3.0	(1.2-7.3)
C. 3 to 5 days	0.0	(-.-)
D. 6 to 9 days	0.5	(0.1-3.4)
E. 10 to 19 days	0.4	(0.1-2.7)
F. 20 to 29 days	0.0	(-.-)
G. All 30 days	1.2	(0.3-4.7)
51. How wrong would most adults in your community think it was for kids your age to drink alcohol (beer, wine, or hard liquor) regularly?		
A. Very wrong	44.6	(37.0-52.4)
B. Wrong	36.6	(30.1-43.5)
C. A little bit wrong	15.7	(10.7-22.5)
D. Not wrong at all	3.1	(0.9-9.9)
52. How wrong do your parents feel it would be for you to drink alcohol (beer, wine, or hard liquor) regularly?		
A. Very wrong	64.2	(55.0-72.5)
B. Wrong	17.3	(11.3-25.8)
C. A little bit wrong	15.7	(11.2-21.4)
D. Not wrong at all	2.8	(0.9-8.0)
53. How wrong do you think it is for someone your age to drink alcohol (beer, wine, or hard liquor) regularly?		
A. Very wrong	41.8	(34.3-49.8)
B. Wrong	21.9	(15.8-29.6)
C. A little bit wrong	26.6	(20.8-33.3)
D. Not wrong at all	9.7	(5.9-15.6)
54. How much do you think people risk harming themselves (physically or in other ways) if they have one or two drinks of beer, wine, or hard liquor nearly every day?		
A. No risk	12.5	(7.4-20.3)
B. Slight risk	17.5	(12.0-24.7)
C. Moderate risk	25.3	(18.9-33.0)
D. Great risk	44.8	(37.0-52.8)

Marijuana Use

Weighted
% **95%**
Confidence
Interval

The next 5 questions ask about marijuana use. Marijuana also is called grass or pot.

55. How old were you when you tried marijuana for the first time?		
A. I have never tried marijuana	50.7	(39.7-61.7)
B. 8 years old or younger	5.0	(2.3-10.4)
C. 9 or 10 years old	5.3	(2.7-9.9)
D. 11 or 12 years old	9.5	(5.6-15.8)
E. 13 or 14 years old	17.0	(10.7-25.9)
F. 15 or 16 years old	11.8	(6.5-20.4)
G. 17 years old or older	0.7	(0.2-2.5)
56. During the past 30 days, how many times did you use marijuana?		
A. 0 times	76.4	(68.1-83.2)
B. 1 or 2 times	6.3	(3.6-11.0)
C. 3 to 9 times	5.5	(3.6-8.2)
D. 10 to 19 times	3.0	(1.2-7.4)
E. 20 to 39 times	3.6	(1.7-7.5)
F. 40 or more times	5.2	(2.7-9.8)
57. During the past 30 days, how many times did you use marijuana on school property?		
A. 0 times	92.9	(85.2-96.8)
B. 1 or 2 times	3.8	(1.7-8.3)
C. 3 to 9 times	0.4	(0.1-2.7)
D. 10 to 19 times	2.1	(0.6-6.9)
E. 20 to 39 times	0.0	(.-)
F. 40 or more times	0.7	(0.1-4.9)
58. How wrong do your parents feel it would be for you to use marijuana?		
A. Very wrong	73.3	(63.4-81.3)
B. Wrong	15.2	(8.5-25.8)
C. A little bit wrong	9.0	(5.2-15.2)
D. Not wrong at all	2.5	(0.8-7.0)
59. How much do you think people risk harming themselves (physically or in other ways) if they use marijuana regularly?		
A. No risk	20.3	(14.1-28.4)
B. Slight risk	22.5	(17.0-29.0)
C. Moderate risk	19.2	(13.9-26.0)
D. Great risk	38.0	(29.4-47.4)

95%Confidence
IntervalWeighted
%**Other Drugs**

The next 13 questions ask about other drugs.

60. During your life, how many times have you used any form of cocaine, including powder, crack, or freebase?

A. 0 times	86.2	(77.7-91.8)
B. 1 or 2 times	4.4	(2.1-8.7)
C. 3 to 9 times	3.0	(1.4-6.5)
D. 10 to 19 times	1.6	(0.6-4.3)
E. 20 to 39 times	0.5	(0.1-3.4)
F. 40 or more times	4.3	(1.6-11.2)

61. During the past 30 days, how many times did you use any form of cocaine, including powder, crack, or freebase?

A. 0 times	92.3	(83.2-96.7)
B. 1 or 2 times	3.7	(1.7-7.8)
C. 3 to 9 times	2.6	(0.5-11.7)
D. 10 to 19 times	0.0	(.-)
E. 20 to 39 times	0.6	(0.1-3.9)
F. 40 or more times	0.8	(0.1-5.0)

62. During the past 30 days, how many times did you sniff glue, breathe the contents of aerosol spray cans, or inhale any paints or sprays to get high?

A. 0 times	90.5	(83.8-94.5)
B. 1 or 2 times	3.9	(1.8-8.2)
C. 3 to 9 times	1.2	(0.3-5.0)
D. 10 to 19 times	1.1	(0.3-4.1)
E. 20 to 39 times	1.4	(0.2-8.7)
F. 40 or more times	1.9	(0.6-6.6)

63. During your life, how many times have you used heroin (also called smack, junk, or China White)?

A. 0 times	94.1	(87.9-97.3)
B. 1 or 2 times	1.8	(0.6-5.2)
C. 3 to 9 times	1.8	(0.5-6.3)
D. 10 to 19 times	1.5	(0.4-5.5)
E. 20 to 39 times	0.0	(.-)
F. 40 or more times	0.7	(0.1-4.9)

95%**Confidence**
Interval**Weighted**
%

64. During the past 30 days, how many times did you use heroin (also called smack, junk, or China White)?		
A. 0 times	95.6	(87.0-98.6)
B. 1 or 2 times	0.5	(0.1-3.1)
C. 3 to 9 times	0.8	(0.1-5.2)
D. 10 to 19 times	0.6	(0.1-3.8)
E. 20 to 39 times	1.0	(0.1-6.4)
F. 40 or more times	1.5	(0.2-9.9)
65. During your life, how many times have you used methamphetamines (also called speed, crystal, crank, or ice)?		
A. 0 times	86.6	(78.4-92.1)
B. 1 or 2 times	6.3	(3.0-12.8)
C. 3 to 9 times	3.4	(1.4-8.3)
D. 10 to 19 times	0.9	(0.3-3.1)
E. 20 to 39 times	1.3	(0.3-4.8)
F. 40 or more times	1.5	(0.4-5.6)
66. During the past 30 days, how many times did you use methamphetamines (also called speed, crystal, crank, or ice)?		
A. 0 times	93.3	(86.6-96.8)
B. 1 or 2 times	3.1	(1.3-6.9)
C. 3 to 9 times	1.6	(0.4-5.8)
D. 10 to 19 times	0.5	(0.1-3.1)
E. 20 to 39 times	0.0	(.-)
F. 40 or more times	1.6	(0.4-6.6)
67. During your life, how many times have you used ecstasy (also called MDMA)?		
A. 0 times	87.9	(81.2-92.5)
B. 1 or 2 times	6.4	(3.6-11.2)
C. 3 to 9 times	1.9	(0.7-5.0)
D. 10 to 19 times	0.4	(0.1-2.6)
E. 20 to 39 times	1.4	(0.3-5.5)
F. 40 or more times	1.9	(0.5-6.8)
68. During the past 30 days, how many times did you use ecstasy (also called MDMA)?		
A. 0 times	92.3	(86.0-95.9)
B. 1 or 2 times	4.4	(2.3-8.3)
C. 3 to 9 times	0.5	(0.1-3.1)
D. 10 to 19 times	1.2	(0.3-4.9)
E. 20 to 39 times	0.5	(0.1-3.1)
F. 40 or more times	1.1	(0.3-4.2)

	<u>Weighted</u> <u>%</u>	<u>95%</u> <u>Confidence</u> <u>Interval</u>
69. During your life, how many times have you taken a prescription drug (such as OxyContin, Percocet, Vicodin, codeine, Adderall, Ritalin, or Xanax) without a doctor's prescription?		
A. 0 times	81.2	(74.2-86.7)
B. 1 or 2 times	9.6	(5.7-15.9)
C. 3 to 9 times	2.9	(1.0-7.8)
D. 10 to 19 times	1.2	(0.3-4.8)
E. 20 to 39 times	1.5	(0.5-4.2)
F. 40 or more times	3.6	(1.2-10.5)
70. During the past 30 days, how many times did you use a pain killer to get high, like Vicodin, OxyContin (also called Oxy or OC), or Percocet (also called Percs)?		
A. 0 times	89.8	(83.5-93.9)
B. 1 or 2 times	3.4	(1.7-7.0)
C. 3 to 9 times	3.3	(1.5-7.2)
D. 10 to 19 times	1.1	(0.3-3.8)
E. 20 to 39 times	1.6	(0.6-4.2)
F. 40 or more times	0.7	(0.1-4.9)
71. During your life, how many times have you used a needle to inject any illegal drug into your body?		
A. 0 times	94.0	(82.4-98.1)
B. 1 time	2.2	(0.8-5.8)
C. 2 or more times	3.8	(0.9-14.6)
72. During the past 12 months, has anyone offered, sold, or given you an illegal drug on school property?		
A. Yes	30.8	(24.4-38.1)
B. No	69.2	(61.9-75.6)
Access to Drugs and Alcohol		
The next 5 questions ask about access to drugs and alcohol.		
73. If you wanted to, how hard or easy would it be to get beer, wine, or hard liquor (for example, vodka, whiskey, or gin)?		
A. Very hard	15.3	(10.5-21.9)
B. Sort of hard	22.3	(17.1-28.6)
C. Sort of easy	31.3	(24.5-39.1)
D. Very easy	31.1	(24.6-38.3)
74. If you wanted to, how hard or easy would it be to get marijuana?		
A. Very hard	23.4	(16.6-32.0)
B. Sort of hard	13.5	(9.7-18.4)
C. Sort of easy	24.1	(18.4-30.9)
D. Very easy	39.0	(33.8-44.4)

95%

	<u>Weighted</u>	<u>Confidence</u>
	<u>%</u>	<u>Interval</u>
75. If you wanted to, how hard or easy would it be to get cocaine, LSD, methamphetamines, or other illegal drug?		
A. Very hard	53.4	(46.6-60.2)
B. Sort of hard	20.1	(14.0-28.2)
C. Sort of easy	12.6	(8.2-18.7)
D. Very easy	13.9	(10.1-18.7)
76. How many adults have you known personally who, in the past year, have used marijuana, cocaine, or other drugs?		
A. 0 adults	32.3	(26.4-38.8)
B. 1 adult	15.0	(10.2-21.6)
C. 2 adults	11.9	(8.2-16.9)
D. 3 or 4 adults	16.3	(11.2-23.1)
E. 5 or more adults	24.5	(17.5-33.2)
77. How many adults have you known personally who, in the past year, have sold or dealt drugs?		
A. 0 adults	50.1	(42.9-57.2)
B. 1 adult	19.8	(15.5-25.0)
C. 2 adults	6.5	(3.8-11.0)
D. 3 or 4 adults	8.3	(4.8-13.9)
E. 5 or more adults	15.2	(11.4-20.0)

Sexual Behavior

The next 6 questions ask about sexual behavior.

78. How old were you when you had sexual intercourse for the first time?		
A. I have never had sexual intercourse	49.3	(41.4-57.3)
B. 11 years old or younger	7.4	(3.6-14.6)
C. 12 years old	2.2	(0.9-5.4)
D. 13 years old	8.0	(4.8-13.1)
E. 14 years old	15.4	(10.2-22.7)
F. 15 years old	9.6	(5.5-16.3)
G. 16 years old	7.0	(2.8-16.4)
H. 17 years old or older	1.0	(0.2-4.3)
79. During your life, with how many people have you had sexual intercourse?		
A. I have never had sexual intercourse	48.8	(41.1-56.5)
B. 1 person	15.9	(11.0-22.5)
C. 2 people	10.1	(7.1-14.4)
D. 3 people	7.6	(4.4-12.9)
E. 4 people	2.8	(1.2-6.2)
F. 5 people	2.5	(1.0-6.2)
G. 6 or more people	12.2	(7.8-18.7)

95%ConfidenceWeighted% Interval

80. During the past 3 months, with how many people did you have sexual intercourse?		
A. I have never had sexual intercourse	48.8	(41.1-56.5)
B. I have had sexual intercourse, but not during the past 3 months	17.1	(11.4-24.8)
C. 1 person	22.6	(16.8-29.7)
D. 2 people	3.9	(1.8-8.0)
E. 3 people	3.7	(1.6-8.1)
F. 4 people	0.7	(0.1-4.4)
G. 5 people	0.0	(.-.)
H. 6 or more people	3.3	(1.0-10.4)
81. Did you drink alcohol or use drugs before you had sexual intercourse the last time?		
A. I have never had sexual intercourse	48.8	(41.1-56.5)
B. Yes	12.8	(9.4-17.3)
C. No	38.4	(31.1-46.3)
82. The last time you had sexual intercourse, did you or your partner use a condom?		
A. I have never had sexual intercourse	49.5	(41.9-57.1)
B. Yes	29.4	(23.4-36.2)
C. No	21.1	(14.9-29.0)
83. The last time you had sexual intercourse, what one method did you or your partner use to prevent pregnancy? (Select only one response.)		
A. I have never had sexual intercourse	50.3	(43.2-57.4)
B. No method was used to prevent pregnancy	10.0	(6.1-16.0)
C. Birth control pills	7.8	(4.4-13.4)
D. Condoms	21.4	(16.5-27.1)
E. Depo-Provera (or any injectable birth control), Nuva Ring (or any birth control ring), Implanon (or any implant), or any IUD	0.5	(0.1-3.1)
F. Withdrawal	4.7	(2.8-7.7)
G. Some other method	2.2	(0.8-5.6)
H. Not sure	3.2	(1.6-6.4)

Body Weight

The next question asks about body weight.

84. During the past 30 days, did you vomit or take laxatives to lose weight or to keep from gaining weight?		
A. Yes	8.5	(4.4-15.6)
B. No	91.5	(84.4-95.6)

<u>Food</u>	<u>Weighted</u> <u>%</u>	<u>95%</u> <u>Confidence</u> <u>Interval</u>
<p>The next 7 questions ask about food you ate or drank during the past 7 days. Think about all the meals and snacks you had from the time you got up until you went to bed. Be sure to include food you ate at home, at school, at restaurants, or anywhere else.</p>		
<p>85. During the past 7 days, how many times did you drink 100% fruit juices such as orange juice, apple juice, or grape juice? (Do not count punch, Kool-Aid, sports drinks, or other fruit-flavored drinks.)</p>		
A. I did not drink 100% fruit juice during the past 7 days	28.9	(23.4-35.2)
B. 1 to 3 times during the past 7 days	35.7	(30.8-41.0)
C. 4 to 6 times during the past 7 days	13.8	(9.2-20.2)
D. 1 time per day	3.8	(1.8-7.9)
E. 2 times per day	7.9	(4.4-13.8)
F. 3 times per day	2.4	(1.0-5.3)
G. 4 or more times per day	7.5	(4.5-12.2)
<p>86. During the past 7 days, how many times did you eat fruit? (Do not count fruit juice.)</p>		
A. I did not eat fruit during the past 7 days	16.3	(12.1-21.7)
B. 1 to 3 times during the past 7 days	35.9	(27.4-45.3)
C. 4 to 6 times during the past 7 days	16.1	(11.4-22.2)
D. 1 time per day	8.6	(5.5-13.2)
E. 2 times per day	10.4	(6.2-16.9)
F. 3 times per day	6.1	(3.6-10.1)
G. 4 or more times per day	6.6	(3.9-10.8)
<p>87. During the past 7 days, how many times did you eat green salad?</p>		
A. I did not eat green salad during the past 7 days	40.3	(32.8-48.4)
B. 1 to 3 times during the past 7 days	30.6	(24.4-37.7)
C. 4 to 6 times during the past 7 days	15.3	(11.4-20.4)
D. 1 time per day	6.7	(4.0-11.0)
E. 2 times per day	1.7	(0.6-4.7)
F. 3 times per day	1.8	(0.4-8.1)
G. 4 or more times per day	3.5	(1.1-10.6)

	<u>Weighted</u> <u>%</u>	<u>95%</u> <u>Confidence</u> <u>Interval</u>
88. During the past 7 days, how many times did you eat potatoes? (Do not count french fries, fried potatoes, or potato chips.)		
A. I did not eat potatoes during the past 7 days	34.1	(28.7-39.8)
B. 1 to 3 times during the past 7 days	45.4	(39.8-51.2)
C. 4 to 6 times during the past 7 days	9.9	(5.7-16.8)
D. 1 time per day	4.2	(1.7-10.1)
E. 2 times per day	3.1	(1.1-8.3)
F. 3 times per day	1.0	(0.3-4.0)
G. 4 or more times per day	2.2	(1.0-4.8)
89. During the past 7 days, how many times did you eat carrots?		
A. I did not eat carrots during the past 7 days	58.3	(51.8-64.5)
B. 1 to 3 times during the past 7 days	30.3	(24.6-36.7)
C. 4 to 6 times during the past 7 days	4.8	(2.3-9.6)
D. 1 time per day	3.2	(1.5-6.7)
E. 2 times per day	0.8	(0.2-3.0)
F. 3 times per day	1.0	(0.2-6.7)
G. 4 or more times per day	1.6	(0.4-6.0)
90. During the past 7 days, how many times did you eat other vegetables? (Do not count green salad, potatoes, or carrots.)		
A. I did not eat other vegetables during the past 7 days	31.4	(23.9-40.0)
B. 1 to 3 times during the past 7 days	43.2	(33.4-53.5)
C. 4 to 6 times during the past 7 days	12.1	(8.7-16.6)
D. 1 time per day	7.5	(4.9-11.3)
E. 2 times per day	2.6	(1.2-5.7)
F. 3 times per day	0.0	(-.)
G. 4 or more times per day	3.2	(1.4-6.9)
91. During the past 7 days, how many times did you drink a can, bottle, or glass of soda or pop, such as Coke, Pepsi, or Sprite? (Do not count diet soda or diet pop.)		
A. I did not drink soda or pop during the past 7 days	15.5	(11.1-21.1)
B. 1 to 3 times during the past 7 days	34.4	(28.3-41.2)
C. 4 to 6 times during the past 7 days	17.8	(14.6-21.7)
D. 1 time per day	13.7	(9.7-18.9)
E. 2 times per day	11.0	(7.2-16.5)
F. 3 times per day	3.1	(1.6-6.1)
G. 4 or more times per day	4.4	(1.5-12.7)

95%Weighted Confidence
% Interval**Physical Activity**

The next 4 questions ask about physical activity.

92. During the past 7 days, on how many days were you physically active for a total of at least 60 minutes per day? (Add up all the time you spent in any kind of physical activity that increased your heart rate and made you breathe hard some of the time.)

A. 0 days	16.6	(12.6-21.5)
B. 1 day	15.2	(10.0-22.6)
C. 2 days	13.4	(9.4-18.7)
D. 3 days	9.5	(5.4-16.0)
E. 4 days	5.7	(3.1-10.1)
F. 5 days	15.6	(11.7-20.6)
G. 6 days	4.5	(2.0-9.5)
H. 7 days	19.6	(15.5-24.5)

93. On an average school day, how many hours do you watch TV?

A. I do not watch TV on an average school day	9.5	(6.3-14.1)
B. Less than 1 hour per day	18.1	(11.7-27.1)
C. 1 hour per day	14.8	(11.2-19.5)
D. 2 hours per day	23.3	(17.9-29.7)
E. 3 hours per day	14.9	(9.6-22.4)
F. 4 hours per day	7.1	(4.1-12.0)
G. 5 or more hours per day	12.2	(7.5-19.2)

94. On an average school day, how many hours do you play video or computer games or use a computer for something that is not school work? (Include activities such as Xbox, PlayStation, Nintendo DS, iPod touch, Facebook, and the Internet.)

A. I do not play video or computer games or use a computer for something that is not school work	22.4	(18.3-27.1)
B. Less than 1 hour per day	23.6	(15.9-33.5)
C. 1 hour per day	13.8	(8.9-20.8)
D. 2 hours per day	10.6	(7.1-15.6)
E. 3 hours per day	7.2	(4.3-11.9)
F. 4 hours per day	6.6	(4.0-11.0)
G. 5 or more hours per day	15.7	(10.8-22.4)

95%**Confidence**
Interval**Weighted**
%

	<u>Weighted</u> <u>%</u>	<u>Confidence</u> <u>Interval</u>
95. In an average week when you are in school, on how many days do you go to physical education (PE) classes?		
A. 0 days	58.2	(50.3-65.7)
B. 1 day	9.5	(5.4-16.0)
C. 2 days	2.2	(0.8-6.2)
D. 3 days	0.0	(.-)
E. 4 days	1.4	(0.5-4.1)
F. 5 days	28.8	(23.3-34.9)

Health-Related Topics

The next 3 questions ask about other health-related topics.

96. Have you ever been taught about AIDS or HIV infection in school?		
A. Yes	80.2	(70.7-87.1)
B. No	14.1	(9.8-19.9)
C. Not sure	5.7	(2.9-11.1)
97. Has a doctor or nurse ever told you that you have asthma?		
A. Yes	16.6	(12.0-22.4)
B. No	76.2	(69.9-81.5)
C. Not sure	7.3	(3.8-13.4)
98. Do you still have asthma?		
A. I have never had asthma	62.1	(54.4-69.2)
B. Yes	12.1	(8.1-17.7)
C. No	19.6	(13.6-27.4)
D. Not sure	6.2	(3.4-11.0)

You and Your Family

The next 3 questions ask for some information about you and your family.

99. How often do you speak a language other than English at home?		
A. Never	28.7	(23.8-34.1)
B. Less than half the time	17.5	(11.2-26.1)
C. About half the time	12.4	(8.7-17.3)
D. More than half the time but not all of the time	14.2	(10.0-19.7)
E. All of the time	27.3	(19.5-36.8)
100. Were you born in the USA?		
A. Yes	89.6	(82.7-93.9)
B. No	10.4	(6.1-17.3)

	<u>Weighted</u> <u>%</u>	<u>95%</u> <u>Confidence</u> <u>Interval</u>
101. Do you have enough food to eat, sometimes not enough to eat, or often not enough to eat?		
A. Enough food to eat	88.6	(77.9-94.5)
B. Sometimes not enough to eat	7.3	(4.7-11.2)
C. Often not enough to eat	4.0	(0.9-17.1)

Resiliency Factors

The next questions ask about your family, your school, other adults, your friends, and yourself. How true do you feel the following statements are for you?

102. In my home, there is a parent or some other adult who is interested in my school work.		
A. Not true at all	9.7	(5.9-15.6)
B. A little true	23.9	(18.6-30.2)
C. Pretty much true	24.2	(16.5-34.2)
D. Very much true	42.1	(35.7-48.8)
103. In my home, there is a parent or some other adult who talks with me about my problems.		
A. Not true at all	24.1	(18.4-31.0)
B. A little true	19.3	(14.5-25.3)
C. Pretty much true	26.2	(19.9-33.6)
D. Very much true	30.4	(24.9-36.5)
104. In my home, there is a parent or some other adult who listens to me when I have something to say.		
A. Not true at all	14.7	(10.5-20.1)
B. A little true	22.1	(15.5-30.5)
C. Pretty much true	29.9	(24.9-35.3)
D. Very much true	33.3	(27.6-39.7)
105. In my home, there is a parent or some other adult who expects me to follow the rules.		
A. Not true at all	7.5	(3.5-15.7)
B. A little true	13.1	(8.0-20.8)
C. Pretty much true	22.6	(17.8-28.4)
D. Very much true	56.7	(48.8-64.3)
106. In my home, there is a parent or some other adult who believes that I will be a success.		
A. Not true at all	8.9	(5.3-14.6)
B. A little true	15.4	(10.4-22.2)
C. Pretty much true	20.8	(15.1-27.9)
D. Very much true	54.9	(47.9-61.7)

95%ConfidenceWeighted%Interval

107. At my school, there is a teacher or some other adult who really cares about me.		
A. Not true at all	13.4	(8.8-20.0)
B. A little true	25.5	(17.9-34.9)
C. Pretty much true	25.3	(18.6-33.4)
D. Very much true	35.8	(30.3-41.7)
108. At my school, there is a teacher or some other adult who notices when I'm not there.		
A. Not true at all	12.9	(7.7-20.9)
B. A little true	20.6	(16.5-25.5)
C. Pretty much true	37.3	(30.3-44.7)
D. Very much true	29.2	(23.2-36.0)
109. At my school, there is a teacher or some other adult who listens to me when I have something to say.		
A. Not true at all	12.5	(7.5-20.2)
B. A little true	21.8	(14.2-32.0)
C. Pretty much true	32.7	(25.7-40.6)
D. Very much true	32.9	(27.9-38.4)
110. At my school, there is a teacher or some other adult who tells me when I do a good job.		
A. Not true at all	6.5	(3.9-10.5)
B. A little true	17.7	(12.0-25.4)
C. Pretty much true	38.5	(32.4-44.9)
D. Very much true	37.3	(30.2-44.9)
111. At my school, there is a teacher or some other adult who believes that I will be a success.		
A. Not true at all	10.3	(5.4-18.8)
B. A little true	24.9	(18.3-33.0)
C. Pretty much true	26.4	(22.9-30.3)
D. Very much true	38.3	(30.0-47.3)
112. Outside of my home and school, there is an adult who really cares about me.		
A. Not true at all	9.5	(5.6-15.7)
B. A little true	14.8	(9.9-21.4)
C. Pretty much true	22.2	(17.3-28.1)
D. Very much true	53.5	(46.5-60.4)

	<u>Weighted</u> <u>%</u>	<u>95%</u> <u>Confidence</u> <u>Interval</u>
113. Outside of my home and school, there is an adult who notices when I am upset about something.		
A. Not true at all	13.8	(9.0-20.6)
B. A little true	16.2	(11.9-21.7)
C. Pretty much true	29.0	(23.7-35.0)
D. Very much true	41.0	(33.7-48.6)
114. Outside of my home and school, there is an adult whom I trust.		
A. Not true at all	14.2	(10.5-19.0)
B. A little true	15.8	(10.4-23.4)
C. Pretty much true	23.8	(18.2-30.6)
D. Very much true	46.1	(41.0-51.3)
115. Outside of my home and school, there is an adult who tells me when I do a good job.		
A. Not true at all	12.7	(8.8-17.9)
B. A little true	17.7	(12.1-25.1)
C. Pretty much true	26.7	(22.4-31.6)
D. Very much true	42.9	(36.4-49.6)
116. I have a friend about my own age who really cares about me.		
A. Not true at all	6.1	(3.5-10.7)
B. A little true	16.2	(10.8-23.6)
C. Pretty much true	23.9	(17.3-32.2)
D. Very much true	53.7	(43.9-63.3)
117. I have a friend about my own age who talks with me about my problems.		
A. Not true at all	11.9	(7.2-19.1)
B. A little true	17.2	(11.3-25.2)
C. Pretty much true	17.6	(12.2-24.8)
D. Very much true	53.3	(41.3-64.9)
118. I have a friend about my own age who helps me when I'm having a hard time.		
A. Not true at all	6.2	(3.4-11.0)
B. A little true	21.4	(16.0-28.2)
C. Pretty much true	19.7	(12.9-28.7)
D. Very much true	52.7	(43.5-61.7)
119. When I am not at home, one of my parents/guardians knows where I am and who I am with.		
A. Not true at all	9.6	(6.1-14.7)
B. A little true	11.4	(7.7-16.5)
C. Pretty much true	29.9	(23.7-36.9)
D. Very much true	49.1	(43.2-55.0)

	<u>Weighted</u> <u>%</u>	<u>95%</u> <u>Confidence</u> <u>Interval</u>
120. My family has clear rules about drug and alcohol use.		
A. Not true at all	7.1	(4.5-11.1)
B. A little true	12.3	(9.1-16.3)
C. Pretty much true	24.2	(19.7-29.4)
D. Very much true	56.4	(50.9-61.7)
121. My family has clear rules and standards for my behavior.		
A. Not true at all	6.9	(3.2-14.3)
B. A little true	14.3	(9.0-21.8)
C. Pretty much true	28.5	(24.7-32.5)
D. Very much true	50.4	(42.8-57.9)
122. In my school, there are clear rules about what students can and cannot do.		
A. Not true at all	3.0	(1.2-7.1)
B. A little true	7.7	(4.0-14.3)
C. Pretty much true	32.2	(28.6-36.0)
D. Very much true	57.2	(51.9-62.3)
123. At school, I try hard to do my best work.		
A. Not true at all	7.9	(3.9-15.4)
B. A little true	9.8	(6.9-13.5)
C. Pretty much true	35.4	(29.5-41.8)
D. Very much true	47.0	(38.8-55.3)
124. I plan to go to college or some other school after high school.		
A. Not true at all	10.5	(5.8-18.5)
B. A little true	6.6	(3.3-12.7)
C. Pretty much true	24.9	(18.0-33.4)
D. Very much true	58.0	(47.6-67.7)
125. At school I am involved in sports, clubs, or other extra-curricular activities (such as band, cheerleading, or student council).		
A. Not true at all	38.0	(29.5-47.3)
B. A little true	16.4	(10.3-25.3)
C. Pretty much true	10.5	(7.2-15.1)
D. Very much true	35.0	(26.6-44.5)
126. Outside of my home and school, I am a part of clubs, sports teams, church/ temple, or other group activities.		
A. Not true at all	39.1	(31.6-47.2)
B. A little true	12.7	(9.8-16.3)
C. Pretty much true	17.4	(13.4-22.3)
D. Very much true	30.8	(25.2-37.0)

	<u>Weighted</u>	<u>95%</u>
	<u>%</u>	<u>Confidence</u>
		<u>Interval</u>
127. Outside of my home and school, I am involved in music, art, literature, sports, or a hobby.		
A. Not true at all	27.1	(20.9-34.3)
B. A little true	19.9	(14.9-26.0)
C. Pretty much true	22.3	(16.7-29.1)
D. Very much true	30.7	(23.7-38.8)
128. I often do things without thinking about what will happen.		
A. Not true at all	25.6	(19.2-33.2)
B. A little true	33.1	(25.1-42.3)
C. Pretty much true	26.4	(20.1-33.8)
D. Very much true	14.9	(10.5-20.8)
129. My friends get into a lot of trouble.		
A. Not true at all	35.5	(26.4-45.7)
B. A little true	41.8	(36.1-47.8)
C. Pretty much true	13.4	(9.0-19.5)
D. Very much true	9.3	(6.1-13.8)
130. My friends do well in school.		
A. Not true at all	10.1	(7.0-14.4)
B. A little true	22.4	(17.2-28.5)
C. Pretty much true	49.1	(42.1-56.1)
D. Very much true	18.4	(13.7-24.4)
Among the people you consider to be your closest friends, how many would you say do the following?		
131. Drink alcohol once a week or more?		
A. None	39.6	(32.9-46.8)
B. A few	34.2	(27.7-41.4)
C. Some	12.1	(8.6-16.7)
D. Most	8.6	(5.3-13.6)
E. All	5.5	(2.8-10.5)
132. Have used drugs such as marijuana or cocaine?		
A. None	42.3	(34.6-50.4)
B. A few	26.5	(19.9-34.3)
C. Some	14.7	(10.7-19.9)
D. Most	7.7	(3.8-14.8)
E. All	8.8	(4.9-15.1)

Activities

Weighted
% **95%**
Confidence
Interval

The next 3 questions ask about how many times you have done the following things.

133. During the past 30 days, how many days of school did you miss classes or school without permission?

A. 0 days	59.1	(50.5-67.2)
B. 1 or 2 days	19.1	(13.7-25.9)
C. 3 to 5 days	11.5	(8.5-15.2)
D. 6 to 9 days	4.2	(2.2-7.9)
E. 10 or more days	6.1	(2.7-13.5)

134. How often do you come to classes without bringing paper or something to write with?

A. Never	56.1	(45.5-66.2)
B. Rarely	25.1	(16.6-36.0)
C. Sometimes	9.7	(6.7-14.0)
D. Most of the time	4.0	(1.5-10.3)
E. Always	5.0	(1.8-13.3)

135. How often do you come to classes without your homework finished?

A. Never	12.6	(8.4-18.6)
B. Rarely	28.0	(21.0-36.3)
C. Sometimes	38.3	(30.4-46.9)
D. Most of the time	15.1	(8.9-24.4)
E. Always	6.0	(1.5-21.3)

Appendix B About this Report

Appendix B: About this Report

This report contains results from the 2011 New Mexico High School Youth Risk and Resiliency Survey (YRRS). The YRRS is a statewide survey of public school students in middle schools and high schools throughout New Mexico. Statewide and county level results are available at www.YouthRisk.org and www.health.state.nm.us/ERD/HealthData/yrrs.shtml. In addition, school district reports have been prepared for each participating school district and have been distributed to school district offices. School districts are encouraged to reproduce and share these reports with community groups concerned with prevention and health promotion. School district level results will not be released without express permission of the school district superintendent. Forms for requesting school district data are available at www.YouthRisk.org. Together, these documents comprise a useful tool for those working on youth-related issues at the state and local level.

The YRRS is organized into two major content areas: risk behaviors and protective (resiliency) factors. Risk behaviors include behaviors associated with unintentional injury, violence, mental health, tobacco use, alcohol use, drug use, sexual activity, physical activity, and nutrition. Protective or resiliency factors are measures of the positive and supportive relationships, experiences, activities, resources and values that encourage healthy youth development. Resiliency factors and related traits include caring and supportive relationships in the family, school, community and with peers; boundaries set by the family and school; positive peer support; meaningful participation and constructive use of time in school and outside of school.

Using the Report

The main section of this report consists of a module of results for each main topic area of the YRRS. The risk behavior modules each start with a set of line charts illustrating change in behavior over the years of the survey. The line charts are followed by one or more set of three bar charts. The first bar chart in each set compares the county prevalence of a group of behaviors to the NM prevalence for the same behaviors; the second compares the county prevalence for girls to that of boys for the same behaviors, and the third compares the county prevalence for each grade level.

Following the section on distinct risk and resiliency factors is a section that illustrates the relationship between risk behaviors and protective factors. This section consists of a set of bar charts, each showing the prevalence of a particular risk behavior for students with varying levels of selected protective factors.

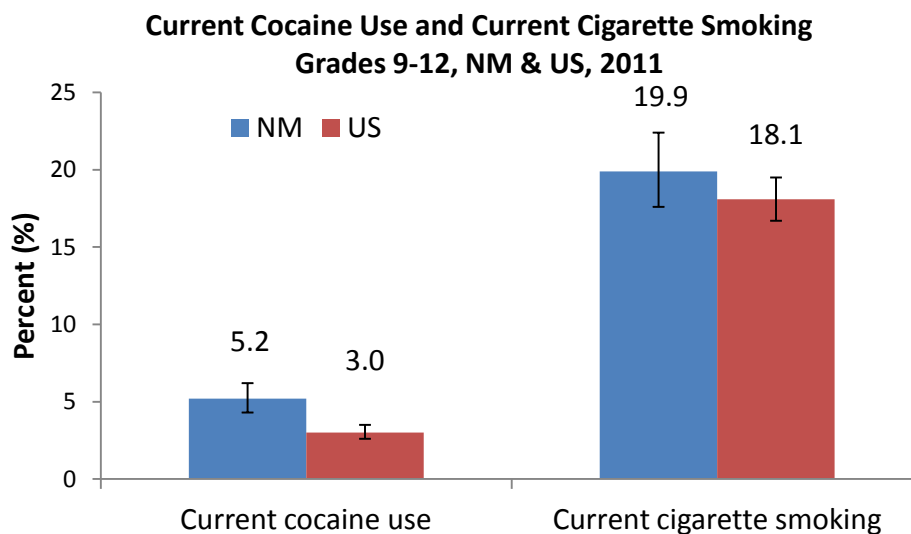
In some cases when there were very few students in a particular age or gender group, data have been suppressed to protect the anonymity of the individual respondents. In these cases, charts showing prevalence by gender or grade level have been omitted from the report.

Understanding the Charts - and A Word about Error Bars

The bar charts in this report present the percentage of students who reported engaging in any given risk behavior or who reported having any given protective factor. The height of the bars conveys the percentage of students reporting each trait, and provides a quick visual comparison between different groups of students reporting that trait. A label for each bar presents the actual percentage of students who reported each trait. For instance, the chart on page 25, Unintentional Injury, shows that 8.0% of students in New Mexico rarely or never wore seatbelts, while 9.2% of students in Luna County rarely or never wore seatbelts.

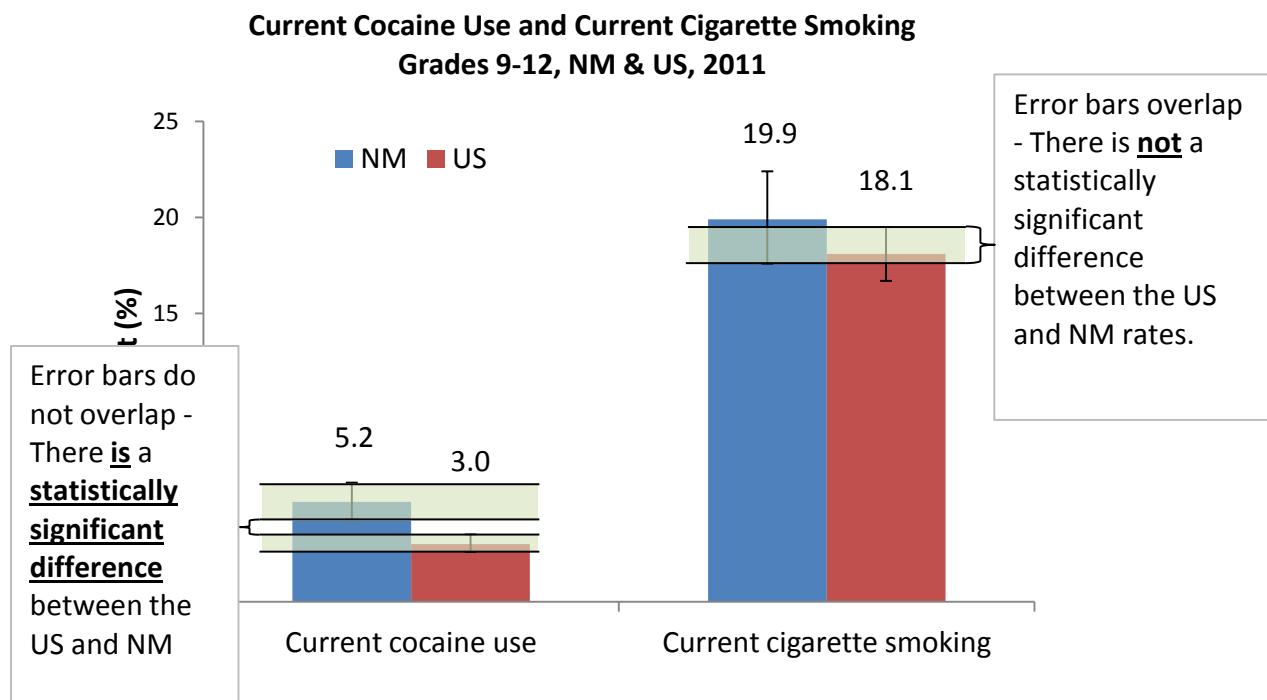
Because of the high cost and logistical complications involved in conducting a statewide survey, the YRRS was administered to a sample of students, rather than to every single student in each school district. Because YRRS data are from a **sample** of students, and not the entire student body, the results in this report are **estimates**. As with all estimates, there is some uncertainty associated with each of these results. On the charts in this report, this degree of uncertainty is represented by an error bar (or confidence interval). The error bar is the thin 'I' shaped line that extends above and below the end of each bar in a chart. One of the major influences on the size of the confidence interval or error bar is the number of participants in the survey. In general, this means that with more students participating in the survey, there will be a higher degree of confidence in the results (i.e., error bars will be smaller).

The proper interpretation of an error bar can be illustrated by looking at the chart below. This chart compares the New Mexico prevalence of smoking and cocaine use to the United States prevalence for 2011. The chart shows that the prevalence of current smoking was 19.9% in New Mexico and 18.1% in the United States. The error bar for the estimate of current smoking among New Mexico students extends approximately 2 percentage points in either direction, from 17.6% to 22.4%. This means that we are confident that the actual percentage of smokers in this group of students was between 17.6% and 22.4%. The error bar for the estimate of current smoking in the US extends approximately 1.5 percentage points in either direction, from 16.7% to 19.5%. We are confident that the actual percentage of smokers among this group was between 16.7% and 19.5%.



How does knowing the upper and lower limits of our error bars help us? While it appears at first glance that New Mexico has a higher prevalence of smoking than the United States (19.9% vs. 18.1%), a closer look at the error bars shows a more complicated picture. The error bars for the New Mexico estimate (17.6%–22.4%) and the US estimate (16.7%–19.5%) overlap. Because of this overlap, we do not have a high degree of confidence that the prevalence of smoking in New Mexico is actually different from the prevalence in the United States. In other words, the difference between the prevalence of smoking in New Mexico and the United States is not statistically significant.

For cocaine use it also appears that New Mexico had a higher prevalence than the United States (5.2% vs. 3.0%). The error bar for New Mexico extends from 4.3% to 6.2%, and the error bar for the United States extends from 2.6% to 3.5%. Because the higher bound of the US error bar (3.5%) is lower than the lower bound of the NM error bar (4.3%), these error bars do not overlap. For cocaine use, we are confident in saying that the New Mexico prevalence was higher than the US prevalence. In other words, the difference between the prevalence of cocaine use in New Mexico and the United States was a statistically significant difference.



For some small school districts, error bars have been removed from this report. With small populations, the number of students sampled can approach the total student population. In these cases, error bars would have limited meaning because with a high percentage of students surveyed, there is less uncertainty around the estimates than error bars suggest.

Risk Behavior DefinitionsInjury

Rarely or never wore a bike helmet, of those who rode a bike

Answered 'Never' or 'Rarely' to the question, *How often do you wear a seat belt when riding in a car driven by someone else?*

AMONG those who

Reported riding a bicycle

Never or Rarely Wore a Seatbelt

Answered 'Never' or 'Rarely' to the question, *How often do you wear a seat belt when riding in a car driven by someone else?*

Carried a gun

Answered '1day' or more to the question, *During the past 30 days, on how many days did you carry a gun?*

Violence-Related Behaviors

Carried weapon

Answered '1day' or more to the question, *During the past 30 days, on how many days did you carry a weapon such as a gun, knife, or club?*

In a physical fight

Answered '1 time' or more to the question, *During the past 12 months, how many times were you in a physical fight?*

Teen dating violence

Answered 'Yes' to the question, *During the past 12 months, did your boyfriend or girlfriend ever hit, slap, or physically hurt you on purpose?*

Ever physically forced to have sexual intercourse

Answered 'Yes' to the question, *Have you ever been physically forced to have sexual intercourse when you did not want to?*

Bullied electronically

Answered 'Yes' to the question, *During the past 12 months, have you ever been bullied on school property?*

Bullied on school property

Answered 'Yes' to the question, *During the past 12 months, have you ever been electronically bullied? (Include being bullied through e-mail, chat rooms, instant messaging, Web sites, or texting.)*

Carried a weapon on school property

Answered '1day' or more to the question, *During the past 30 days, on how many days did you carry a weapon such as a gun, knife, or club on school property?*

Skipped school due to safety concerns

Answered '1day' or more to the question, *During the past 30 days, on how many days did you not go to school because you felt you would be unsafe at school or on your way to or from school?*

In a physical fight on school property

Answered '1 time' or more to the question, *During the past 12 months, how many times were you in a physical fight on school property?*

Mental Health

Sadness or hopelessness

Answered 'Yes' to the question, *During the past 12 months, did you ever feel so sad or hopeless almost every day for two weeks or more in a row that you stopped doing some usual activities?*

Seriously considered suicide

Answered 'Yes' to the question, *During the past 12 months, did you ever seriously consider attempting suicide?*

Made a suicide plan

Answered 'Yes' to the question, *During the past 12 months, did you make a plan about how you would attempt suicide?*

Attempted suicide

Answered '1 time' or more to the question, *During the past 12 months, how many times did you actually attempt suicide?*

Suicide attempt with injury

Answered 'Yes' to the question, *If you attempted suicide during the past 12 months, did any attempt result in an injury, poisoning, or overdose that had to be treated by a doctor or nurse?*

Tobacco Use: Cigarettes

Ever smoked cigarettes

Answered 'Yes' to the question, *Have you ever tried cigarette smoking, even one or two puffs?*

First smoked a cigarette before age 13

Answered '11 or 12 years old' or younger to the question, *How old were you when you smoked a whole cigarette for the first time?*

Current cigarette smoking (Smoked at least one cigarette in past 30 days)

Answered '1 or 2 days' or more to the question, *During the past 30 days, on how many days did you smoke cigarettes?*

Heavy cigarette smoking (Smoked cigarettes on 20 of past 30 days)

Answered '11 to 20 cigarettes per day' or more to the question, *During the past 30 days, on the days you smoked, how many cigarettes*

Frequent cigarette smoking (Smoked at least 11 cigarettes per day)

Answered '20 to 29 days' or more to the question, *During the past 30 days, on how many days did you smoke cigarettes?*

Smoked on school property

Answered '1 or 2 days' or more to the question, *During the past 30 days, on how many days did you smoke cigarettes on school property?*

Bought cigarettes in a store

Answered 'I bought them in a store such as a convenience store, supermarket, discount store, or gas station' to the question, *During the past 30 days, how did you usually get*

AMONG those who

Answered '17 years old' or younger to the question, *How old are you?*

Tobacco: Other Use

Current cigar smoking

Answered '1 or 2 days' or more to the question, *During the past 30 days, on how many days did you smoke cigars, cigarillos, or little cigars?*

Current spit tobacco use

Answered '1 or 2 days' or more to the question, *During the past 30 days, on how many days did you use chewing tobacco, snuff, or dip, such as Redman, Levi Garrett, Beechnut, Skoal, Skoal Bandits, or Copenhagen?*

Current use - cigarettes, cigars, or spit tobacco

Smoked cigarette or cigars or used spit tobacco on at least one of the past 30 days.

Current tobacco use

Any form of tobacco use in the past 30 days (smoked cigarettes or cigars, spit tobacco, or smoked tobacco with a hookah).

In same room with a smoker

Answered '1 or 2 days' or more to the question, *During the past 7 days, on how many days were you in the same room with someone who was smoking cigarettes?*

My parents think it very wrong for me to smoke

Answered 'Very wrong' to the question, *How wrong do your parents feel it would be for you to smoke cigarettes?*

Great risk from smoking a pack per day

Answered 'Great risk' to the question, *How much do you think people risk harming themselves (physically or in other ways) if they smoke one or more packs of cigarettes per day?*

Alcohol Use

Ever drank alcohol

Gave any response other than 'I have never had a drink of alcohol other than a few sips' to the question, *How old were you when you had your first drink of alcohol other than a few sips?*

Current drinker

Answered '1 or 2 days' or more to the question, *During the past 30 days, on how many days did you have at least one drink of alcohol?*

Binge drinker

Answered '1 day' or more to the question, *During the past 30 days, on how many days did you have 5 or more drinks of alcohol in a row, that is, within a couple of hours?*

Drank alcohol before age 13

Answered '11 or 12 years old or younger' to the question, *How old were you when you had your first drink of alcohol other than a few sips?*

Drank alcohol on school property

Answered '1 or 2 days' or more to the question, *During the past 30 days, on how many days did you have at least one drink of alcohol on school property?*

Rode with drinking driver

Answered '1 time' or more to the question, *During the past 30 days, how many times did you ride in a car or other vehicle driven by someone who had been drinking alcohol?*

Drove after drinking

Answered '1day' or more to the question, *During the past 30 days, how many times did you drive a car or other vehicle when you had been drinking alcohol?*

My parents think my regular alcohol use would be very wrong

Answered 'Very wrong' to the question, *How wrong do your parents feel it would be for you to drink alcohol (beer, wine, or hard liquor) regularly?*

Adults in my community think regular alcohol use by kids is very wrong

Answered 'Very wrong' to the question, *How wrong would most adults in your community think it was for kids your age to drink alcohol (beer, wine, or*

I think regular alcohol use by people my age is very wrong

Answered 'Very wrong' to the question, *How wrong do you think it is for someone your age to drink alcohol (beer, wine, or hard liquor) regularly?*

People face great risk from daily alcohol use

Answered 'Great risk' to the question, *How much do you think people risk harming themselves (physically or in other ways) if they have one or two drinks of beer, wine, or hard liquor nearly every day?*

Marijuana Use

Ever tried marijuana

Gave any response other than 'I have never tried marijuana' to the question, *How old were you when you tried marijuana for the first time?*

Current marijuana use

Answered '1 or 2 times' or more to the question, *During the past 30 days, how many times did you use marijuana?*

Tried marijuana before age 13

Answered '11 or 12 years old' or younger to the question, *How old were you when you tried marijuana for the first time?*

Used marijuana on school property

Answered '1 or 2 times' or more to the question, *During the past 30 days, how many times did you use marijuana on school property?*

My parents think my marijuana use would be very wrong

Answered 'Very wrong' to the question, *How wrong do your parents feel it would be for you to use marijuana?*

People face great risk from regular marijuana use

Answered 'Great risk' to the question, *How much do you think people risk harming themselves (physically or in other ways) if they use marijuana regularly?*

Other Drug Use

Current painkiller use to get high

Answered '1 or 2 times' or more to the question, *During the past 30 days, how many times did you use a pain killer to get high, like Vicodin, OxyContin (also called Oxy or OC), or Percocet (also called Percs)?*

Current inhalant use

Answered '1 or 2 times' or more to the question, *During the past 30 days, how many times have you sniffed glue, breathed the contents of aerosol spray cans, or inhaled any paints or sprays to get high?*

Current cocaine use

Answered '1 or 2 times' or more to the question, *During the past 30 days, how many times did you use any form of cocaine, including powder, crack, or freebase?*

Current ecstasy use

Answered '1 or 2 times' or more to the question, *During the past 30 days, how many times have you used ecstasy?*

Current methamphetamine use

Answered '1 or 2 times' or more to the question, *During the past 30 days, how many times have you used methamphetamines (also called speed, crystal, crank, or ice)?*

Current heroin use

Answered '1 or 2 times' or more to the question, *During the past 30 days, how many times have you used heroin (also called smack, junk, or China White)?*

Improper prescription drug use (Ever used in lifetime)

Answered '1 or 2 times' or more to the question, *During your life, how many times have you taken a prescription drug (such as OxyContin, Percocet, Vicodin, codeine, Adderall, Ritalin, or Xanax) without a doctor's prescription?*

Lifetime cocaine use (Ever used in lifetime)

Answered '1 or 2 times' or more to the question, *During your life, how many times did you use any form of cocaine, including powder, crack, or freebase?*

Lifetime ecstasy use (Ever used in lifetime)

Answered '1 or 2 times' or more to the question, *During your life, how many times have you used ecstasy?*

Lifetime methamphetamine use (Ever used in lifetime)

Answered '1 or 2 times' or more to the question, *During your life, how many times have you used methamphetamines (also called speed, crystal, crank, or ice)?*

Lifetime heroin use (Ever used in lifetime)

Answered '1 or 2 times' or more to the question, *During your life, how many times have you used heroin (also called smack, junk, or China White)?*

Illegal injection drugs

Answered '1 or 2 times' or more to the question, *During your life, how many times have you used a needle to inject any illegal drug into your body?*

Most or all close friends have used drugs such as marijuana or cocaine

Answered 'Most' or 'All' to the question, *Among the people you consider to be your closest friends, how many would you say do the following - Have used drugs such as marijuana or cocaine?*

Sold, offered, or given drugs on school property

Answered 'Yes' to the question, *During the past 12 months, has anyone offered, sold, or given you an illegal drug on school property?*

It would be easy to get marijuana

Answered 'Sort of easy' or 'Very easy' to the question, *If you wanted to, how hard or easy would it be to get marijuana?*

It would be easy to get hard drugs

Answered 'Sort of easy' or 'Very easy' to the question, *If you wanted to, how hard or easy would it be to get cocaine, LSD, methamphetamines, or other illegal drug?*

Sexual Activity

Ever had sexual intercourse

Gave any response other than 'I have never had sexual intercourse' to the question, *How old were you when you had sexual intercourse for the first time?*

Sexually active

Respondent reported having sexual intercourse within the previous 3 months. Answered '1 person' or more to the question, *During the past 3 months, with how many people did you have sexual intercourse?*

Had sexual intercourse before age 13

Answered '11 or 12 years old' or younger to the question, *How old were you when you had sexual intercourse for the first time?*

Had sexual intercourse with 4 or more people, of those who ever had sex

Answered '4 people' or more to the question, *During your life, with how many people have you had sexual intercourse?*

AMONG those who

Reported they had "Ever had sexual intercourse" (see above)

Four or more lifetime sexual partners

Answered '4 people' or more to the question, *During the past 3 months, with*
AMONG those who

Reported being "Sexually active" (see above)

Used alcohol or drugs at last sex

Answered 'Yes' to the question, *Did you drink alcohol or use drugs before you had sexual intercourse the last time?*

Used condom at last sex

Answered 'Yes' to the question, *The last time you had sexual intercourse, did you or your partner use a condom?*

AMONG those who

Reported being "Sexually active" (see above)

Did not use condom at last sex

Answered 'No' to the question, *The last time you had sexual intercourse, did you or your partner use a condom?*

AMONG those who

Reported being "Sexually active" (see above)

Used birth control pills

Answered 'Birth control pills' to the question, *The last time you had sexual intercourse, what one method did you or your partner use to prevent pregnancy?*

AMONG those who

Reported being "Sexually active" (see above)

Used Depo-Provera, birth control ring, implant, or IUD

Answered 'Depo-Provera (or any injectable birth control),

AMONG those who

Reported being "Sexually active" (see above)

Used reliable birth control method

Answered 'Birth control pills' or 'Depo-Provera (or any injectable birth control), Nuva Ring (or any birth control ring), Implanon (or any implant), or any IUD' to the question, *The last time you had sexual intercourse, what one method did you or your partner use to prevent pregnancy?*

AMONG those who

Reported being "Sexually active" (see above)

Used reliable birth control and condom

Reported using reliable birth control (see above)

AND

Used a condom at last sex (see above)

AMONG those who

Reported being "Sexually active" (see above)

Nutrition

Ate 5 or more fruits or vegetables per day

Reported consuming five or more daily servings of fruit juice, fruit, green salad, potatoes, carrots, or other vegetables over the past 7 days.

Had fruit or fruit juice 2 or more times per day

Reported consuming 2 or more daily servings of fruit juice or fruit.

Ate three or more vegetables per day

Reported consuming 3 or more daily servings of green salad, potatoes, carrots, or other vegetables.

Drank one+ soda/day in the past 7 days

Answered '1 time per day' or more to the question, *During the past 7 days, how many times did you drink a can, bottle, or glass of soda or pop, such as Coke, Pepsi, or Sprite? (Do not count diet soda or diet pop.)*

Vomited or used laxatives to lose weight

Answered 'Yes' to the question, *During the past 30 days, did you vomit or take laxatives to lose weight or to keep from gaining weight?*

Physical Activity

Exercised for 60 minutes on none of the last 7 days

Answered '0 days' to the question, *During the past 7 days, on how many days were you physically active for a total of at least 60 minutes per day?*

Exercised for 60 minutes on 5 of the last 7 days

Answered '5 days' or more to the question, *During the past 7 days, on how many days were you physically active for a total of at least 60 minutes per day?*

Exercised for 60 minutes on 7 of the last 7 days

Answered '7 days' to the question, *During the past 7 days, on how many days were you physically active for a total of at least 60 minutes per day?*

Three or more hours/day of TV

Answered '3 hours per day' or more to the question, *On an average school day, how many hours do you watch TV?*

Three + hours computer or gaming per day

Answered '3 hours per day' or more to the question, *On an average school day, how many hours do you play video or computer games or use a computer for something that is not school work? (Include activities such as Xbox, PlayStation, Nintendo DS, iPod touch, Facebook, and the Internet.)?*

Three or more hours screen time per day

Answered a combined total of '3 hours per day' or more to the two questions above (i.e., TV viewing and or computer/video usage).

PE at least once per week

Answered '1 day' or more to the question, *In an average week when you are in school, on how many days do you go to physical education (PE) classes?*

Daily PE

Answered '5 days' or more to the question, *In an average week when you are in school, on how many days do you go to physical education (PE) classes?*

Body Weight

Note: Body Mass Index (BMI) was calculated from self reported height and weight.

Overweight

Greater than or equal to the 85th national BMI percentile for age and sex, and less than the 95th national BMI for age and sex, based on historical data.

Obese

Greater than or equal to the 95th national BMI percentile for age and sex, based on historical data.

Overweight or obese

Greater than or equal to the 85th national BMI percentile for age and sex, based on historical data.

Other Behaviors and Characteristics**Ever taught about HIV in school**

Answered 'Yes' to the question, *Have you ever been taught about AIDS or HIV infection in school.*

Asthma

Answered 'Yes' to both of the following questions:

Has a doctor or nurse ever told you that you have asthma?

AND

Do you still have asthma?

Not enough food to eat

Answered 'Sometimes not enough to eat' or 'Often not enough to eat' to the question, *Do you have enough food to eat, sometimes not enough to eat, or often not enough to eat?*

Domestic Non-English speaker

Answered 'All of the time', 'More than half the time' or 'About half the time' to the question, *How often do you speak a language other than English at home?*

Foreign born

Answered 'No' to the question, *Were you born in the USA?*

Appendix C: Risk Behavior and Resiliency/Protective Factor DefinitionsInjury

Rarely or never wore a bicycle helmet

Answered 'Never' or 'Rarely' to the question, *How often do you wear a seat belt when riding in a car driven by someone else?*

AMONG those who

Reported riding a bicycle

Never or Rarely Wore a Seatbelt

Answered 'Never' or 'Rarely' to the question, *How often do you wear a seat belt when riding in a car driven by someone else?*

Carried a gun

Answered '1day' or more to the question, *During the past 30 days, on how many days did you carry a gun?*

Violence-Related Behaviors

Carried weapon

Answered '1day' or more to the question, *During the past 30 days, on how many days did you carry a weapon such as a gun, knife, or club?*

In a physical fight

Answered '1 time' or more to the question, *During the past 12 months, how many times were you in a physical fight?*

Teen dating violence

Answered 'Yes' to the question, *During the past 12 months, did your boyfriend or girlfriend ever hit, slap, or physically hurt you on purpose?*

Ever forced to have sexual intercourse

Answered 'Yes' to the question, *Have you ever been physically forced to have sexual intercourse when you did not want to?*

Bullied electronically

Answered 'Yes' to the question, *During the past 12 months, have you ever been bullied on school property?*

Bullied on school property

Answered 'Yes' to the question, *During the past 12 months, have you ever been electronically bullied? (Include being bullied through e-mail, chat rooms, instant messaging, Web sites, or texting.)*

Carried a weapon on school property

Answered '1day' or more to the question, *During the past 30 days, on how many days did you carry a weapon such as a gun, knife, or club on school property?*

Skipped school due to safety concerns

Answered '1day' or more to the question, *During the past 30 days, on how many days did you not go to school because you felt you would be unsafe at school or on your way to or from school?*

In a physical fight on school property

Answered '1 time' or more to the question, *During the past 12 months, how many times were you in a physical fight on school property?*

Mental Health

Persistent sadness or hopelessness

Answered 'Yes' to the question, *During the past 12 months, did you ever feel so sad or hopeless almost every day for two weeks or more in a row that you stopped doing some usual activities?*

Seriously considered suicide

Answered 'Yes' to the question, *During the past 12 months, did you ever seriously consider attempting suicide?*

Made a suicide plan

Answered 'Yes' to the question, *During the past 12 months, did you make a plan about how you would attempt suicide?*

Attempted suicide

Answered '1 time' or more to the question, *During the past 12 months, how many times did you actually attempt suicide?*

Suicide attempt with injury

Answered 'Yes' to the question, *If you attempted suicide during the past 12 months, did any attempt result in an injury, poisoning, or overdose that had to be treated by a doctor or nurse?*

Tobacco Use: Cigarettes

Ever smoked cigarettes

Answered 'Yes' to the question, *Have you ever tried cigarette smoking, even one or two puffs?*

First smoked a cigarette before age 13

Answered '11 or 12 years old' or younger to the question, *How old were you when you smoked a whole cigarette for the first time?*

Current cigarette smoking (Smoked at least one cigarette in past 30 days)

Answered '1 or 2 days' or more to the question, *During the past 30 days, on how many days did you smoke cigarettes?*

Heavy smoking (Smoked cigarettes on 20 of past 30 days)

Answered '11 to 20 cigarettes per day' or more to the question, *During the past 30 days, on the days you smoked, how many cigarettes did you smoke per day?*

Frequent smoking (Smoked at least 11 cigarettes per day)

Answered '20 to 29 days' or more to the question, *During the past 30 days, on how many days did you smoke cigarettes?*

Smoked on school property

Answered '1 or 2 days' or more to the question, *During the past 30 days, on how many days did you smoke cigarettes on school property?*

Bought cigarettes in a store

Answered 'I bought them in a store such as a convenience store, supermarket, discount store, or gas station' to the question, *During the past 30 days, how did you usually get your own cigarettes? (Select only one response.)*

AMONG those who

Answered '17 years old' or younger to the question, *How old are you?*

Tobacco: Other Use

Current cigar smoking

Answered '1 or 2 days' or more to the question, *During the past 30 days, on how many days did you smoke cigars, cigarillos, or little cigars?*

Current spit tobacco use

Answered '1 or 2 days' or more to the question, *During the past 30 days, on how many days did you use chewing tobacco, snuff, or dip, such as Redman, Levi Garrett, Beechnut, Skoal, Skoal Bandits, or Copenhagen?*

Current use - cigarettes, cigars, or spit tobacco

Smoked cigarette or cigars or used spit tobacco on at least one of the past 30 days.

Current tobacco use

Any form of tobacco use in the past 30 days (smoked cigarettes or cigars, spit tobacco, or smoked tobacco with a hookah).

In same room with a smoker

Answered '1 or 2 days' or more to the question, *During the past 7 days, on how many days were you in the same room with someone who was smoking cigarettes?*

My parents think it very wrong for me to smoke

Answered 'Very wrong' to the question, *How wrong do your parents feel it would be for you to smoke cigarettes?*

Great risk from smoking a pack per day

Answered 'Great risk' to the question, *How much do you think people risk harming themselves (physically or in other ways) if they smoke one or more packs of cigarettes per day?*

Alcohol Use

Ever drank alcohol

Gave any response other than 'I have never had a drink of alcohol other than a few sips' to the question, *How old were you when you had your first drink of alcohol other than a few sips?*

Current drinking

Answered '1 or 2 days' or more to the question, *During the past 30 days, on how many days did you have at least one drink of alcohol?*

Binge drinking

Answered '1 day' or more to the question, *During the past 30 days, on how many days did you have 5 or more drinks of alcohol in a row, that is, within a couple of hours?*

Drank alcohol before age 13

Answered '11 or 12 years old or younger' to the question, *How old were you when you had your first drink of alcohol other than a few sips?*

Drank alcohol on school property

Answered '1 or 2 days' or more to the question, *During the past 30 days, on how many days did you have at least one drink of alcohol on school property?*

Rode with drinking driver

Answered '1 time' or more to the question, *During the past 30 days, how many times did you ride in a car or other vehicle driven by someone who had been drinking alcohol?*

Drinking and driving

Answered '1 day' or more to the question, *During the past 30 days, how many times did you drive a car or other vehicle when you had been drinking alcohol?*

My parents think my regular alcohol use would be very wrong

Answered 'Very wrong' to the question, *How wrong do your parents feel it would be for you to drink alcohol (beer, wine, or hard liquor) regularly?*

Adults in my community think regular alcohol use by kids is very wrong

Answered 'Very wrong' to the question, *How wrong would most adults in your community think it was for kids your age to drink alcohol (beer, wine, or hard liquor) regularly?*

I think regular alcohol use by people my age is very wrong

Answered 'Very wrong' to the question, *How wrong do you think it is for someone your age to drink alcohol (beer, wine, or hard liquor) regularly?*

People face great risk from daily alcohol use

Answered 'Great risk' to the question, *How much do you think people risk harming themselves (physically or in other ways) if they have one or two drinks of beer, wine, or hard liquor nearly every day?*

Marijuana Use

Ever tried marijuana

Gave any response other than 'I have never tried marijuana' to the question, *How old were you when you tried marijuana for the first time?*

Current marijuana use

Answered '1 or 2 times' or more to the question, *During the past 30 days, how many times did you use marijuana?*

Tried marijuana before age 13

Answered '11 or 12 years old' or younger to the question, *How old were you when you tried marijuana for the first time?*

Used marijuana on school property

Answered '1 or 2 times' or more to the question, *During the past 30 days, how many times did you use marijuana on school property?*

My parents think my marijuana use would be very wrong

Answered 'Very wrong' to the question, *How wrong do your parents feel it would be for you to use marijuana?*

People face great risk from regular marijuana use

Answered 'Great risk' to the question, *How much do you think people risk harming themselves (physically or in other ways) if they use marijuana regularly?*

Other Drug Use

Current painkiller use to get high

Answered '1 or 2 times' or more to the question, *During the past 30 days, how many times did you use a pain killer to get high, like Vicodin, OxyContin (also called Oxy or OC), or Percocet (also called Percs)?*

Current inhalant use

Answered '1 or 2 times' or more to the question, *During the past 30 days, how many times have you sniffed glue, breathed the contents of aerosol spray cans, or inhaled any paints or sprays to get high?*

Current cocaine use

Answered '1 or 2 times' or more to the question, *During the past 30 days, how many times did you use any form of cocaine, including powder, crack, or freebase?*

Current ecstasy use

Answered '1 or 2 times' or more to the question, *During the past 30 days, how many times have you used ecstasy?*

Current methamphetamine use

Answered '1 or 2 times' or more to the question, *During the past 30 days, how many times have you used methamphetamines (also called speed, crystal, crank, or ice)?*

Current heroin use

Answered '1 or 2 times' or more to the question, *During the past 30 days, how many times have you used heroin (also called smack, junk, or China White)?*

Improper prescription drug use (Ever used in lifetime)

Answered '1 or 2 times' or more to the question, *During your life, how many times have you taken a prescription drug (such as OxyContin, Percocet, Vicodin, codeine, Adderall, Ritalin, or Xanax) without a doctor's prescription?*

Lifetime cocaine use (Ever used in lifetime)

Answered '1 or 2 times' or more to the question, *During your life, how many times did you use any form of cocaine, including powder, crack, or freebase?*

Lifetime ecstasy use (Ever used in lifetime)

Answered '1 or 2 times' or more to the question, *During your life, how many times have you used ecstasy?*

Lifetime methamphetamine use (Ever used in lifetime)

Answered '1 or 2 times' or more to the question, *During your life, how many times have you used methamphetamines (also called speed, crystal, crank, or ice)?*

Lifetime heroin use (Ever used in lifetime)

Answered '1 or 2 times' or more to the question, *During your life, how many times have you used heroin (also called smack, junk, or China White)?*

Illegal injection drugs

Answered '1 or 2 times' or more to the question, *During your life, how many times have you used a needle to inject any illegal drug into your body?*

Most or all close friends have used drugs such as marijuana or cocaine

Answered 'Most' or 'All' to the question, *Among the people you consider to be your closest friends, how many would you say do the following - Have used drugs such as marijuana or cocaine?*

Sold, offered, or given drugs on school property

Answered 'Yes' to the question, *During the past 12 months, has anyone offered, sold, or given you an illegal drug on school property?*

It would be easy to get marijuana

Answered 'Sort of easy' or 'Very easy' to the question, *If you wanted to, how hard or easy would it be to get marijuana?*

It would be easy to get hard drugs

Answered 'Sort of easy' or 'Very easy' to the question, *If you wanted to, how hard or easy would it be to get cocaine, LSD, methamphetamines, or other illegal drug?*

Sexual Activity

Ever had sexual intercourse

Gave any response other than 'I have never had sexual intercourse' to the question, *How old were you when you had sexual intercourse for the first time?*

Sexually active

Respondent reported having sexual intercourse within the previous 3 months. Answered '1 person' or more to the question, *During the past 3 months, with how many people did you have sexual intercourse?*

Had sexual intercourse before age 13

Answered '11 or 12 years old' or younger to the question, *How old were you when you had sexual intercourse for the first time?*

Had sexual intercourse with 4 or more people, of those who ever had sex

Answered '4 people' or more to the question, *During your life, with how many people have you had sexual intercourse?*

AMONG those who

Reported they had "Ever had sexual intercourse" (see above)

Four or more lifetime sexual partners

Answered '4 people' or more to the question, *During the past 3 months, with how many people did you have sexual intercourse?*

AMONG those who

Reported being "Sexually active" (see above)

Used alcohol or drugs at last sex

Answered 'Yes' to the question, *Did you drink alcohol or use drugs before you had sexual intercourse the last time?*

Used a condom

Answered 'Yes' to the question, *The last time you had sexual intercourse, did you or your partner use a condom?*

AMONG those who

Reported being "Sexually active" (see above)

Did not use a condom

Answered 'No' to the question, *The last time you had sexual intercourse, did you or your partner use a condom?*

AMONG those who

Reported being "Sexually active" (see above)

Used birth control pills

Answered 'Birth control pills' to the question, *The last time you had sexual intercourse, what one method did you or your partner use to prevent pregnancy?*

AMONG those who

Reported being "Sexually active" (see above)

Used Depo-Provera, birth control ring, implant, or IUD

Answered 'Depo-Provera (or any injectable birth control), Nuva Ring (or any birth control ring), Implanon (or any implant), or any IUD' to the question, *The last time you had sexual intercourse, what one method did you or your partner use to prevent pregnancy?*

AMONG those who

Reported being "Sexually active" (see above)

Used reliable birth control method

Answered 'Birth control pills' or 'Depo-Provera (or any injectable birth control), Nuva Ring (or any birth control ring), Implanon (or any implant), or any IUD' to the question, *The last time you had sexual intercourse, what one method did you or your partner use to prevent pregnancy?*

AMONG those who

Reported being "Sexually active" (see above)

Used reliable birth control and condom

Reported using reliable birth control (see above)

AND

Used a condom at last sex (see above)

AMONG those who

Reported being "Sexually active" (see above)

Nutrition

Five or more fruits or vegetables per day

Reported consuming five or more daily servings of fruit juice, fruit, green salad, potatoes, carrots, or other vegetables over the past 7 days.

Had fruit or fruit juice 2 or more times per day

Reported consuming 2 or more daily servings of fruit juice or fruit.

Ate three or more vegetables per day

Reported consuming 3 or more daily servings of green salad, potatoes, carrots, or other vegetables.

Daily soda consumption

Answered '1 time per day' or more to the question, *During the past 7 days, how many times did you drink a can, bottle, or glass of soda or pop, such as Coke, Pepsi, or Sprite? (Do not count diet soda or diet pop.)*

Vomited or used laxatives to lose weight

Answered 'Yes' to the question, *During the past 30 days, did you vomit or take laxatives to lose weight or to keep from gaining weight?*

Physical Activity

No days of physical activity per week

Answered '0 days' to the question, *During the past 7 days, on how many days were you physically active for a total of at least 60 minutes per day? (Add up all the time you spent in any kind of physical activity that increased your heart rate and made you breathe hard some of the time.)*

Five days of physical activity per week

Answered '5 days' or more to the question, *During the past 7 days, on how many days were you physically active for a total of at least 60 minutes per day? (Add up all the time you spent in any kind of physical activity that increased your heart rate and made you breathe hard some of the time.)*

Daily physical activity

Answered '7 days' to the question, *During the past 7 days, on how many days were you physically active for a total of at least 60 minutes per day? (Add up all the time you spent in any kind of physical activity that increased your heart rate and made you breathe hard some of the time.)*

Watched TV three or more hours per day

Answered '3 hours per day' or more to the question, *On an average school day, how many hours do you watch TV?*

Computer use or video gaming three or more hours per day

Answered '3 hours per day' or more to the question, *On an average school day, how many hours do you play video or computer games or use a computer for something that is not school work? (Include activities such as Xbox, PlayStation, Nintendo DS, iPod touch, Facebook, and the Internet.)?*

Total screen time three or more hours per day

Answered a combined total of '3 hours per day' or more to the two questions above (i.e., TV viewing and or computer/video usage).

PE at least once per week

Answered '1 day' or more to the question, *In an average week when you are in school, on how many days do you go to physical education (PE) classes?*

Daily PE in school

Answered '5 days' or more to the question, *In an average week when you are in school, on how many days do you go to physical education (PE) classes?*

Body Weight

Note: Body Mass Index (BMI) was calculated from self reported height and weight.

Overweight

Greater than or equal to the 85th national BMI percentile for age and sex, and less than the 95th national BMI for age and sex, based on historical data.

Obese

Greater than or equal to the 95th national BMI percentile for age and sex, based on historical data.

Overweight or obese

Greater than or equal to the 85th national BMI percentile for age and sex, based on historical data.

Other Behaviors and Characteristics

Ever taught about HIV in school

Answered 'Yes' to the question, *Have you ever been taught about AIDS or HIV infection in school.*

Asthma

Answered 'Yes' to both of the following questions:

Has a doctor or nurse ever told you that you have asthma?

AND

Do you still have asthma?

Not enough food to eat

Answered 'Sometimes not enough to eat' or 'Often not enough to eat' to the question, *Do you have enough food to eat, sometimes not enough to eat, or often not enough to eat?*

Domestic Non-English speaker

Answered 'All of the time', 'More than half the time' or 'About half the time' to the question, *How often do you speak a language other than English at home?*

Foreign born

Answered 'No' to the question, *Were you born in the USA?*

Resiliency/Protective Factors

Unless otherwise noted, responses in the resiliency/protective factor sections of this report refer to respondents who answered "Very much true" to the questionnaire item indicated.

