

## Fall Quarterly Report

October 2004

HIV/AIDS in New Mexico  
 Cumulative cases since 1981: (3,344)

## HIV/AIDS Among Hispanics in New Mexico

Trends in HIV/AIDS infection among New Mexico's Hispanic population are a cause for concern. The rates of infection this population continually constitutes a large proportion of statewide cases. For example, Hispanics accounted for 47% of newly diagnosed AIDS cases in the state. This report examines these trends in more detail.

When compared to the rest of the nation, New Mexico's population is uniquely distributed in terms of race and ethnicity. In particular, New Mexico has the highest proportion of Hispanics in the U.S. (not including the territory of Puerto Rico) at 42%, followed by Texas and California with Hispanic population percentages in the low 30's. The proportion of Hispanics in New Mexico is three times over that of the U.S. as a whole (Figure 1).

An examination of foreign-born Hispanics may provide some insight on possible cultural differences or practices that exist between native-born Hispanics and those who immigrated to the U.S. In the U.S. as a whole, 46% of Hispanics were born in a foreign country, whereas in New Mexico, 15% of the Hispanic population is foreign born. In comparing risk factor information between New Mexico's native-born Hispanics and foreign-born Hispanics it is evident that these populations differ from one another.

The HIV/AIDS prevalence rate among foreign-born Hispanics is higher than the statewide rate, being 118.4 compared to 107.7 per 100,000 state residents. This rate is most likely conservative, accounting for the fact that data pertaining to country of origin is not available for approximately 10% of Hispanic cases. Foreign-born Hispanics have larger proportions of individuals with no identified risk (NIR) and heterosexual risk factors than that of total Hispanics in New Mexico. These findings support the use of strategies targeted at Hispanics with higher risk for heterosexual transmission.

Hispanics constitute 42% of the resident population in New Mexico according to 2002 Census data, and respectively represent 40% of living HIV/AIDS cases.

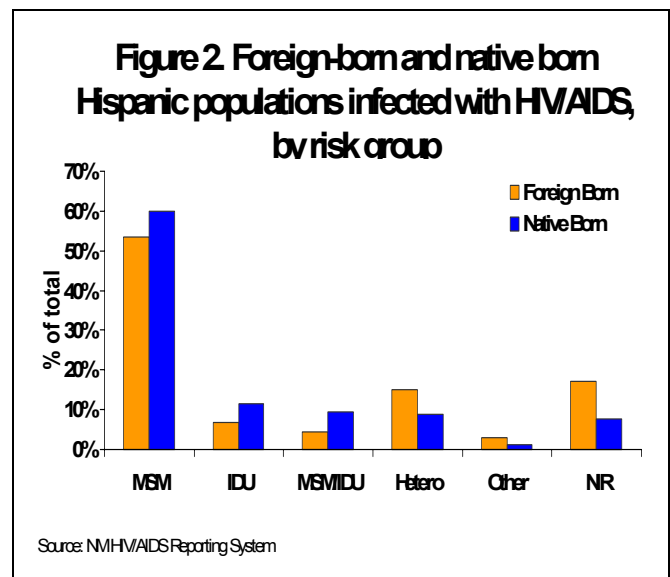
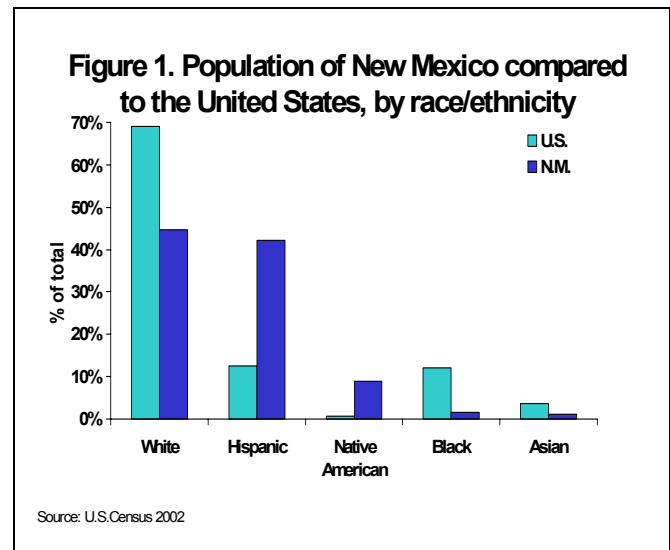


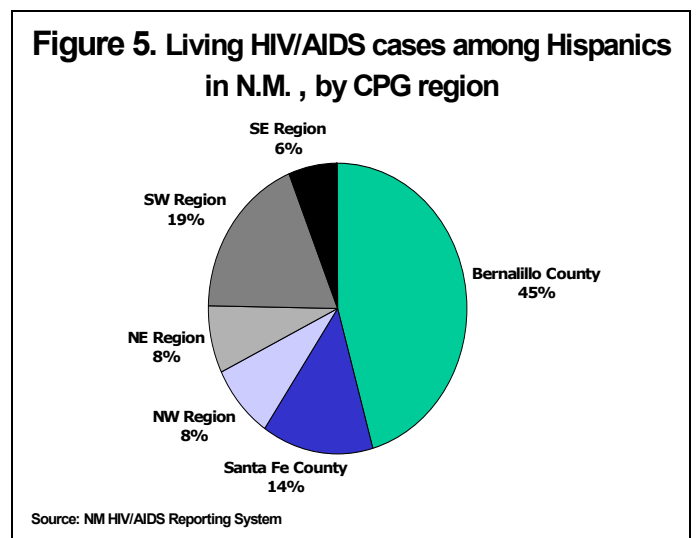
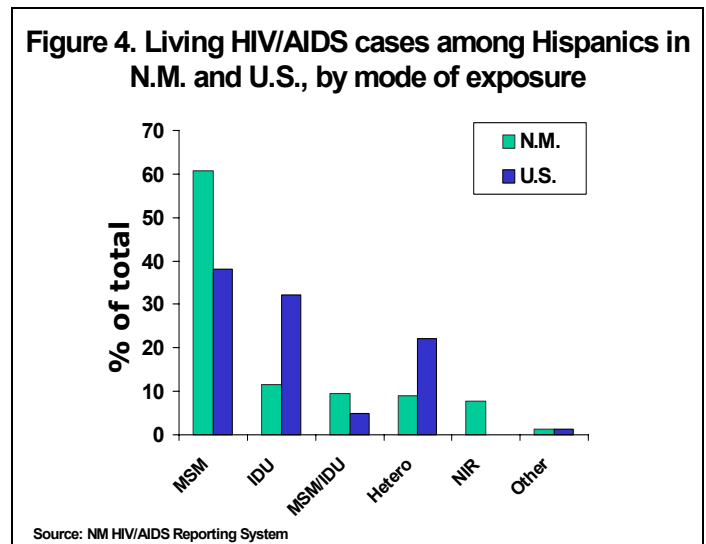
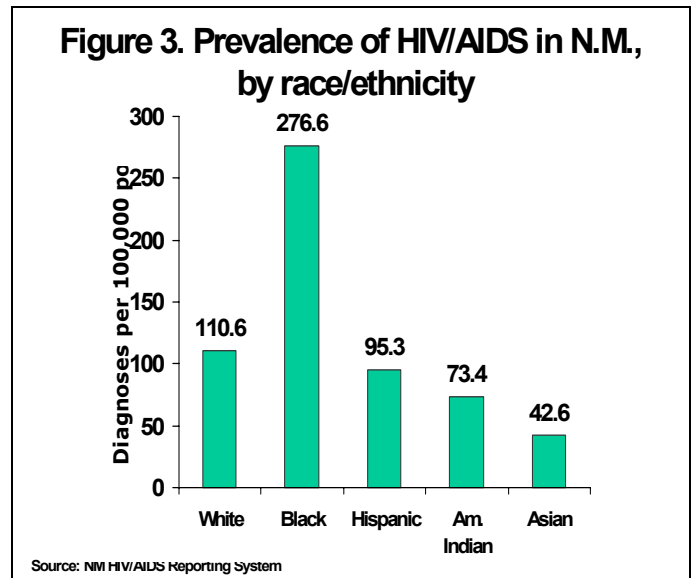
Figure 3 displays prevalence rates (# of living cases per 100,000 population) for N.M. by race/ethnicity. Hispanics ranks third behind non-Hispanic Blacks and non-Hispanic Whites, with a prevalence rate of 95.3 living cases per 100,000 Hispanics in the state. This rate remains slightly below the statewide rate of 107.7 living cases per 100,000 New Mexicans.

Mode of transmission is important in determining risk of HIV infection in a given population. The largest risk factor among HIV-infected Hispanics in New Mexico remains men who have sex with men (MSM), resembling the overall trend for the state. Nearly 61% of cases in New Mexico are MSM; if MSM who have also injected drugs (MSM/IDU) are added to this group, then MSM account for almost three-quarters of the HIV-infected Hispanic population in New Mexico. Figure 4 compares these risk factors among Hispanics in New Mexico to the national data provided by the Centers for Disease Control and Prevention (CDC).

The majority (46%) of Hispanics living with HIV/AIDS in New Mexico were residents of Bernalillo County at their time of diagnosis. Since Bernalillo County has the largest county population in the state, this is not unexpected. The geographic distribution of Hispanic cases throughout the state by Community Planning Group (CPG) region is summarized in Figure 5.

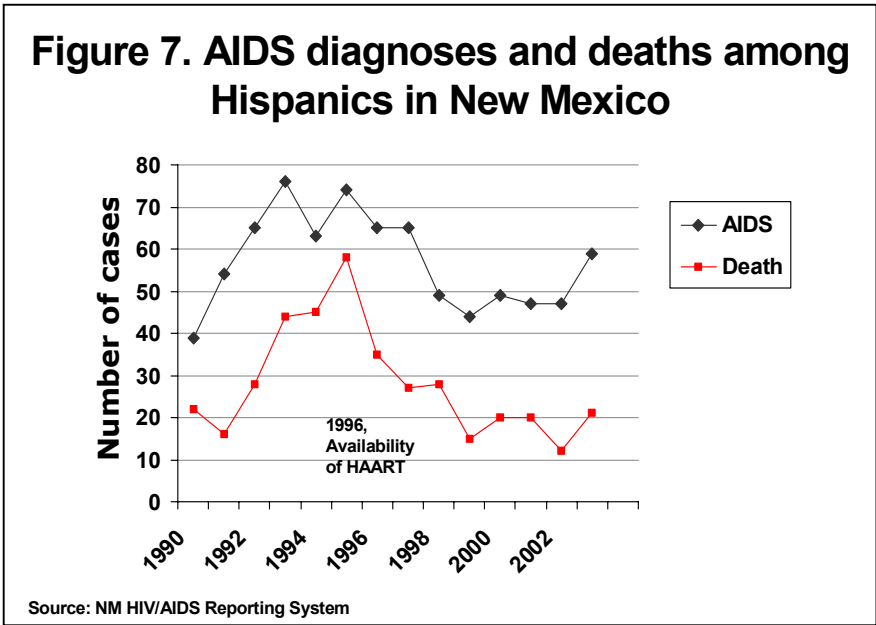
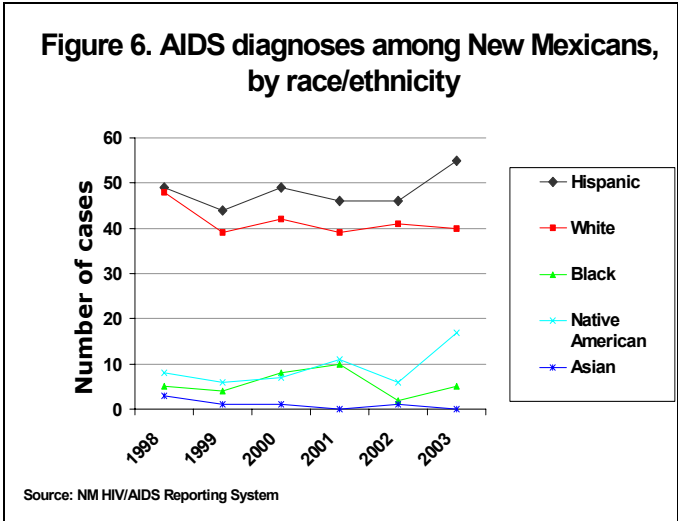
One of the best indicators for disease progression in a community is the trend in AIDS diagnoses over time. HIV/AIDS surveillance has limitations, such as testing and reporting delays. With HIV in particular, there is a problem with determining incidence for the disease because New Mexico does not currently have a test that can determine how long a person has been infected. However, we do know that infection with HIV at this time generally takes 5 to 10 years to develop into AIDS. Using time of AIDS diagnosis rather than time at first HIV diagnosis circumvents issues with testing behavior or access to health care that may influence when a person first tests for HIV.

AIDS diagnoses between 1998 (the year that HIV reporting began in New Mexico) and 2003 have shown an alarming trend within the Hispanic population. This population continues to have the largest number of AIDS diagnoses yearly, with a new high of 55 diagnoses at the end of 2003 (Figure 6). This represents 47% of diagnosed AIDS cases for the year. In addition, Hispanics have consistently



accounted for over 40% of all new AIDS diagnoses overall since 1998. A closer examination of trends since 1990 shows the rise in AIDS diagnoses and deaths among HIV infected Hispanics as well (Figure 7). This rise has not affected Hispanics alone; diagnoses and deaths have also slowly risen among the Native American population in New Mexico (see Special Report, April 2004). In the state as a whole, the AIDS diagnoses and deaths documented in New Mexico for 2003 represent the highest annual figures since highly active antiretroviral therapy (HAART) became available in 1996. While this may reflect increased surveillance efforts that started in late 2003, the data parallel national trends released by the CDC.

For the newest surveillance data through the end of 2003, please refer to the 2004 New Mexico HIV/AIDS Surveillance Update available on the web at: <http://www.health.state.nm.us/hiv-aids.html>.



**HIV/AIDS Epidemiology Program Update**

Tim Rogers, HIV/AIDS Epidemiology Program Manager, departed from the HIV/AIDS Epidemiology Program at the end of August. We wish him the best at his new position with the New Mexico Department of Transportation and thank him for the very useful contribution he made during his tenure with the HIV/AIDS Epidemiology program.

All HIV or AIDS cases diagnosed or treated in New Mexico must be reported to the HIV/AIDS Epidemiology Program. To report a case, or to inquire about HIV/AIDS reporting and surveillance, please call (505) 476-3515 or toll-free (888) 878-8992.

## HIV/AIDS AMONG HISPANICS IN NEW MEXICO

Cases diagnosed by end of 2003 and reported through June 30, 2004

Since 1981, New Mexico's health care services have helped us document 1,198 cases of HIV/AIDS among Hispanics in our state, 759 of whom were originally diagnosed as residents of New Mexico. Living cases diagnosed in New Mexico, which are used by the CDC to represent prevalent cases, are summarized below and compared with data on all New Mexicans living with HIV/AIDS.

<b>HIV/AIDS Cases Diagnosed in NM</b>	<b>Living Hispanic Cases</b>		
	<i>Number</i>	<i>% of total</i>	<i>Rate per 100,000*</i>
<b>HIV/AIDS: Total</b>	<b>759</b>	<b>100%</b>	<b>95.3</b>
<b>Type of Case</b>			
HIV	286	38%	35.9
AIDS	473	62%	59.4
<b>Gender</b>			
Male	672	89%	84.4
Female	87	11%	10.9
<b>County or Region**</b>			
Bernalillo County	346	46%	140.2
Santa Fe County	106	14%	158.6
NW Region	62	8%	56.4
NE Region	57	8%	66.4
SW Region	141	19%	77.7
SE Region	47	6%	44.6
<b>Age at First Positive HIV Test</b>			
	<i>Number</i>	<i>% of total</i>	<i>% of all NM</i>
0-12 years	8	1%	<1%
13-19 years	21	3%	2%
20-29 years	236	31%	27%
30-39 years	331	44%	44%
40-49 years	126	17%	19%
50+ years	37	5%	7%
<b>Exposure Category</b>			
Men who have sex w/men (MSM)	455	60%	62%
Injection drug users (IDU)	88	12%	11%
MSM / IDU	71	9%	11%
Heterosexual Contact	68	9%	9%
Other Identified Risk (adult/adolescent)	10	1%	1%
No Identified Risk	58	8%	6%
Children (<13 at diagnosis)	8	1%	<1%

\*Rates based on census estimates for July 1, 2002; \*\*Residence at time of diagnosis.

HIV/AIDS Epidemiology Program, Epidemiology and Response Division, NM Dept. of Health  
 1190 St. Francis Ave., Santa Fe, NM 87502-6110  
 Phone (505) 476-3515 • Fax (505) 476-3544  
<http://www.health.state.nm.us/hiv-aids.html>

## HIV/AIDS IN NEW MEXICO FACT SHEET

Cases reported through Sept. 30, 2004

Since 1981, New Mexico's health care services have helped us document a total of 4,404 individuals with HIV/AIDS, including 3,344 cases diagnosed in New Mexico. Local diagnoses, which are used by the U.S. Centers for Disease Control and Prevention (CDC) to represent cases, are summarized below. Data including out-of-state diagnoses may provide a better reflection of local prevalence patterns and are available upon request.

HIV/AIDS Cases Diagnosed in NM	Living Cases as of Sept. 30, 2004			Cumulative Cases, 1981-present	
	Number	% of total	Rate per 100,000*	Number	% of total
<b>HIV/AIDS Total</b>	1997	100%	107.7	3344	100%
<b>Type of case</b>					
HIV	796	40%	42.9	836	25%
AIDS	1201	60%	64.7	2508	75%
<b>Gender</b>					
Male	1758	88%	94.8	3019	90%
Female	239	12%	12.9	325	10%
<b>Race/Ethnicity</b>					
White	949	48%	114.7	1720	51%
Hispanic	804	40%	101.0	1247	37%
Native American	132	7%	76.9	190	5%
Black	102	5%	282.1	171	5%
Asian/Pacific Islander	10	<1%	42.6	16	<1%
<b>County or Region of Residence (at time of diagnosis)</b>					
Region 1 (NW)	261	13%	65.1	391	12%
Region 2 (NE)	116	6%	80.6	191	6%
Region 3 (SW)	271	14%	80.7	385	11%
Region 4 (SE)	128	6%	48.0	219	7%
Region 5 (Bernalillo Co.)	907	45%	158.1	1610	48%
Region 6 (Santa Fe Co.)	314	16%	233.4	548	16%
<b>Exposure Category</b>					
Men who have sex w/men (MSM)	1220	61%	-	2106	63%
Injection drug users (IDU)	225	11%	-	352	10%
MSM/IDU	200	10%	-	350	11%
Heterosexual Contact	172	9%	-	224	7%
Other Identified Risk (adult/adolescent)	20	1%	-	58	2%
No Identified Risk	146	7%	-	236	7%
Children (<13 at diagnosis)	14	<1%	-	18	<1%

\*All rates are based on U.S. Census Bureau data for July 1, 2002.

HIV/AIDS Epidemiology Program, Epidemiology and Response Division, NM Dept. of Health  
 1190 St. Francis Ave., Santa Fe, NM 87502-6110  
 Phone (505) 476-3515 • Fax (505) 476-3544  
<http://www.health.state.nm.us/hiv-aids.html>