



**New Mexico Department of Health
2017 Weekly Infectious Disease Report
Week 36
September 03, 2017 - September 09, 2017**

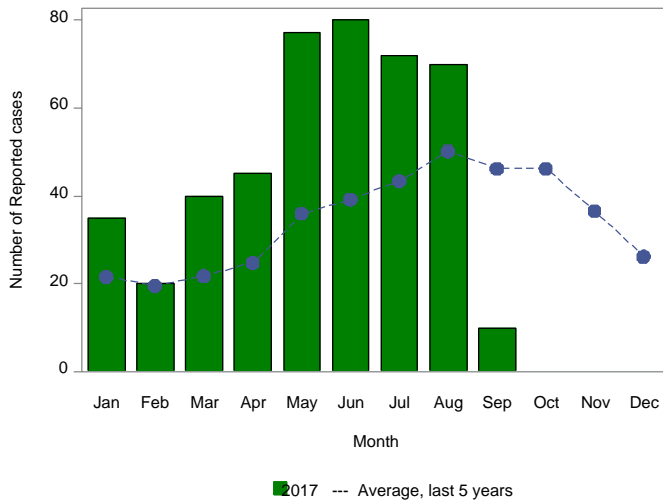
This report is prepared by the Infectious Disease Epidemiology Bureau (IDEB) for notifiable infectious diseases reported through the New Mexico Electronic Disease Surveillance Systems (NM-EDSS). NM-EDSS is a web-based system used by public health staff throughout the state to track investigations of suspected, probable and confirmed cases of notifiable infectious diseases. Data for the current year are provisional and subject to change upon the completion of ongoing disease investigations. Data for prior years are also subject to minor revisions due to corrections or identification of historical cases. Questions regarding the content of this report should be referred to the IDEB Surveillance Team at 505-827-0006.

Sexually Transmitted Diseases, Tuberculosis and HIV/AIDS data are currently reported through other systems. For information on these diseases, contact the responsible programs directly: Sexually Transmitted Diseases, 505-476-3611, Tuberculosis, 505-827-2500, HIV/AIDS, 505-476-3515.

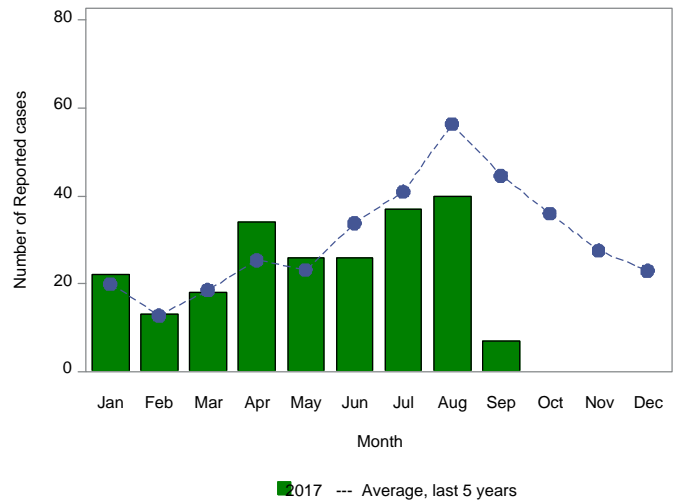
Monthly Trends for Selected Notifiable Infectious Diseases As of September 09, 2017

Includes probable and confirmed cases only.
Data for the current year are provisional and may change significantly upon the completion of ongoing investigations.
Data for prior years are also subject to minor revisions due to corrections or identification of historical cases.

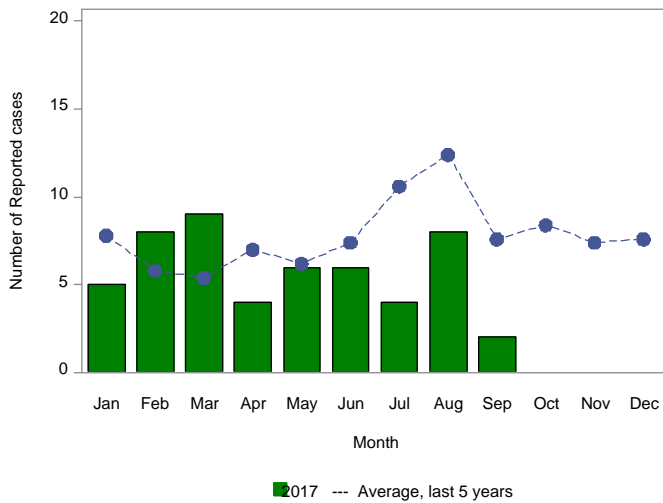
Number of Reported Cases of Campylobacteriosis by Month



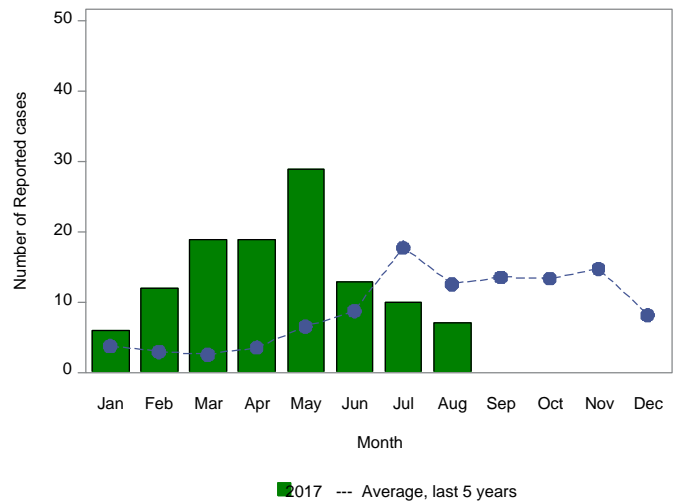
Number of Reported Cases of Salmonellosis by Month



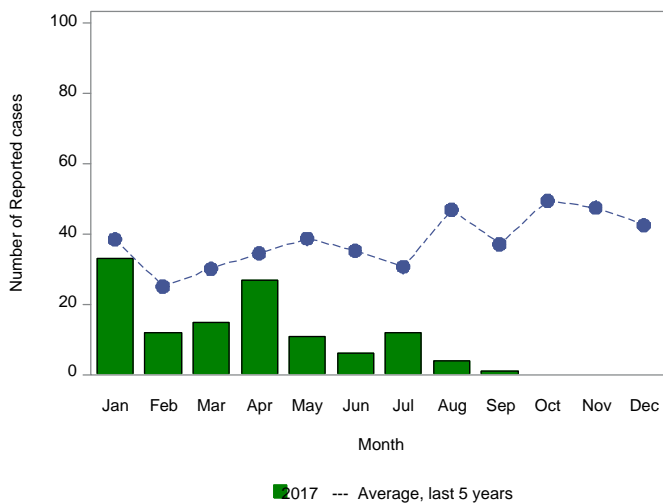
Number of Reported Cases of Giardiasis by Month



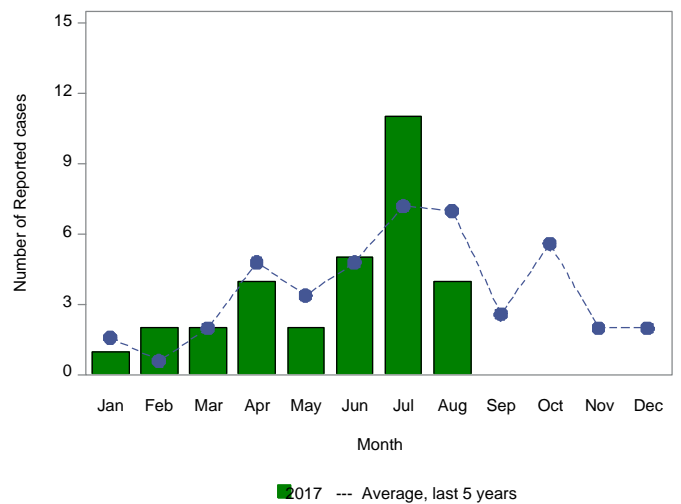
Number of Reported Cases of Shigellosis by Month



Number of Reported Cases of Pertussis by Month



Number of Reported Cases of Shiga toxin-producing E. coli by Month



Summary of Notifiable Infectious Diseases Reported to the New Mexico Electronic Disease Surveillance System (NM-EDSS) As of September 09, 2017

Includes probable and confirmed cases only.
Data for the current year are provisional and may change significantly upon the completion of ongoing investigations.
Data for prior years are also subject to minor revisions due to corrections or identification of historical cases.

Condition	This week	5-year weekly average	Week diff	Last 4 weeks	5-year 4-week average	Last 4 weeks diff	YTD 2017	5-year YTD average	YTD diff	Total 2016	Total 2015
Acute flaccid myelitis	0	0	0	0	0	0	0	1	-1	3	1
Amebiasis	0	0	0	0	0	0	0	1	-1	0	3
Botulism, foodborne	0	0	0	0	0	0	0	0	0	0	2
Botulism, infant	0	0	0	0	0	0	0	1	-1	0	1
Botulism, wound	0	0	0	0	0	0	1	1	0	4	0
Brucellosis	0	0	0	0	0	0	0	0	0	1	0
Campylobacteriosis	9	11	-2	60	42	18	475	270	205	527	481
Carbapenem Resistant Enterobacteriaceae	1	0	1	1	0	1	7	0	7	0	0
Chikungunya	0	0	0	0	0	0	0	1	-1	3	0
Cholera	0	0	0	0	0	0	0	0	0	0	0
Coccidioidomycosis	0	1	-1	0	3	-3	8	27	-19	25	36
Colorado tick fever	0	0	0	0	0	0	0	0	0	0	0
Cryptosporidiosis	3	2	1	14	12	2	63	54	9	74	52
Cyclosporiasis	0	0	0	0	0	0	3	1	2	1	2
Cysticercosis (Taenia solium)	0	0	0	0	0	0	0	1	-1	1	3
Dengue Fever	0	0	0	0	0	0	0	1	-1	5	3
Ehrlichiosis, chaffeensis	0	0	0	0	0	0	0	0	0	0	0
Giardiasis	1	2	-1	4	11	-7	54	65	-11	81	79
Group A Streptococcus, invasive	3	2	1	15	10	5	179	119	60	212	167
Group B Streptococcus, invasive	2	4	-2	19	17	2	166	162	4	249	225
Haemophilus influenzae, invasive	0	1	-1	3	3	0	34	37	-3	52	61
Hansen disease (Leprosy)	0	0	0	0	0	0	0	0	0	0	0
Hantavirus pulmonary syndrome	0	0	0	0	0	0	5	2	3	8	1
Hemolytic uremic synd.postdiarrheal	0	0	0	0	0	0	0	1	-1	3	0
Hepatitis A, acute	0	0	0	0	1	-1	2	8	-6	4	6
Hepatitis B Viral Infection, Perinatal	0	0	0	0	0	0	0	0	0	0	0
Hepatitis B virus infection, Chronic	0	3	-3	7	10	-3	100	84	16	113	118
Hepatitis B, acute	0	0	0	0	0	0	0	2	-2	2	2
Hepatitis C Virus Infection, chronic or resolved*	1	61	-60	33	242	-209	705	2355	-1650	3130	5814
Hepatitis C, acute	0	0	0	0	2	-2	10	17	-7	37	42
Hepatitis E, acute	0	0	0	0	0	0	0	0	0	0	0
Legionellosis	1	0	1	3	2	1	10	8	2	22	17
Listeriosis	0	0	0	1	0	1	2	2	0	3	3
Lyme disease	0	0	0	0	0	0	3	1	2	1	0
Malaria	0	0	0	0	0	0	0	2	-2	2	3
Measles (Rubeola)	0	0	0	0	0	0	0	0	0	0	0

*Data are affected by significant reporting delays

Summary of Notifiable Infectious Diseases Reported to the New Mexico Electronic Disease Surveillance System (NM-EDSS) As of September 09, 2017

Includes probable and confirmed cases only.
Data for the current year are provisional and may change significantly upon the completion of ongoing investigations.
Data for prior years are also subject to minor revisions due to corrections or identification of historical cases.

Condition	This week	5-year weekly average	Week diff	Last 4 weeks	5-year 4-week average	Last 4 weeks diff	YTD 2017	5-year YTD average	YTD diff	Total 2016	Total 2015
Mumps	0	0	0	2	0	2	4	1	3	2	1
Necrotizing Fasciitis	0	0	0	0	1	-1	1	11	-10	10	21
Neisseria meningitidis, invasive (Mening. disease)	0	0	0	0	0	0	2	2	0	2	1
Pertussis	1	10	-9	4	42	-38	121	290	-169	158	243
Plague	0	0	0	0	1	-1	4	2	2	4	4
Q fever	0	0	0	0	0	0	0	1	-1	0	0
Rabies, animal	1	1	0	1	2	-1	5	14	-9	4	13
Relapsing Fever (tick-borne)	0	0	0	0	0	0	0	0	0	0	0
Rubella	0	0	0	0	0	0	0	0	0	0	0
Salmonellosis	6	11	-5	35	46	-11	224	246	-22	340	448
Shiga toxin-producing Escherichia coli (STEC)	0	1	-1	3	4	-1	31	32	-1	48	36
Shigellosis	0	3	-3	5	12	-7	115	62	53	234	77
Spotted Fever Rickettsiosis	0	0	0	0	1	-1	2	2	0	0	2
Strep pneumoniae, invasive	1	3	-2	8	10	-2	205	222	-17	302	280
Streptococcal toxic-shock syndrome	0	0	0	0	0	0	0	0	0	0	0
Tetanus	0	0	0	0	0	0	0	0	0	0	1
Tularemia, Human	0	0	0	0	1	-1	5	5	0	7	8
Typhoid fever (Salmonella typhi)	0	0	0	0	0	0	1	0	1	0	1
Varicella (Chickenpox)	1	1	0	1	3	-2	55	50	5	58	57
Vibrio parahaemolyticus	0	0	0	0	0	0	0	0	0	1	1
Vibrio spp., non-toxigenic, other or unspecified	0	0	0	0	0	0	0	1	-1	1	1
Vibrio vulnificus infection	0	0	0	0	0	0	0	0	0	1	0
Vibriosis (non-cholera Vibrio species infections)	0	0	0	0	0	0	1	0	1	0	0
West Nile virus neuroinvasive disease	0	2	-2	2	8	-6	7	11	-4	6	12
West Nile virus non-neuroinvasive disease	0	1	-1	2	4	-2	4	7	-3	1	2
Yersiniosis	1	0	1	1	0	1	5	1	4	4	4
Zika virus disease, non-congenital	0	0	0	0	0	0	0	2	-2	10	0

*Data are affected by significant reporting delays