



**New Mexico Department of Health
2019 Weekly Infectious Disease Report
Week 10
March 03, 2019 - March 09, 2019**

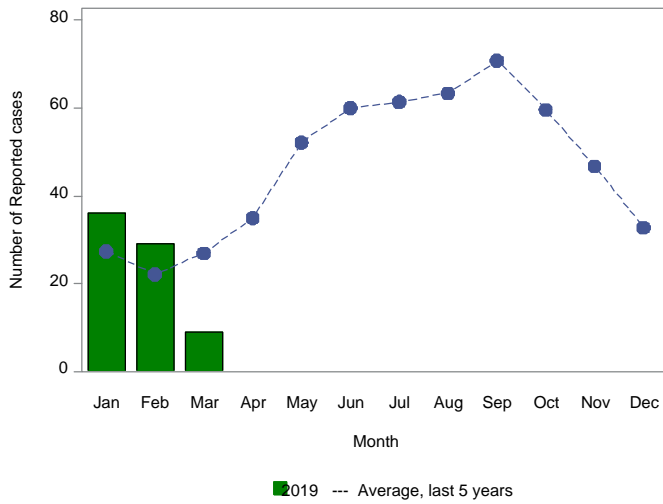
This report is prepared by the Epidemiology and Response Division (ERD) Infectious Disease Epidemiology Bureau (IDEB) for notifiable infectious diseases reported through the New Mexico Electronic Disease Surveillance Systems (NM-EDSS). NM-EDSS is a web-based system used by public health staff throughout the state to track investigations of suspected, probable and confirmed cases of notifiable infectious diseases. Data for the current year are provisional and subject to change upon the completion of ongoing disease investigations. Data for prior years are also subject to minor revisions due to corrections or identification of historical cases. Questions regarding the content of this report should be referred to the IDEB Surveillance Team at 505-827-0006.

Sexually Transmitted Diseases, Tuberculosis and HIV/AIDS data are currently reported through other systems. For information on these diseases, contact the responsible programs directly: Sexually Transmitted Diseases, 505-476-3611, Tuberculosis, 505-827-2500, HIV/AIDS, 505-476-3515.

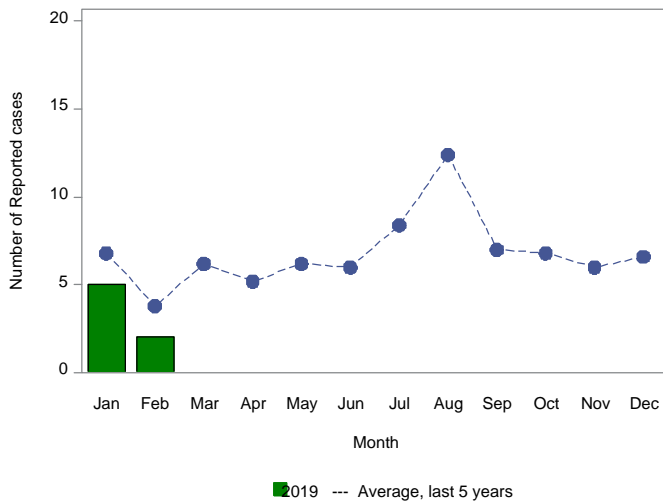
Monthly Trends for Selected Notifiable Infectious Diseases As of March 09, 2019

Includes probable and confirmed cases only.
Data for the current year are provisional and may change significantly upon the completion of ongoing investigations.
Data for prior years are also subject to minor revisions due to corrections or identification of historical cases.

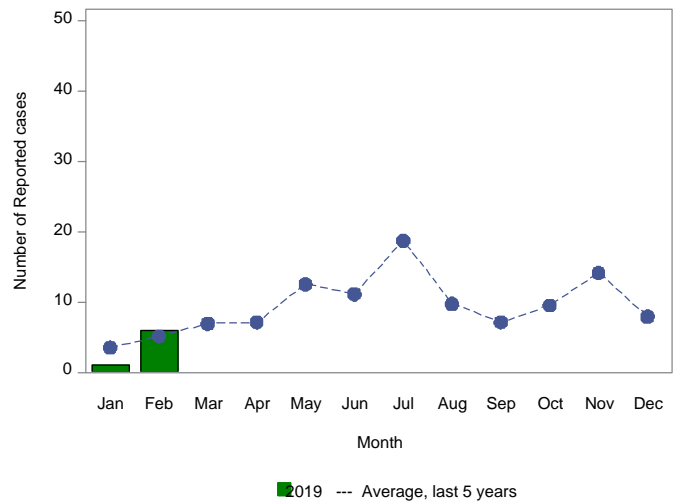
Number of Reported Cases of Campylobacteriosis by Month



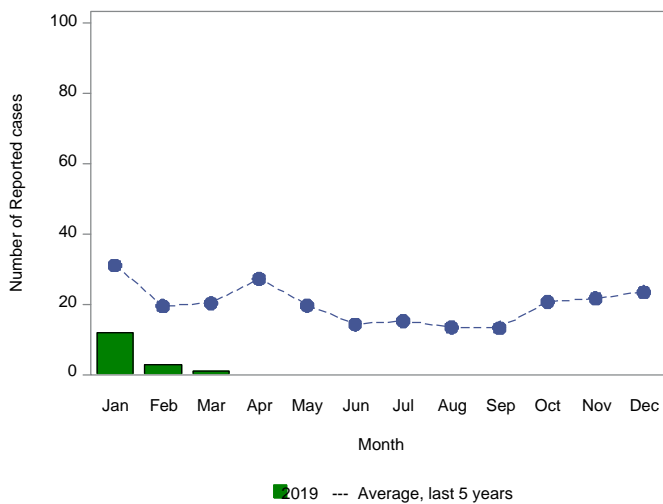
Number of Reported Cases of Giardiasis by Month



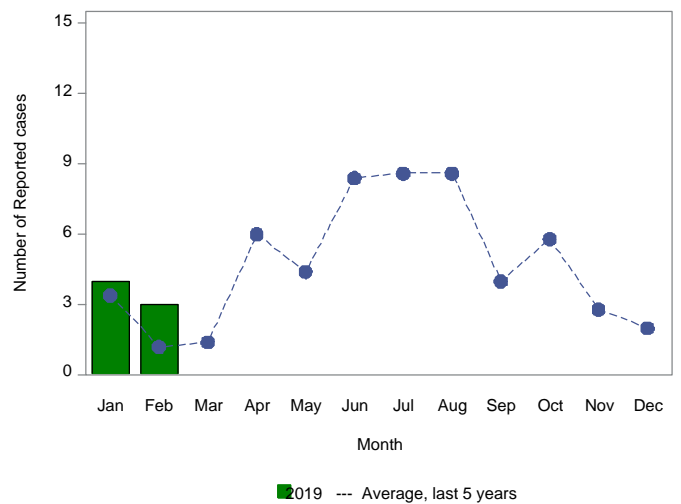
Number of Reported Cases of Shigellosis by Month



Number of Reported Cases of Pertussis by Month



Number of Reported Cases of Shiga toxin-producing E. coli by Month



Summary of Notifiable Infectious Diseases Reported to the New Mexico Electronic Disease Surveillance System (NM-EDSS) As of March 09, 2019

Includes probable and confirmed cases only.
Data for the current year are provisional and may change significantly upon the completion of ongoing investigations.
Data for prior years are also subject to minor revisions due to corrections or identification of historical cases.

Condition	This week	5-year weekly average	Week diff	Last 4 weeks	5-year 4-week average	Last 4 weeks diff	YTD 2019	5-year YTD average	YTD diff	Total 2018	Total 2017
Acute flaccid myelitis	0	0	0	0	0	0	0	0	0	1	0
Amebiasis	0	0	0	0	0	0	0	0	0	0	0
Botulism, foodborne	0	0	0	0	0	0	0	0	0	0	0
Botulism, infant	0	0	0	0	0	0	0	0	0	0	0
Botulism, wound	0	0	0	0	0	0	0	0	0	1	1
Brucellosis	0	0	0	0	0	0	0	0	0	0	0
Campylobacteriosis	8	6	2	30	22	8	78	59	19	615	788
Carbapenem Resistant Enterobacteriaceae	0	0	0	2	1	1	3	1	2	33	13
Chikungunya	0	0	0	0	0	0	0	0	0	1	0
Cholera	0	0	0	0	0	0	0	0	0	0	0
Coccidioidomycosis	0	1	-1	0	3	-3	8	7	1	56	25
Colorado tick fever	0	0	0	0	0	0	0	0	0	0	0
Cryptosporidiosis	0	1	-1	0	3	-3	3	8	-5	86	122
Cyclosporiasis	0	0	0	0	0	0	0	0	0	2	4
Cysticercosis (Taenia solium)	0	0	0	0	0	0	0	0	0	3	0
Dengue Fever	0	0	0	0	0	0	0	1	-1	1	0
Ehrlichiosis, chaffeensis	0	0	0	0	0	0	0	0	0	0	0
Giardiasis	0	1	-1	1	4	-3	8	12	-4	62	80
Group A Streptococcus, invasive	1	5	-4	16	21	-5	54	53	1	357	313
Group B Streptococcus, invasive	1	5	-4	19	18	1	39	45	-6	216	250
Haemophilus influenzae, invasive	0	1	-1	0	5	-5	12	13	-1	58	48
Hansen disease (Leprosy)	0	0	0	0	0	0	0	0	0	0	0
Hantavirus pulmonary syndrome	0	0	0	0	0	0	0	1	-1	0	5
Hemolytic uremic synd.postdiarrheal	0	0	0	0	0	0	0	0	0	2	0
Hepatitis A, acute	0	0	0	7	0	7	31	1	30	21	4
Hepatitis B Viral Infection, Perinatal	0	0	0	0	0	0	0	0	0	0	0
Hepatitis B virus infection, Chronic	3	3	0	10	12	-2	31	27	4	164	141
Hepatitis B, acute	0	0	0	0	0	0	1	0	1	4	1
Hepatitis C Virus Infection, chronic or resolved*	0	65	-65	12	261	-249	56	648	-592	1368	1809
Hepatitis C, acute	0	1	-1	1	2	-1	3	6	-3	27	35
Hepatitis E, acute	0	0	0	0	0	0	0	0	0	0	0
Influenza-associated Pediatric Mortality	0	0	0	0	0	0	0	1	-1	4	0
Legionellosis	0	0	0	0	1	-1	1	1	0	23	13
Listeriosis	0	0	0	0	0	0	0	0	0	4	2
Lyme disease	0	0	0	0	0	0	0	0	0	2	3
Malaria	0	0	0	0	0	0	0	0	0	4	1

*Data are affected by significant reporting delays

Summary of Notifiable Infectious Diseases Reported to the New Mexico Electronic Disease Surveillance System (NM-EDSS) As of March 09, 2019

Includes probable and confirmed cases only.
Data for the current year are provisional and may change significantly upon the completion of ongoing investigations.
Data for prior years are also subject to minor revisions due to corrections or identification of historical cases.

Condition	This week	5-year weekly average	Week diff	Last 4 weeks	5-year 4-week average	Last 4 weeks diff	YTD 2019	5-year YTD average	YTD diff	Total 2018	Total 2017
Measles (Rubeola)	0	0	0	0	0	0	0	0	0	0	0
Mumps	0	0	0	0	0	0	0	0	0	6	1
Necrotizing Fasciitis	0	0	0	0	1	-1	1	3	-2	9	3
Neisseria meningitidis, invasive (Mening. disease)	0	0	0	1	0	1	1	1	0	1	2
Pertussis	2	4	-2	2	18	-16	18	57	-39	239	198
Plague	0	0	0	0	0	0	0	0	0	0	4
Q fever	0	0	0	0	0	0	0	1	-1	5	0
Rabies, animal	0	0	0	1	0	1	2	0	2	15	13
Relapsing Fever (tick-borne)	0	0	0	0	0	0	0	0	0	0	0
Rubella	0	0	0	0	0	0	0	0	0	0	0
Salmonellosis (2018 only)	0	0	0	0	2	-2	3	8	-5	420	1
Salmonellosis - prior to 2018	0	3	-3	0	10	-10	0	31	-31	0	354
Salmonellosis, excluding S. typhi and S. paratyphi	1	0	1	11	0	11	36	0	36	0	0
Shiga toxin-producing Escherichia coli (STEC)	0	0	0	3	1	2	8	5	3	108	43
Shigellosis	2	1	1	5	6	-1	7	12	-5	65	131
Spotted Fever Rickettsiosis	0	0	0	0	0	0	0	0	0	3	3
Strep pneumoniae, invasive	2	10	-8	27	44	-17	95	102	-7	294	308
Streptococcal toxic-shock syndrome	0	0	0	0	0	0	0	0	0	0	0
Tetanus	0	0	0	0	0	0	0	0	0	0	0
Toxic-shock syndrome, staphylococcal	0	0	0	0	0	0	1	0	1	0	0
Tularemia, Human	0	0	0	0	0	0	0	0	0	1	5
Typhoid fever (Salmonella typhi) - 2018 and prior	0	0	0	0	0	0	0	0	0	0	1
Varicella (Chickenpox)	1	2	-1	2	9	-7	10	18	-8	60	70
Vibrio parahaemolyticus	0	0	0	0	0	0	0	0	0	0	0
Vibrio spp., non-toxigenic, other or unspecified	0	0	0	0	0	0	0	0	0	0	0
Vibrio vulnificus infection	0	0	0	0	0	0	0	0	0	0	0
Vibriosis (non-cholera Vibrio species infections)	0	0	0	0	0	0	0	1	-1	13	3
West Nile virus neuroinvasive disease	0	0	0	0	0	0	0	0	0	5	20
West Nile virus non-neuroinvasive disease	0	0	0	0	0	0	0	0	0	2	13
Yersiniosis (non pestis)	0	0	0	1	1	0	1	1	0	7	10
Zika virus disease, non-congenital	0	0	0	0	0	0	0	0	0	0	0

*Data are affected by significant reporting delays