

**New Mexico Department of Health
2014 Weekly Infectious Disease Report
Week 21
May 18, 2014 - May 24, 2014**



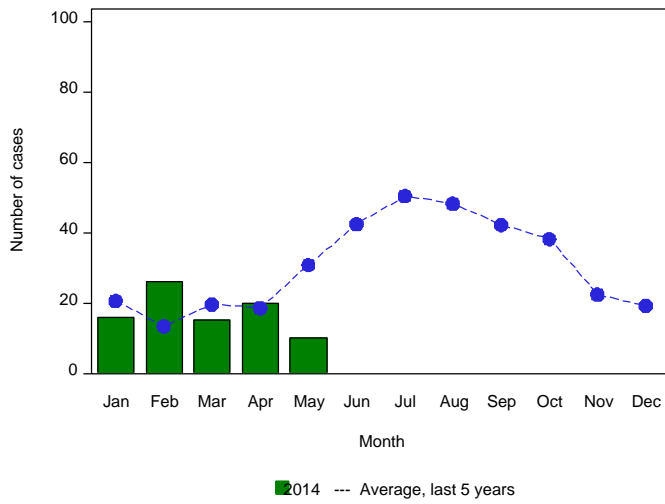
This report is prepared by the Infectious Disease Epidemiology Bureau (IDEB) for notifiable infectious diseases reported through the New Mexico Electronic Disease Surveillance Systems (NM-EDSS). NM-EDSS is a web-based system used by public health staff throughout the state to track investigations of suspected, probable and confirmed cases of notifiable infectious diseases. Data for the current year are provisional and subject to change upon the completion of ongoing disease investigations. Data for prior years are also subject to minor revisions due to corrections or identification of historical cases. Questions regarding the content of this report should be referred to the IDEB Surveillance Team at 505-827-0006.

Sexually Transmitted Diseases, Tuberculosis and HIV/AIDS data are currently reported through other systems. For information on these diseases, contact the responsible programs directly: Sexually Transmitted Diseases, 505-476-3611, Tuberculosis, 505-827-2500, HIV/AIDS, 505-476-3515.

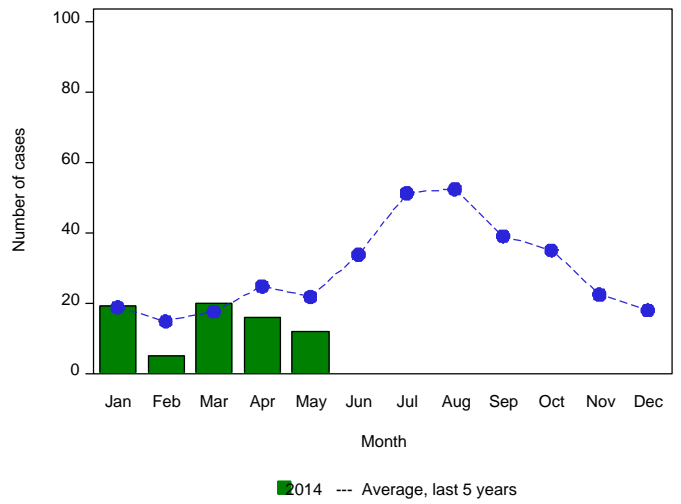
Monthly Trends for Selected Notifiable Infectious Diseases As of May 24, 2014

Includes probable and confirmed cases only.
Data for the current year are provisional and may change significantly upon the completion of ongoing investigations.
Data for prior years are also subject to minor revisions due to corrections or identification of historical cases.

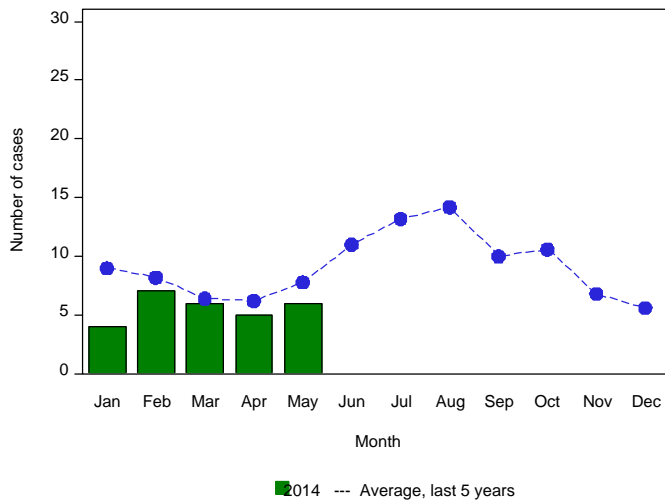
Incidence of Campylobacteriosis by Month



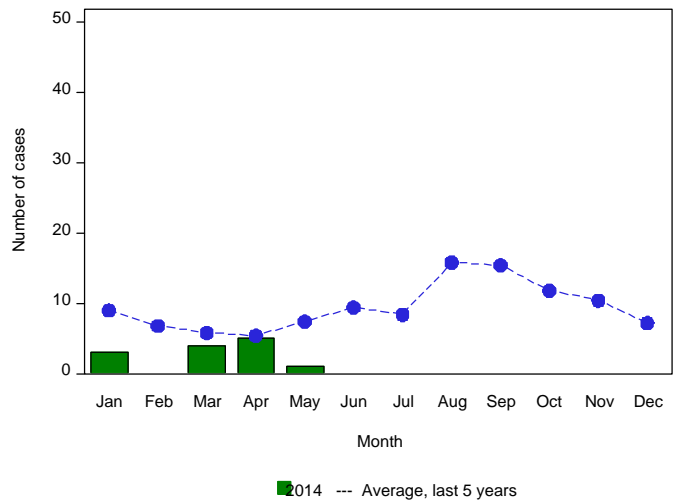
Incidence of Salmonellosis by Month



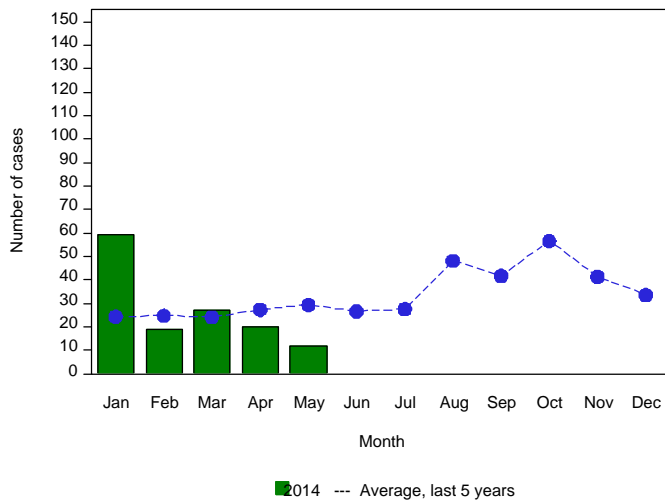
Incidence of Giardiasis by Month



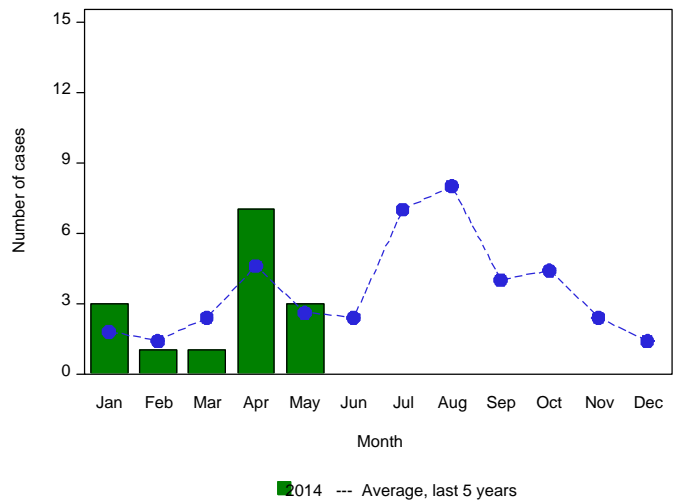
Incidence of Shigellosis by Month



Incidence of Pertussis by Month



Incidence of Shiga toxin-producing E. coli by Month



Summary of Notifiable Infectious Diseases Reported to the New Mexico Electronic Disease Surveillance System (NM-EDSS) As of May 24, 2014

Includes probable and confirmed cases only.
Data for the current year are provisional and may change significantly upon the completion of ongoing investigations.
Data for prior years are also subject to minor revisions due to corrections or identification of historical cases.

Condition	This week	5-year weekly average	Week diff	Last 4 weeks	5-year 4-week average	Last 4 weeks diff	YTD 2014	5-year YTD average	YTD diff	Total 2013	Total 2012
Amebiasis	0	0	0	0	0	0	0	0	0	1	0
Botulism, foodborne	0	0	0	0	0	0	0	0	0	0	0
Botulism, infant	0	0	0	0	0	0	0	0	0	3	2
Brucellosis	0	0	0	0	0	0	0	0	0	0	0
Campylobacteriosis	4	8	-4	12	28	-16	90	98	-8	338	331
Cholera	0	0	0	0	0	0	0	0	0	0	0
Coccidioidomycosis	0	1	-1	0	5	-5	4	25	-21	30	39
Cryptosporidiosis	2	2	0	5	8	-3	28	37	-9	49	94
Cyclosporiasis	0	0	0	0	0	0	0	0	0	0	0
Cysticercosis (Taenia solium)	0	0	0	0	0	0	1	0	1	2	1
Dengue Fever	0	0	0	0	0	0	0	0	0	0	0
Ehrlichiosis, chaffeensis	0	0	0	0	0	0	0	0	0	0	0
Giardiasis	0	2	-2	6	7	-1	29	36	-7	99	100
Group A Streptococcus, invasive	1	2	-1	13	10	3	81	61	20	137	135
Group B Streptococcus, invasive	0	4	-4	10	18	-8	76	80	-4	229	238
Haemophilus influenzae, invasive	0	1	-1	3	3	0	26	22	4	48	47
Hantavirus pulmonary syndrome	0	0	0	0	1	-1	0	2	-2	3	1
Hemolytic uremic synd,postdiarrheal	0	0	0	0	0	0	0	1	-1	3	0
Hepatitis A, acute	2	0	2	2	2	0	5	5	0	21	11
Hepatitis B Viral Infection, Perinatal	0	0	0	0	0	0	1	0	1	0	0
Hepatitis B virus infection, Chronic	0	2	-2	5	11	-6	44	57	-13	120	127
Hepatitis B, acute	0	0	0	0	0	0	0	2	-2	3	3
Hepatitis C Virus Infection, chronic or resolved*	0	49	-49	49	202	-153	441	1106	-665	866	3553
Hepatitis C, acute	0	0	0	0	1	-1	6	6	0	12	21
Hepatitis E, acute	0	0	0	0	0	0	0	0	0	0	0
Legionellosis	0	0	0	0	1	-1	0	2	-2	11	9
Listeriosis	0	0	0	0	0	0	0	1	-1	3	5
Lyme disease	0	0	0	0	0	0	0	0	0	6	1
Malaria	0	0	0	0	0	0	0	1	-1	1	2
Measles (Rubeola)	0	0	0	0	0	0	0	1	-1	0	2
Mumps	0	0	0	0	0	0	0	0	0	1	0
Necrotizing Fasciitis	0	0	0	1	1	0	6	2	4	24	14
Neisseria meningitidis, invasive (Mening. disease)	0	0	0	0	0	0	1	2	-1	2	5
Pertussis	6	6	0	20	27	-7	142	126	16	613	898
Plague	0	0	0	0	1	-1	1	1	0	4	1
Q fever	0	0	0	1	0	1	1	1	0	2	1
Rabies, animal	0	0	0	0	1	-1	0	12	-12	11	47
Rubella	0	0	0	0	0	0	0	0	0	1	0
Salmonellosis	6	6	0	15	22	-7	76	96	-20	350	335
Shiga toxin-producing Escherichia coli (STEC)	0	1	-1	8	3	5	16	12	4	30	56
Shigellosis	1	2	-1	3	7	-4	13	34	-21	60	108

*Data are affected by significant reporting delays

Summary of Notifiable Infectious Diseases Reported to the New Mexico Electronic Disease Surveillance System (NM-EDSS) As of May 24, 2014

Includes probable and confirmed cases only.

Data for the current year are provisional and may change significantly upon the completion of ongoing investigations.
Data for prior years are also subject to minor revisions due to corrections or identification of historical cases.

Condition	This week	5-year weekly average	Week diff	Last 4 weeks	5-year 4-week average	Last 4 weeks diff	YTD 2014	5-year YTD average	YTD diff	Total 2013	Total 2012
Spotted Fever Rickettsiosis	0	0	0	0	0	0	1	1	0	4	4
Strep pneumoniae, invasive	2	6	-4	11	26	-15	165	180	-15	328	275
Streptococcal toxic-shock syndrome	0	0	0	0	0	0	0	0	0	0	0
Tetanus	0	0	0	0	0	0	0	0	0	1	1
Tularemia, Human	0	0	0	0	1	-1	0	1	-1	4	1
Typhoid fever (Salmonella typhi)	0	0	0	0	0	0	0	0	0	1	1
Varicella (Chickenpox)	0	1	-1	6	7	-1	45	50	-5	66	99
Vibrio parahaemolyticus	0	0	0	0	0	0	0	0	0	0	1
Vibrio spp., non-toxigenic, other or unspecified	0	0	0	0	0	0	0	0	0	3	0
Vibrio vulnificus infection	0	0	0	0	0	0	0	0	0	0	1
West Nile virus neuroinvasive disease	0	0	0	0	0	0	0	0	0	23	23
West Nile virus non-neuroinvasive disease	0	0	0	0	0	0	0	0	0	15	24
Yersiniosis	0	0	0	0	0	0	2	0	2	1	2

*Data are affected by significant reporting delays