



**New Mexico Department of Health
2022 Weekly Infectious Disease Report
Week 30
July 24, 2022 - July 30, 2022**

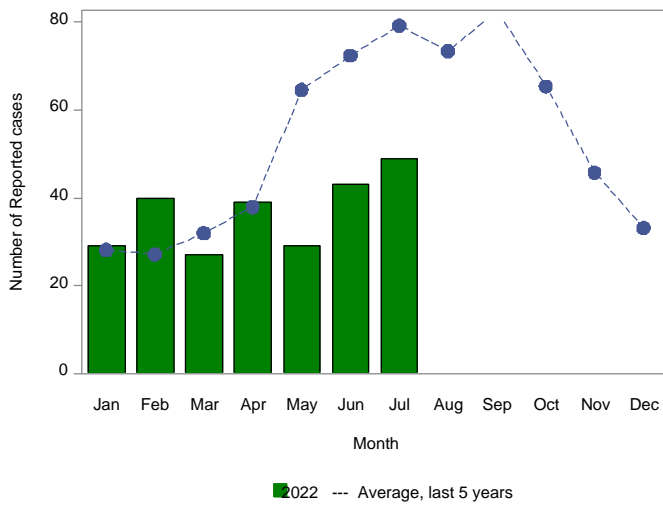
This report is prepared by the Epidemiology and Response Division (ERD) Infectious Disease Epidemiology Bureau (IDEB) for notifiable infectious diseases reported through the New Mexico Electronic Disease Surveillance Systems (NM-EDSS). NM-EDSS is a web-based system used by public health staff throughout the state to track investigations of suspected, probable and confirmed cases of notifiable infectious diseases. Data for the current year are provisional and subject to change upon the completion of ongoing disease investigations. Data for prior years are also subject to minor revisions due to corrections or identification of historical cases. Questions regarding the content of this report should be referred to the IDEB Surveillance Team at 505-827-0006.

Sexually Transmitted Diseases, Tuberculosis and HIV/AIDS data are currently reported through other systems. For information on these diseases, contact the responsible programs directly: Sexually Transmitted Diseases, 505-476-3611, Tuberculosis, 505-827-2500, HIV/AIDS, 505-476-3515.

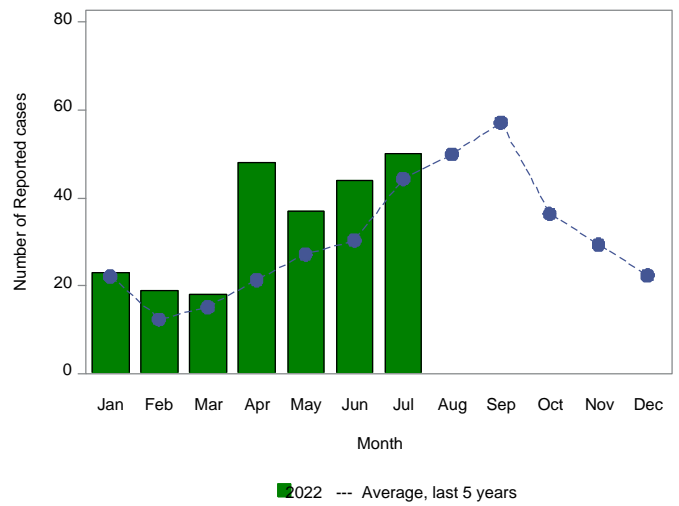
Monthly Trends for Selected Notifiable Infectious Diseases As of July 30, 2022

Includes probable and confirmed cases only.
Data for the current year are provisional and may change significantly upon the completion of ongoing investigations.
Data for prior years are also subject to minor revisions due to corrections or identification of historical cases.

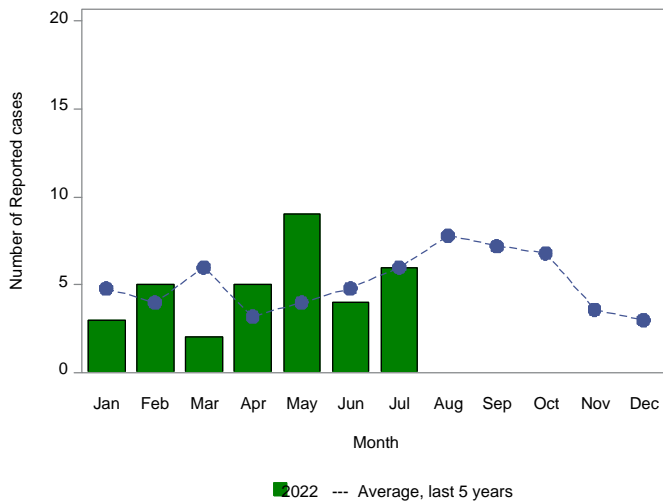
Number of Reported Cases of Campylobacteriosis by Month



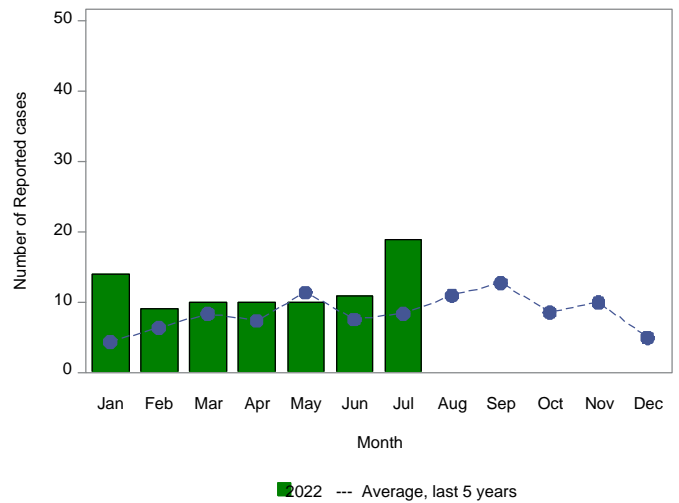
Number of Reported Cases of Salmonellosis by Month



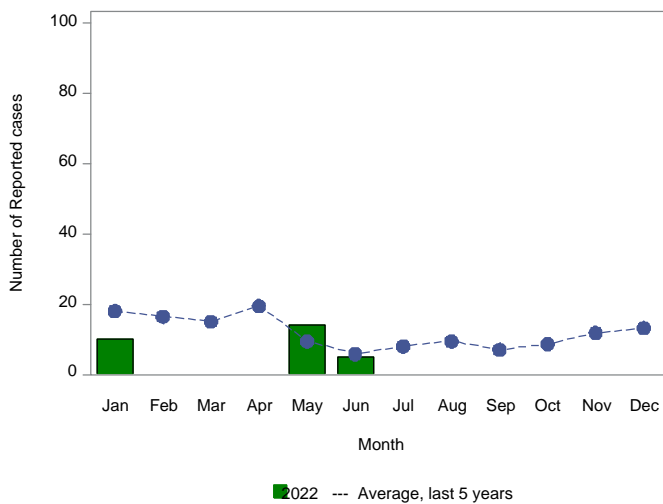
Number of Reported Cases of Giardiasis by Month



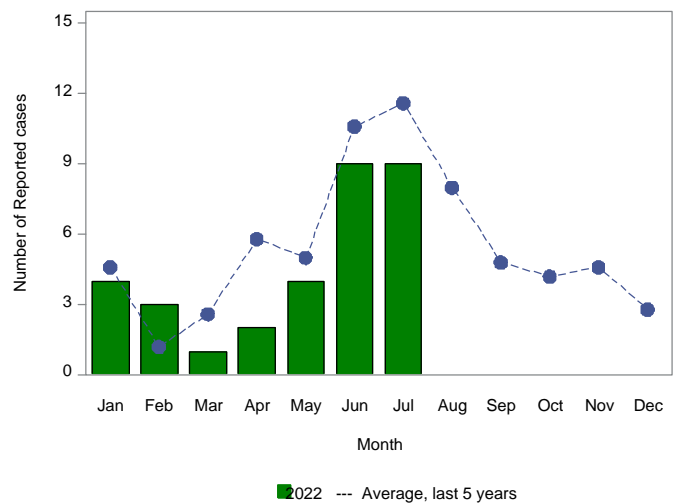
Number of Reported Cases of Shigellosis by Month



Number of Reported Cases of Pertussis by Month



Number of Reported Cases of Shiga toxin-producing E. coli by Month



Summary of Notifiable Infectious Diseases Reported to the New Mexico Electronic Disease Surveillance System (NM-EDSS) As of July 30, 2022

Includes probable and confirmed cases only.
Data for the current year are provisional and may change significantly upon the completion of ongoing investigations.
Data for prior years are also subject to minor revisions due to corrections or identification of historical cases.

Condition	This week	5-year weekly average	Week diff	Last 4 weeks	5-year 4-week average	Last 4 weeks diff	YTD 2022	5-year YTD average	YTD diff	Total 2021	Total 2020
2019 Corona Virus	4992	936	4056	20481	2765	17716	206059	16390	189669	204325	149594
Acute flaccid myelitis	0	0	0	0	0	0	0	0	0	0	0
Amebiasis	0	0	0	0	0	0	0	0	0	0	0
Botulism, foodborne	0	0	0	0	0	0	0	0	0	0	0
Botulism, infant	0	0	0	0	0	0	0	1	-1	2	1
Botulism, wound	0	0	0	0	0	0	0	1	-1	5	1
Brucellosis	0	0	0	0	0	0	1	0	1	2	0
Campylobacteriosis	7	18	-11	46	73	-27	250	333	-83	662	459
Chikungunya Virus	0	0	0	0	0	0	0	1	-1	1	0
Chikungunya non-neuroinvasive disease	0	0	0	0	0	0	1	0	1	0	0
Cholera	0	0	0	0	0	0	0	0	0	1	0
Colorado Tick Fever	0	0	0	0	0	0	0	0	0	0	0
Cryptosporidiosis	2	3	-1	8	9	-1	46	31	15	66	36
Cyclosporiasis	1	0	1	5	3	2	6	6	0	12	6
Cysticercosis (Taenia solium)	0	0	0	0	0	0	1	1	0	0	1
Dengue Fever	0	0	0	1	0	1	1	0	1	0	1
Ehrlichiosis, chaffeensis	0	0	0	0	0	0	0	0	0	0	0
Giardiasis	3	1	2	6	5	1	36	32	4	39	47
Group A Streptococcus, invasive	2	6	-4	19	26	-7	216	212	4	378	320
Group B Streptococcus, invasive	4	5	-1	16	18	-2	107	136	-29	212	230
Haemophilus influenzae, invasive	1	1	0	1	2	-1	22	25	-3	21	29
Hansen disease (Leprosy)	0	0	0	0	0	0	0	0	0	0	0
Hantavirus pulmonary syndrome	0	0	0	0	0	0	1	2	-1	1	1
Hemolytic uremic synd,postdiarrheal	0	0	0	0	0	0	0	1	-1	0	0
Hepatitis A, acute	0	0	0	0	1	-1	2	26	-24	7	9
Hepatitis B Viral Infection, Perinatal	0	0	0	0	0	0	0	0	0	1	0
Hepatitis B virus infection, Chronic	0	3	-3	5	10	-5	102	78	24	130	104
Hepatitis B, acute	0	0	0	0	0	0	1	2	-1	3	1
Hepatitis C Virus Infection, chronic or resolved*	23	47	-24	131	178	-47	1106	1149	-43	599	394
Hepatitis C, acute	0	0	0	0	1	-1	13	9	4	0	1
Hepatitis E, acute	1	0	1	1	0	1	2	0	2	0	0
Influenza-associated Pediatric Mortality	0	0	0	0	0	0	1	2	-1	0	3
Legionellosis	0	1	-1	0	2	-2	11	9	2	22	17
Listeriosis	0	0	0	0	0	0	2	1	1	3	4
Lyme disease	0	0	0	0	1	-1	0	3	-3	2	0
Malaria	0	0	0	0	0	0	1	1	0	1	1

*Data are affected by significant reporting delays

Summary of Notifiable Infectious Diseases Reported to the New Mexico Electronic Disease Surveillance System (NM-EDSS) As of July 30, 2022

Includes probable and confirmed cases only.
Data for the current year are provisional and may change significantly upon the completion of ongoing investigations.
Data for prior years are also subject to minor revisions due to corrections or identification of historical cases.

Condition	This week	5-year weekly average	Week diff	Last 4 weeks	5-year 4-week average	Last 4 weeks diff	YTD 2022	5-year YTD average	YTD diff	Total 2021	Total 2020
Measles (Rubeola)	0	0	0	0	0	0	0	0	0	1	0
Monkeypox	2	0	2	9	0	9	9	0	9	0	0
Multisystem Inflammatory Syndrome assoc COVID19	0	0	0	0	0	0	0	2	-2	7	3
Mumps	0	0	0	0	0	0	1	4	-3	4	0
Necrotizing Fasciitis	0	0	0	0	0	0	2	4	-2	5	6
Neisseria meningitidis, invasive (Mening. disease)	0	0	0	0	0	0	0	1	-1	1	0
Pertussis	0	2	-2	0	8	-8	29	95	-66	31	62
Plague	0	0	0	0	0	0	0	1	-1	1	4
Q fever	0	0	0	0	0	0	0	2	-2	3	1
Rabies, animal	0	1	-1	1	2	-1	7	9	-2	8	19
Relapsing Fever (tick-borne)	0	0	0	0	0	0	0	0	0	0	0
Rubella	0	0	0	0	0	0	0	0	0	0	0
Salmonellosis	12	11	1	49	38	11	240	169	71	388	298
Shiga toxin-producing Escherichia coli (STEC)	2	2	0	9	10	-1	32	40	-8	40	37
Shigellosis	5	2	3	20	7	13	85	54	31	123	53
Spotted Fever Rickettsiosis	0	0	0	0	1	-1	0	1	-1	0	3
Strep pneumoniae, invasive	2	2	0	9	11	-2	195	176	19	189	188
Streptococcal toxic-shock syndrome	0	0	0	0	0	0	0	0	0	0	0
Tetanus	0	0	0	0	0	0	0	0	0	0	0
Toxic-shock syndrome, staphylococcal	0	0	0	0	0	0	0	0	0	0	0
Tularemia, Human	0	0	0	0	0	0	0	2	-2	0	1
Typhoid Fever (S. enteritica typhi)	0	0	0	0	0	0	0	0	0	4	0
Typhoid fever (Salmonella typhi) - 2018 and prior	0	0	0	0	0	0	0	0	0	0	0
Varicella (Chickenpox)	1	0	1	5	2	3	23	34	-11	21	20
Vibriosis	0	0	0	1	1	0	3	3	0	5	4
West Nile virus neuroinvasive disease	0	1	-1	0	1	-1	0	1	-1	30	7
West Nile virus non-neuroinvasive disease	0	0	0	0	0	0	0	0	0	4	1
Yersiniosis (non pestis)	0	0	0	0	0	0	3	4	-1	7	4
Zika virus disease, non-congenital	0	0	0	0	0	0	0	0	0	0	0

*Data are affected by significant reporting delays