



**New Mexico Department of Health
2023 Weekly Infectious Disease Report
Week 7
February 12, 2023 - February 18, 2023**

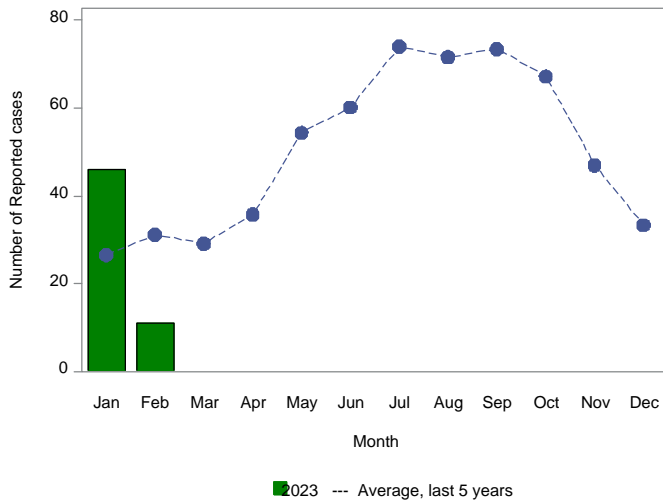
This report is prepared by the Epidemiology and Response Division (ERD) Infectious Disease Epidemiology Bureau (IDEB) for notifiable infectious diseases reported through the New Mexico Electronic Disease Surveillance Systems (NM-EDSS). NM-EDSS is a web-based system used by public health staff throughout the state to track investigations of suspected, probable and confirmed cases of notifiable infectious diseases. Data for the current year are provisional and subject to change upon the completion of ongoing disease investigations. Data for prior years are also subject to minor revisions due to corrections or identification of historical cases. Questions regarding the content of this report should be referred to the IDEB Surveillance Team at 505-827-0006.

Sexually Transmitted Diseases, Tuberculosis and HIV/AIDS data are currently reported through other systems. For information on these diseases, contact the responsible programs directly: Sexually Transmitted Diseases, 505-476-3611, Tuberculosis, 505-827-2500, HIV/AIDS, 505-476-3515.

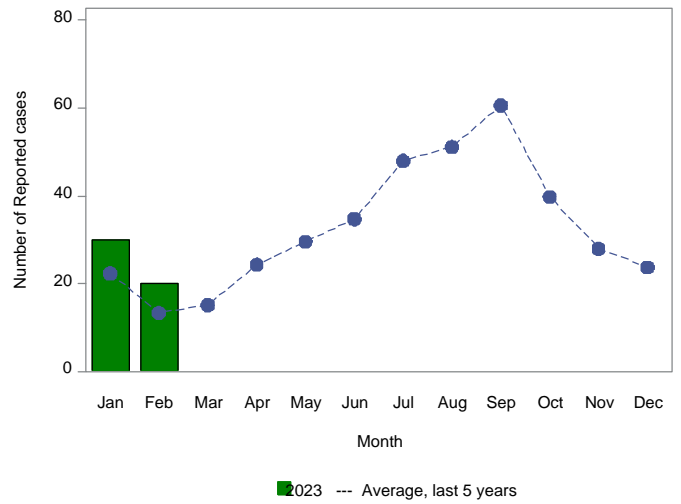
Monthly Trends for Selected Notifiable Infectious Diseases As of February 18, 2023

Includes probable and confirmed cases only.
Data for the current year are provisional and may change significantly upon the completion of ongoing investigations.
Data for prior years are also subject to minor revisions due to corrections or identification of historical cases.

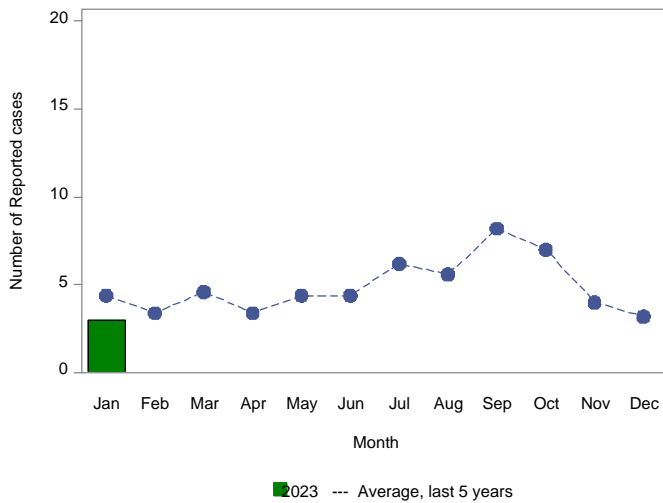
Number of Reported Cases of Campylobacteriosis by Month



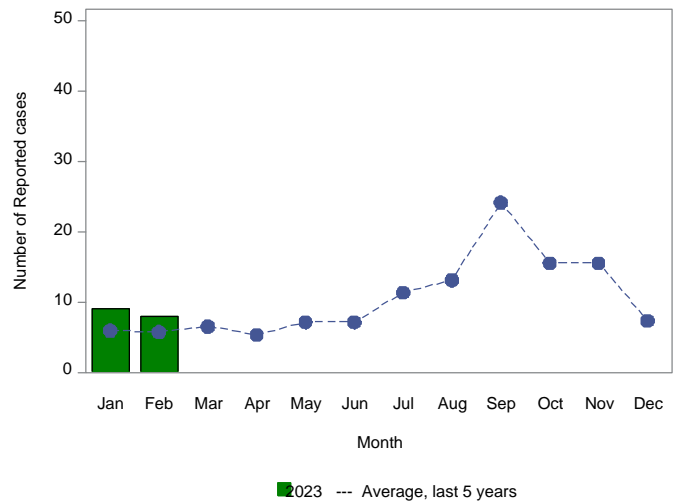
Number of Reported Cases of Salmonellosis by Month



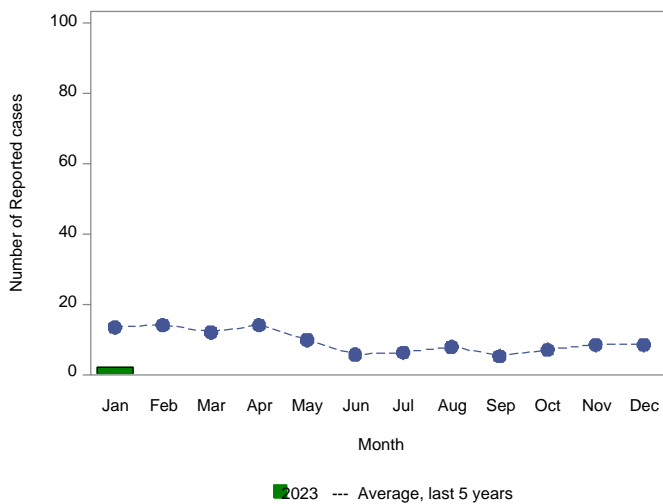
Number of Reported Cases of Giardiasis by Month



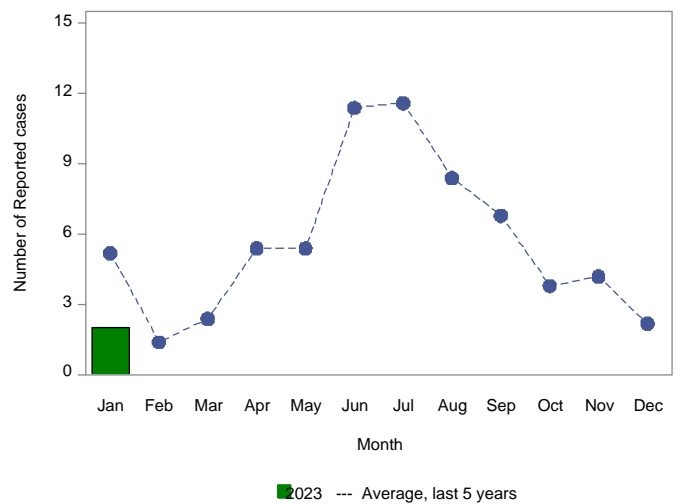
Number of Reported Cases of Shigellosis by Month



Number of Reported Cases of Pertussis by Month



Number of Reported Cases of Shiga toxin-producing E. coli by Month



Summary of Notifiable Infectious Diseases Reported to the New Mexico Electronic Disease Surveillance System (NM-EDSS) As of February 18, 2023

Includes probable and confirmed cases only.
Data for the current year are provisional and may change significantly upon the completion of ongoing investigations.
Data for prior years are also subject to minor revisions due to corrections or identification of historical cases.

Condition	This week	5-year weekly average	Week diff	Last 4 weeks	5-year 4-week average	Last 4 weeks diff	YTD 2023	5-year YTD average	YTD diff	Total 2022	Total 2021
2019 Corona Virus	1260	1875	-615	4242	14463	-10221	8347	36944	-28597	303226	209337
Acute flaccid myelitis	0	0	0	0	0	0	0	0	0	0	0
Amebiasis	0	0	0	0	0	0	0	0	0	0	0
Botulism, foodborne	0	0	0	0	0	0	0	0	0	0	0
Botulism, infant	0	0	0	0	0	0	0	0	0	2	2
Botulism, wound	0	0	0	0	0	0	0	0	0	1	5
Brucellosis	0	0	0	0	0	0	0	0	0	1	2
Campylobacteriosis	4	7	-3	24	28	-4	53	47	6	594	663
Chikungunya Virus	0	0	0	0	0	0	0	0	0	0	1
Chikungunya non-neuroinvasive disease	0	0	0	0	0	0	0	0	0	2	0
Cholera	0	0	0	0	0	0	0	0	0	0	1
Colorado Tick Fever	0	0	0	0	0	0	0	0	0	0	0
Cryptosporidiosis	1	0	1	2	2	0	4	5	-1	82	66
Cyclosporiasis	0	0	0	0	0	0	0	0	0	7	12
Cysticercosis (Taenia solium)	0	0	0	0	0	0	0	0	0	3	0
Dengue Fever	0	0	0	0	0	0	0	0	0	3	0
Ehrlichiosis, chaffeensis	0	0	0	0	0	0	0	0	0	0	0
Giardiasis	0	1	-1	2	3	-1	4	6	-2	67	41
Group A Streptococcus, invasive	8	7	1	27	32	-5	47	60	-13	371	402
Group B Streptococcus, invasive	3	5	-2	16	18	-2	23	31	-8	193	219
Haemophilus influenzae, invasive	0	1	-1	2	4	-2	6	8	-2	38	21
Hansen disease (Leprosy)	0	0	0	0	0	0	0	0	0	0	0
Hantavirus pulmonary syndrome	0	0	0	0	0	0	1	0	1	2	1
Hemolytic uremic synd.postdiarrheal	0	0	0	0	0	0	0	0	0	0	0
Hepatitis A, acute	0	1	-1	0	5	-5	1	6	-5	7	7
Hepatitis B Viral Infection, Perinatal	0	0	0	0	0	0	2	0	2	0	1
Hepatitis B virus infection, Chronic	26	3	23	79	10	69	91	18	73	141	131
Hepatitis B, acute	1	0	1	4	0	4	10	0	10	4	3
Hepatitis C Virus Infection, chronic or resolved*	41	41	0	188	166	22	298	294	4	1811	756
Hepatitis C, acute	0	1	-1	1	2	-1	1	3	-2	23	0
Hepatitis Delta co- or super-infection, acute	0	0	0	0	0	0	0	0	0	0	0
Hepatitis E, acute	0	0	0	1	0	1	1	0	1	2	0
Influenza-associated Pediatric Mortality	0	0	0	0	1	-1	0	1	-1	1	0
Legionellosis	1	0	1	1	1	0	2	2	0	32	24
Listeriosis	0	0	0	0	0	0	0	0	0	2	3
Lyme disease	0	0	0	0	0	0	0	0	0	3	2

*Data are affected by significant reporting delays

Summary of Notifiable Infectious Diseases Reported to the New Mexico Electronic Disease Surveillance System (NM-EDSS) As of February 18, 2023

Includes probable and confirmed cases only.
Data for the current year are provisional and may change significantly upon the completion of ongoing investigations.
Data for prior years are also subject to minor revisions due to corrections or identification of historical cases.

Condition	This week	5-year weekly average	Week diff	Last 4 weeks	5-year 4-week average	Last 4 weeks diff	YTD 2023	5-year YTD average	YTD diff	Total 2022	Total 2021
Malaria	0	0	0	0	0	0	0	0	0	3	1
Measles (Rubeola)	0	0	0	0	0	0	0	0	0	0	1
Monkeypox	0	0	0	0	0	0	0	0	0	57	0
Multisystem Inflammatory Syndrome assoc COVID19	0	0	0	0	0	0	0	1	-1	0	7
Mumps	0	0	0	0	0	0	0	0	0	3	4
Necrotizing Fasciitis	0	0	0	0	0	0	0	1	-1	5	10
Neisseria meningitidis, invasive (Mening. disease)	0	0	0	0	0	0	0	0	0	0	1
Pertussis	0	3	-3	1	12	-11	2	23	-21	48	31
Plague	0	0	0	0	0	0	0	0	0	0	1
Q fever	0	0	0	0	0	0	0	0	0	0	3
Rabies, animal	0	0	0	0	0	0	1	1	0	11	8
Relapsing Fever (tick-borne)	0	0	0	0	0	0	0	0	0	0	0
Rubella	0	0	0	1	0	1	1	0	1	0	0
Salmonellosis	7	3	4	27	16	11	51	33	18	469	389
Shiga toxin-producing Escherichia coli (STEC)	0	1	-1	1	3	-2	2	7	-5	53	42
Shigellosis	2	1	1	9	6	3	17	10	7	252	125
Spotted Fever Rickettsiosis	0	0	0	0	0	0	0	0	0	0	0
Strep pneumoniae, invasive	12	7	5	36	31	5	73	61	12	350	191
Streptococcal toxic-shock syndrome	0	0	0	0	0	0	0	0	0	0	0
Tetanus	0	0	0	0	0	0	0	0	0	0	0
Toxic-shock syndrome, staphylococcal	0	0	0	0	0	0	0	0	0	0	0
Tularemia, Human	0	0	0	0	0	0	0	0	0	0	0
Typhoid Fever (S. enteritica typhi)	0	0	0	0	0	0	0	0	0	3	5
Typhoid fever (Salmonella typhi) - 2018 and prior	0	0	0	0	0	0	0	0	0	0	0
Varicella (Chickenpox)	1	1	0	4	4	0	5	6	-1	39	22
Vibriosis	0	0	0	0	0	0	0	1	-1	4	5
West Nile virus neuroinvasive disease	0	0	0	0	0	0	0	0	0	8	30
West Nile virus non-neuroinvasive disease	0	0	0	0	0	0	0	0	0	3	4
Yersiniosis (non pestis)	0	0	0	1	0	1	1	0	1	8	7
Zika virus disease, non-congenital	0	0	0	0	0	0	0	0	0	0	0

*Data are affected by significant reporting delays