



**New Mexico Department of Health
2023 Weekly Infectious Disease Report
Week 45
November 5, 2023 - November 11, 2023**

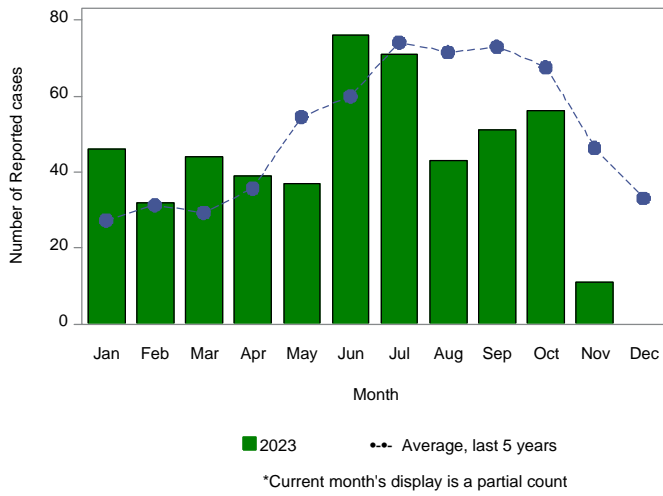
This report is prepared by the Epidemiology and Response Division (ERD) Infectious Disease Epidemiology Bureau (IDEB) for notifiable infectious diseases reported through the New Mexico Electronic Disease Surveillance Systems (NM-EDSS). NM-EDSS is a web-based system used by public health staff throughout the state to track investigations of suspected, probable and confirmed cases of notifiable infectious diseases. Data for the current year are provisional and subject to change upon the completion of ongoing disease investigations. Data for prior years are also subject to minor revisions due to corrections or identification of historical cases. Questions regarding the content of this report should be referred to the IDEB Surveillance Team at 505-827-0006.

Sexually Transmitted Diseases, Tuberculosis and HIV/AIDS data are currently reported through other systems. For information on these diseases, contact the responsible programs directly: Sexually Transmitted Diseases, 505-476-3636, Tuberculosis, 505-827-2471, HIV/AIDS, 505-476-3515.

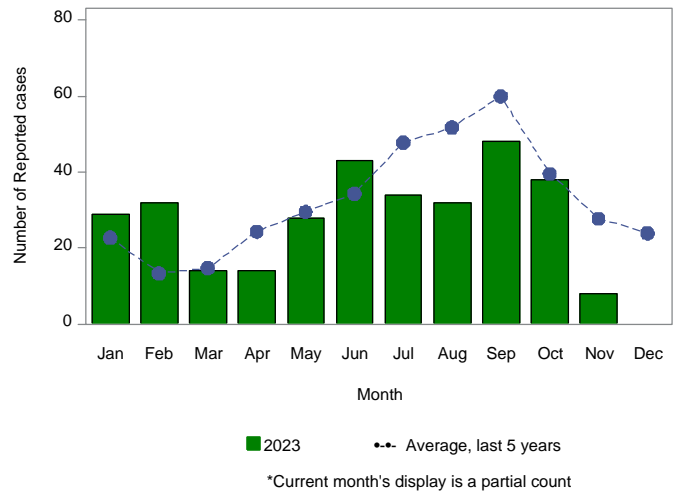
Monthly Trends for Selected Notifiable Infectious Diseases As of November 11, 2023

Includes probable and confirmed cases only.
Data for the current year are provisional and may change significantly upon the completion of ongoing investigations.
Data for prior years are also subject to minor revisions due to corrections or identification of historical cases.

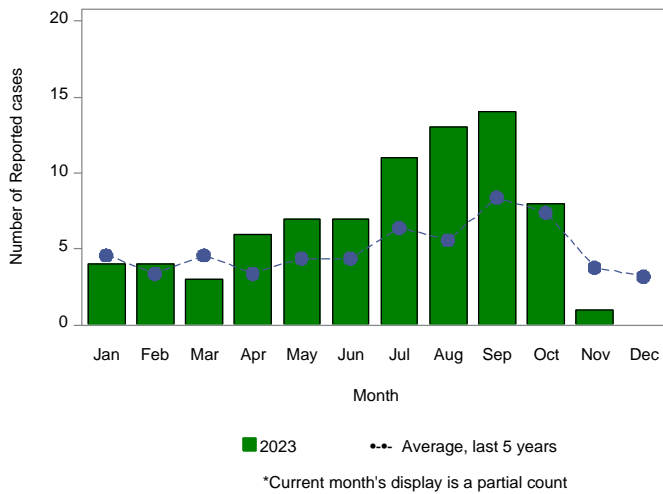
Number of Reported Cases of Campylobacteriosis by Month



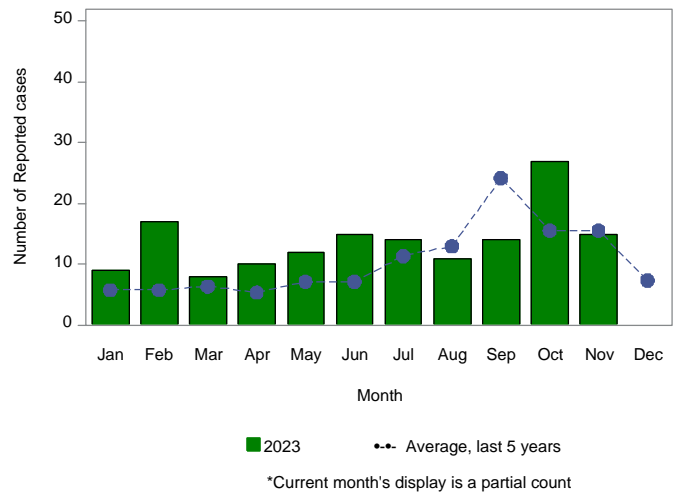
Number of Reported Cases of Salmonellosis by Month



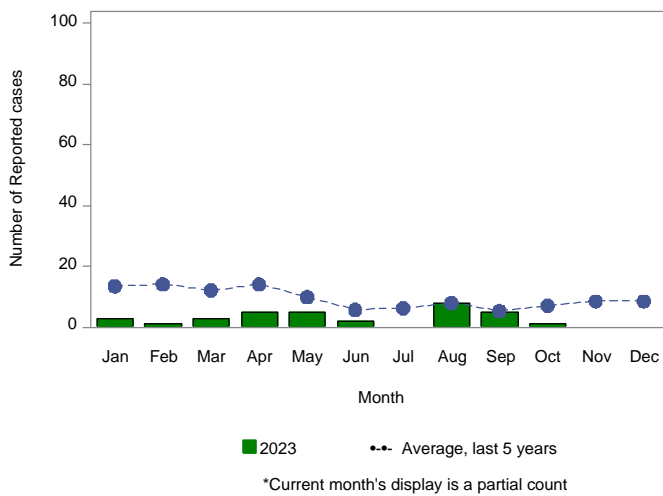
Number of Reported Cases of Giardiasis by Month



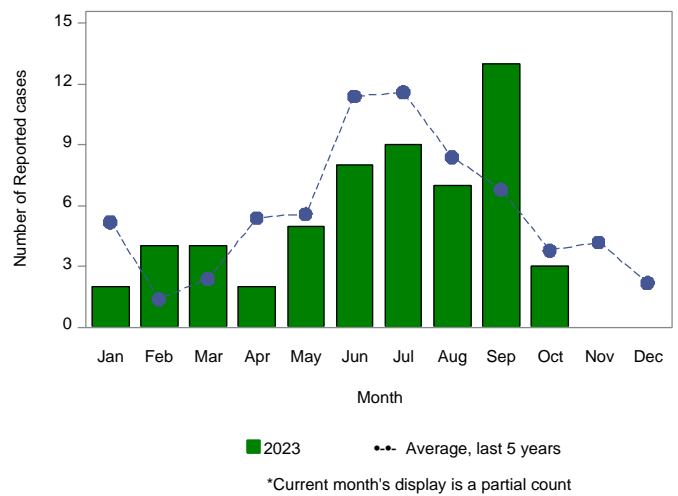
Number of Reported Cases of Shigellosis by Month



Number of Reported Cases of Pertussis by Month



Number of Reported Cases of Shiga toxin-producing E. coli by Month



Summary of Notifiable Infectious Diseases Reported to the New Mexico Electronic Disease Surveillance System (NM-EDSS) As of November 11, 2023

Includes probable and confirmed cases only.
Data for the current year are provisional and may change significantly upon the completion of ongoing investigations.
Data for prior years are also subject to minor revisions due to corrections or identification of historical cases.

Condition	This week	5-year weekly average	Week diff	Last 4 weeks	5-year 4-week average	Last 4 weeks diff	YTD 2023	5-year YTD average	YTD diff	Total 2022	Total 2021
2019 Corona Virus	2518	4442	-1924	8114	13874	-5760	45910	97700	-51790	302892	209902
Acute flaccid myelitis	0	0	0	0	0	0	0	0	0	0	0
Amebiasis	0	0	0	0	0	0	0	0	0	0	0
Anaplasma phagocytophilum	0	0	0	0	0	0	1	0	1	0	0
Botulism, foodborne	0	0	0	0	0	0	0	0	0	0	0
Botulism, infant	0	0	0	0	0	0	1	1	0	2	2
Botulism, wound	0	0	0	0	0	0	1	2	-1	1	4
Brucellosis	0	0	0	1	0	1	1	1	0	1	2
Campylobacteriosis	6	11	-5	35	52	-17	493	547	-54	592	681
Chikungunya Virus	0	0	0	0	0	0	0	1	-1	0	1
Chikungunya non-neuroinvasive disease	0	0	0	0	0	0	0	0	0	2	0
Cholera	0	0	0	0	0	0	1	0	1	0	2
Colorado Tick Fever	0	0	0	0	0	0	0	0	0	0	0
Cryptosporidiosis	1	1	0	7	6	1	63	67	-4	83	68
Cyclosporiasis	0	0	0	0	0	0	8	8	0	7	13
Cysticercosis (Taenia solium)	0	0	0	0	0	0	2	1	1	4	0
Dengue Fever	0	0	0	0	0	0	2	1	1	3	0
Ehrlichiosis, chaffeensis	0	0	0	0	0	0	0	0	0	0	0
Giardiasis	1	1	0	3	4	-1	78	54	24	66	44
Group A Streptococcus, invasive	7	6	1	28	25	3	384	353	31	516	471
Group B Streptococcus, invasive	1	5	-4	12	18	-6	190	215	-25	248	226
Haemophilus influenzae, invasive	2	0	2	3	2	1	45	34	11	41	21
Hansen disease (Leprosy)	0	0	0	0	0	0	0	0	0	0	0
Hantavirus pulmonary syndrome	0	0	0	0	0	0	7	2	5	3	1
Hemolytic uremic synd,postdiarrheal	0	0	0	0	0	0	2	1	1	0	0
Hepatitis A, acute	0	1	-1	0	3	-3	5	33	-28	7	7
Hepatitis B Viral Infection, Perinatal	0	0	0	0	0	0	2	1	1	0	1
Hepatitis B virus infection, Chronic	0	3	-3	2	12	-10	106	123	-17	170	131
Hepatitis B, acute	2	0	2	3	0	3	6	2	4	4	3
Hepatitis C Virus Infection, chronic or resolved*	54	53	1	215	227	-12	1995	2406	-411	2247	1968
Hepatitis C, acute	0	0	0	0	1	-1	5	12	-7	22	0
Hepatitis Delta co- or super-infection, acute	0	0	0	0	0	0	0	0	0	0	0
Hepatitis E, acute	0	0	0	0	0	0	1	1	0	2	0
Influenza-associated Pediatric Mortality	0	0	0	0	0	0	3	2	1	1	0
Legionellosis	2	0	2	4	3	1	28	22	6	32	23
Listeriosis	0	0	0	0	1	-1	3	2	1	2	3

*Data are affected by significant reporting delays

Summary of Notifiable Infectious Diseases Reported to the New Mexico Electronic Disease Surveillance System (NM-EDSS) As of November 11, 2023

Includes probable and confirmed cases only.
Data for the current year are provisional and may change significantly upon the completion of ongoing investigations.
Data for prior years are also subject to minor revisions due to corrections or identification of historical cases.

Condition	This week	5-year weekly average	Week diff	Last 4 weeks	5-year 4-week average	Last 4 weeks diff	YTD 2023	5-year YTD average	YTD diff	Total 2022	Total 2021
Lyme disease	0	0	0	0	0	0	7	3	4	3	2
Malaria	1	0	1	1	0	1	2	2	0	3	1
Measles (Rubeola)	0	0	0	0	0	0	0	0	0	0	1
Monkeypox	0	0	0	0	0	0	0	10	-10	57	0
Multisystem Inflammatory Syndrome assoc COVID19	0	0	0	0	0	0	0	1	-1	0	0
Mumps	0	0	0	0	1	-1	0	11	-11	2	4
Necrotizing Fasciitis	0	0	0	0	0	0	0	6	-6	7	11
Neisseria meningitidis, invasive (Mening. disease)	0	0	0	0	0	0	0	1	-1	0	1
Noroviruses	0	0	0	0	0	0	1	0	1	0	0
Pertussis	0	2	-2	0	8	-8	33	102	-69	48	31
Plague	0	0	0	0	0	0	0	1	-1	0	1
Q fever	0	0	0	0	0	0	0	2	-2	1	3
Rabies, animal	0	0	0	0	1	-1	16	15	1	11	8
Relapsing Fever (tick-borne)	0	0	0	0	0	0	0	0	0	0	0
Rubella	0	0	0	0	0	0	0	0	0	0	0
Salmonellosis	6	7	-1	33	34	-1	318	353	-35	470	397
Shiga toxin-producing Escherichia coli (STEC)	1	1	0	4	3	1	59	63	-4	53	43
Shigellosis	5	3	2	29	14	15	148	111	37	253	126
Spotted Fever Rickettsiosis	0	0	0	0	0	0	2	1	1	0	0
Strep pneumoniae, invasive	2	6	-4	28	22	6	305	242	63	420	194
Streptococcal toxic-shock syndrome	0	0	0	0	0	0	0	0	0	0	0
Tetanus	0	0	0	0	0	0	0	0	0	0	0
Toxic-shock syndrome, staphylococcal	0	0	0	0	0	0	0	0	0	0	0
Tularemia, Human	0	0	0	0	0	0	0	1	-1	0	0
Typhoid Fever (S. enteritica typhi)	0	0	0	0	0	0	4	1	3	3	5
Typhoid fever (Salmonella typhi) - 2018 and prior	0	0	0	0	0	0	0	0	0	0	0
Varicella (Chickenpox)	0	1	-1	0	4	-4	39	37	2	39	22
Vibriosis	0	0	0	1	0	1	1	6	-5	4	4
West Nile virus neuroinvasive disease	0	0	0	0	1	-1	52	16	36	8	30
West Nile virus non-neuroinvasive disease	0	0	0	0	0	0	26	4	22	3	4
Yersiniosis (non pestis)	0	0	0	0	0	0	13	6	7	8	7
Zika virus disease, non-congenital	0	0	0	0	0	0	0	0	0	0	0

*Data are affected by significant reporting delays