



**New Mexico Department of Health
2025 Weekly Infectious Disease Report
Week 22
May 25, 2025 - May 31, 2025**

This report is prepared by the Center for Health Protection (CHP) Infectious Disease Epidemiology Bureau (IDEB) for notifiable infectious diseases reported through the New Mexico Electronic Disease Surveillance Systems (NM-EDSS). NM-EDSS is a web-based system used by public health staff throughout the state to track investigations of suspected, probable and confirmed cases of notifiable infectious diseases. Data for the current year are provisional and subject to change upon the completion of ongoing disease investigations. Data for prior years are also subject to minor revisions due to corrections or identification of historical cases. Questions regarding the content of this report should be referred to the IDEB Surveillance Team at 1-833-SWNURSE or DOH-CoreSurveillance.

For the latest STD data, please see: <https://www.nmhealth.org/about/phd/idb/std/data/>.

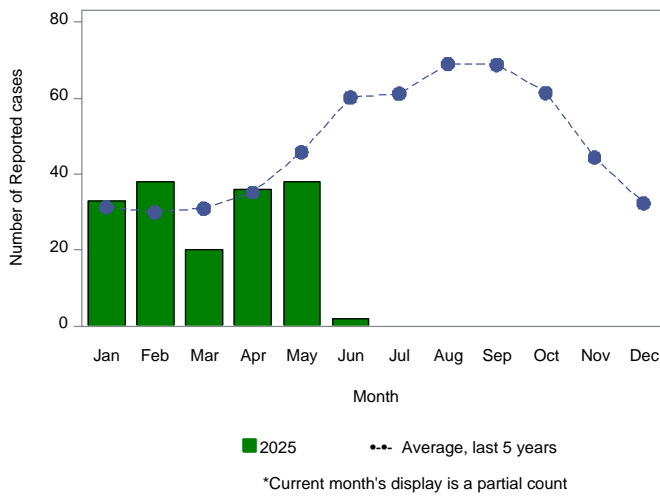
For the latest TB data, please see: <https://www.nmhealth.org/about/phd/idb/tbpp/data/>.

For the latest HIV data, please see: <https://www.nmhealth.org/about/erd/ideb/haep/data/>.

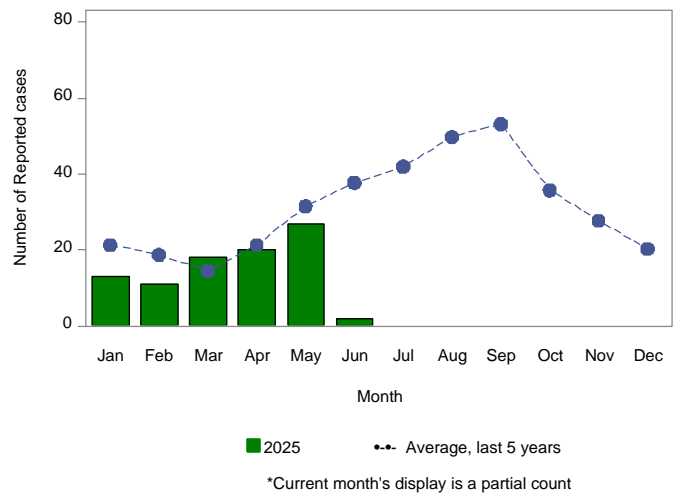
Monthly Trends for Selected Notifiable Infectious Diseases As of May 31, 2025

Includes probable and confirmed cases only.
Data for the current year are provisional and may change significantly upon the completion of ongoing investigations.
Data for prior years are also subject to minor revisions due to corrections or identification of historical cases.

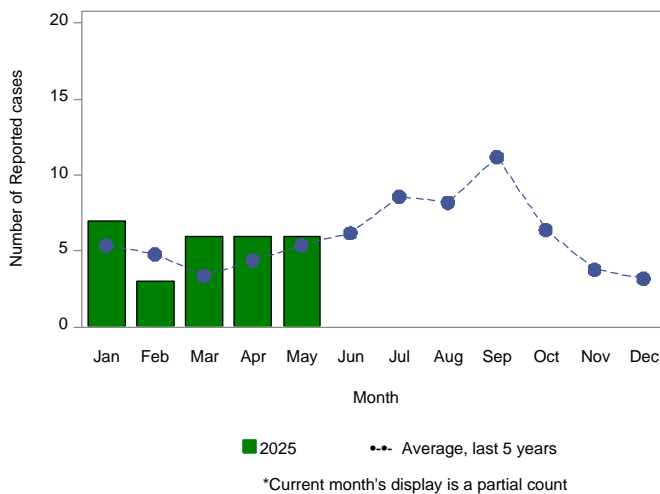
Number of Reported Cases of Campylobacteriosis by Month



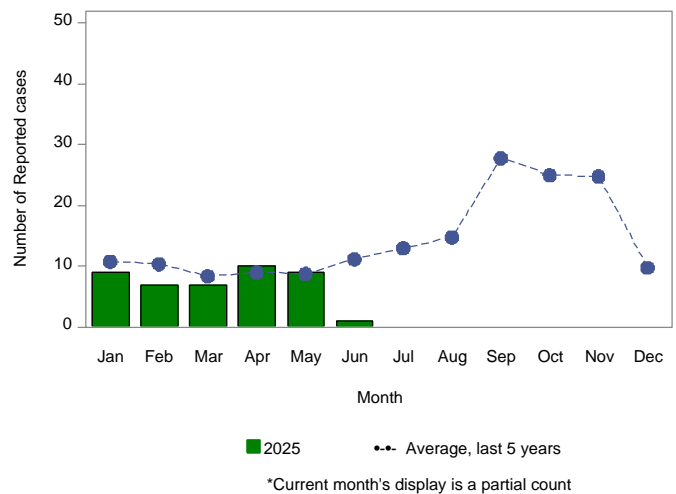
Number of Reported Cases of Salmonellosis by Month



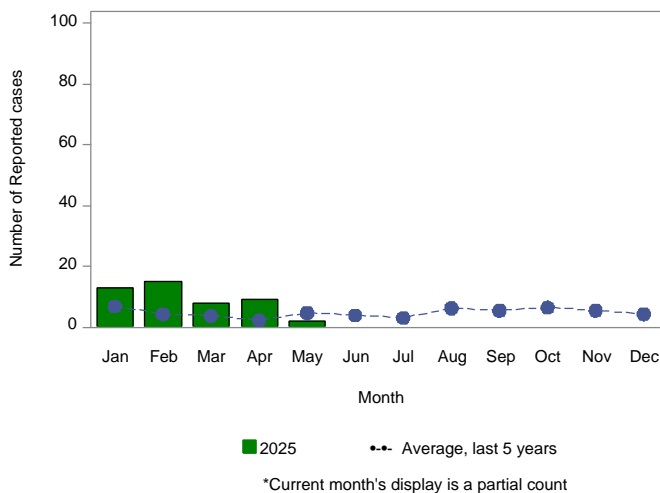
Number of Reported Cases of Giardiasis by Month



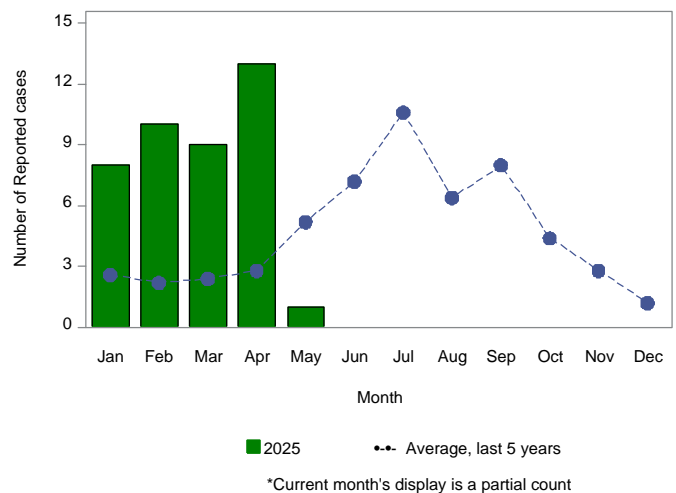
Number of Reported Cases of Shigellosis by Month



Number of Reported Cases of Pertussis by Month



Number of Reported Cases of Shiga toxin-producing E. coli by Month



Summary of Notifiable Infectious Diseases Reported to the New Mexico Electronic Disease Surveillance System (NM-EDSS) As of May 31, 2025

Includes probable and confirmed cases only.
Data for the current year are provisional and may change significantly upon the completion of ongoing investigations.
Data for prior years are also subject to minor revisions due to corrections or identification of historical cases.

Condition	This week	5-year weekly average	Week diff	Last 4 weeks	5-year 4-week average	Last 4 weeks diff	YTD 2025	5-year YTD average	YTD diff	Total 2024	Total 2023
2019 Corona Virus	213	1593	-1380	736	5612	-4876	7370	56541	-49171	40743	56869
Acute flaccid myelitis	0	0	0	0	0	0	0	0	0	1	0
Amebiasis	0	0	0	0	0	0	0	0	0	1	0
Anaplasma phagocytophilum	0	0	0	0	0	0	0	0	0	0	1
Botulism, foodborne	0	0	0	0	0	0	0	0	0	1	0
Botulism, infant	0	0	0	0	0	0	3	1	2	2	1
Botulism, wound	0	0	0	0	0	0	2	0	2	0	1
Brucellosis	0	0	0	0	0	0	0	0	0	2	1
Campylobacteriosis	10	13	-3	36	44	-8	166	175	-9	623	541
Chikungunya Virus	0	0	0	0	0	0	0	0	0	0	0
Chikungunya non-neuroinvasive disease	0	0	0	0	0	0	0	0	0	1	0
Cholera	0	0	0	0	0	0	0	0	0	0	0
Coccidioidomycosis	0	2	-2	0	7	-7	40	37	3	131	137
Colorado Tick Fever	0	0	0	0	0	0	0	0	0	0	0
Cryptosporidiosis	0	1	-1	0	4	-4	8	19	-11	78	71
Cyclosporiasis	0	0	0	0	0	0	0	1	-1	8	8
Cysticercosis (Taenia solium)	0	0	0	0	0	0	0	0	0	1	2
Dengue Fever	0	0	0	0	0	0	0	1	-1	13	3
Ehrlichiosis, chaffeensis	0	0	0	0	0	0	0	0	0	0	0
Giardiasis	2	1	1	4	5	-1	30	25	5	94	92
Group A Streptococcus, invasive	17	9	8	48	38	10	269	242	27	597	626
Group B Streptococcus, invasive	8	6	2	22	21	1	114	114	0	305	303
Haemophilus influenzae, invasive	1	1	0	4	2	2	29	20	9	48	58
Hansen disease (Leprosy)	0	0	0	0	0	0	0	0	0	0	0
Hantavirus pulmonary syndrome	1	0	1	1	0	1	2	2	0	6	7
Hemolytic uremic synd.postdiarrheal	0	0	0	0	0	0	0	0	0	1	1
Hepatitis A, acute	0	0	0	0	0	0	1	4	-3	5	7
Hepatitis B Viral Infection, Perinatal	0	0	0	0	0	0	0	0	0	0	0
Hepatitis B virus infection, Chronic	1	3	-2	9	12	-3	50	60	-10	132	114
Hepatitis B, acute	0	0	0	0	1	-1	5	4	1	9	16
Hepatitis C Virus Infection, chronic or resolved*	44	42	2	204	170	34	1302	1010	292	2563	2235
Hepatitis C, acute	0	0	0	0	1	-1	0	3	-3	3	6
Hepatitis Delta co- or super-infection, acute	0	0	0	0	0	0	0	0	0	0	0
Hepatitis E, acute	0	0	0	0	0	0	2	0	2	0	1
Influenza-associated Pediatric Mortality	0	0	0	0	0	0	3	1	2	3	1

*Data are affected by significant reporting delays. **Recently NMDOH received a backlog of Hepatitis C (HCV) results that were not previously reported from 2019-2024. This backlog accounts for the increased HCV weekly counts seen in August 2024.

Summary of Notifiable Infectious Diseases Reported to the New Mexico Electronic Disease Surveillance System (NM-EDSS) As of May 31, 2025

Includes probable and confirmed cases only.
Data for the current year are provisional and may change significantly upon the completion of ongoing investigations.
Data for prior years are also subject to minor revisions due to corrections or identification of historical cases.

Condition	This week	5-year weekly average	Week diff	Last 4 weeks	5-year 4-week average	Last 4 weeks diff	YTD 2025	5-year YTD average	YTD diff	Total 2024	Total 2023
Legionellosis	0	1	-1	1	2	-1	15	11	4	46	34
Listeriosis	0	0	0	0	0	0	1	1	0	4	6
Lyme disease	0	0	0	0	0	0	0	0	0	7	11
Malaria	0	0	0	0	0	0	0	1	-1	2	2
Measles (Rubeola)	1	0	1	8	0	8	78	0	78	2	0
Monkeypox	0	0	0	0	0	0	0	0	0	4	0
Multisystem Inflammatory Syndrome assoc COVID19	0	0	0	0	0	0	0	0	0	0	0
Mumps	0	0	0	0	0	0	0	0	0	0	0
Necrotizing Fasciitis	0	0	0	0	0	0	0	3	-3	1	3
Neisseria meningitidis, invasive (Mening. disease)	0	0	0	1	0	1	2	0	2	2	0
Noroviruses	0	0	0	0	0	0	0	0	0	0	1
Pertussis	1	1	0	3	4	-1	49	24	25	114	41
Plague	0	0	0	0	0	0	0	0	0	1	0
Q fever	0	0	0	0	0	0	0	0	0	1	0
Rabies, animal	1	0	1	2	1	1	4	5	-1	12	16
Relapsing Fever (tick-borne)	0	0	0	0	0	0	0	0	0	0	0
Rubella	0	0	0	0	0	0	0	0	0	0	0
Salmonellosis	9	9	0	26	31	-5	92	110	-18	370	349
Shiga toxin-producing Escherichia coli (STEC)	0	1	-1	1	5	-4	42	15	27	82	61
Shigellosis	2	3	-1	12	8	4	45	47	-2	247	192
Spotted Fever Rickettsiosis	0	0	0	0	0	0	0	0	0	0	2
Strep pneumoniae, invasive	5	5	0	24	21	3	242	185	57	422	458
Streptococcal toxic-shock syndrome	0	0	0	0	0	0	0	0	0	1	0
Tetanus	0	0	0	0	0	0	0	0	0	1	0
Toxic-shock syndrome,staphylococcal	0	0	0	0	0	0	0	0	0	0	0
Tularemia, Human	0	0	0	0	0	0	0	0	0	0	0
Typhoid Fever (S. enterica typhi)	0	0	0	0	0	0	0	1	-1	0	4
Typhoid fever (Salmonella typhi) - 2018 and prior	0	0	0	0	0	0	0	0	0	0	0
Varicella (Chickenpox)	0	0	0	1	3	-2	15	17	-2	43	44
Vibriosis	0	0	0	0	1	-1	3	2	1	8	1
West Nile virus neuroinvasive disease	0	0	0	0	0	0	0	1	-1	24	54
West Nile virus non-neuroinvasive disease	0	0	0	0	0	0	0	0	0	3	26
Yersiniosis (non pestis)	1	0	1	1	1	0	7	4	3	16	17
Zika virus disease, non-congenital	0	0	0	0	0	0	0	0	0	0	0

*Data are affected by significant reporting delays. **Recently NMDOH received a backlog of Hepatitis C (HCV) results that were not previously reported from 2019-2024. This backlog accounts for the increased HCV weekly counts seen in August 2024.