



**New Mexico Department of Health  
2025 Weekly Infectious Disease Report  
Week 50  
December 7, 2025 - December 13, 2025**

This report is prepared by the Center for Health Protection (CHP) Infectious Disease Epidemiology Bureau (IDEB) for notifiable infectious diseases reported through the New Mexico Electronic Disease Surveillance Systems (NM-EDSS). NM-EDSS is a web-based system used by public health staff throughout the state to track investigations of suspected, probable and confirmed cases of notifiable infectious diseases. Data for the current year are provisional and subject to change upon the completion of ongoing disease investigations. Data for prior years are also subject to minor revisions due to corrections or identification of historical cases. Questions regarding the content of this report should be referred to the IDEB Surveillance Team at 1-833-SWNURSE or DOH-Core Surveillance.

For the latest STD data, please see: <https://www.nmhealth.org/about/phd/idb/std/data/>.

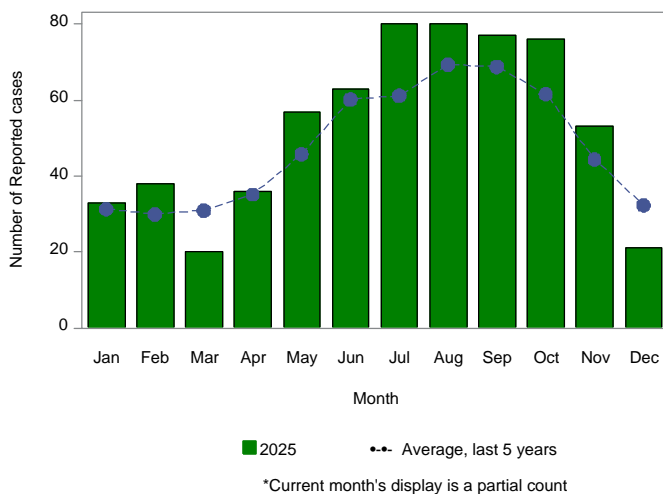
For the latest TB data, please see: <https://www.nmhealth.org/about/phd/idb/tbpp/data/>.

For the latest HIV data, please see: <https://www.nmhealth.org/about/erd/ideb/haep/data/>.

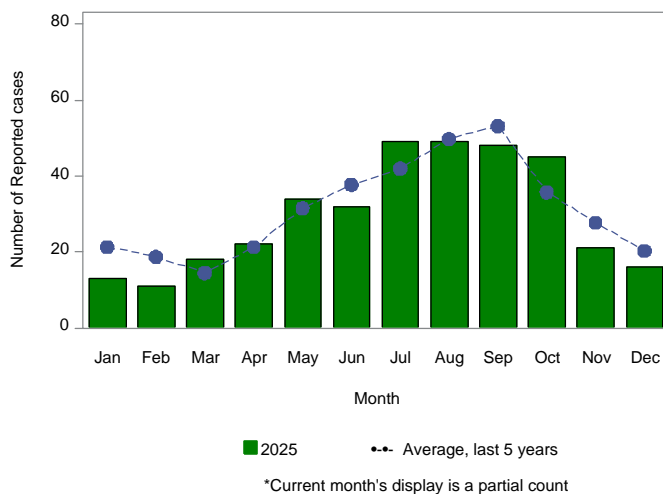
# Monthly Trends for Selected Notifiable Infectious Diseases As of December 13, 2025

Includes probable and confirmed cases only.  
Data for the current year are provisional and may change significantly upon the completion of ongoing investigations.  
Data for prior years are also subject to minor revisions due to corrections or identification of historical cases.

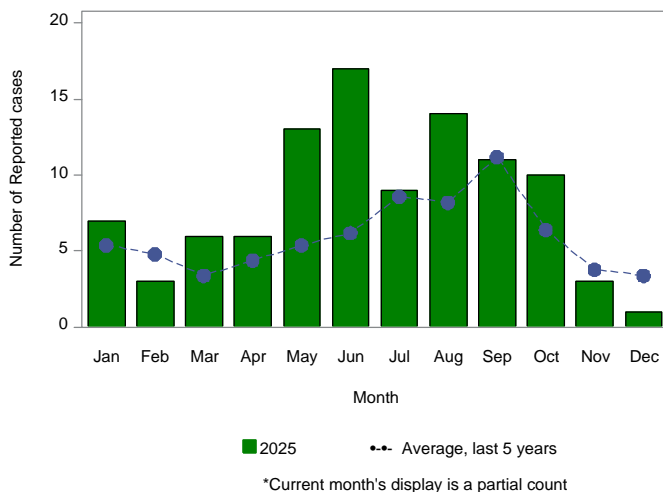
Number of Reported Cases of Campylobacteriosis by Month



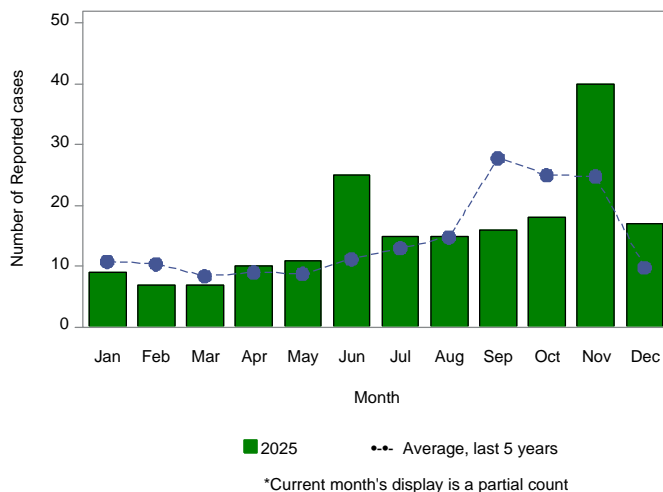
Number of Reported Cases of Salmonellosis by Month



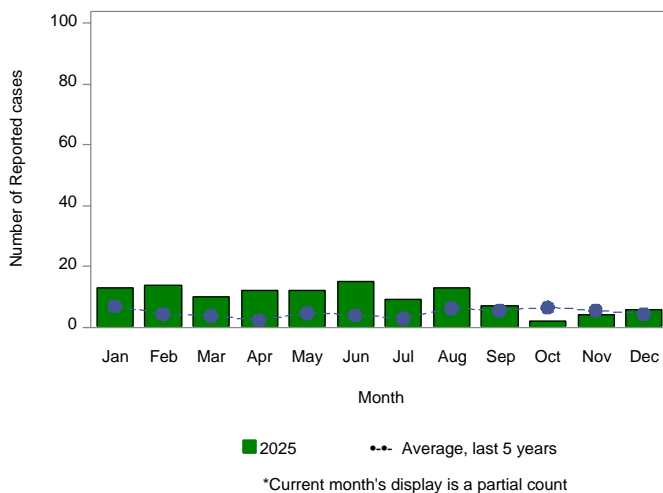
Number of Reported Cases of Giardiasis by Month



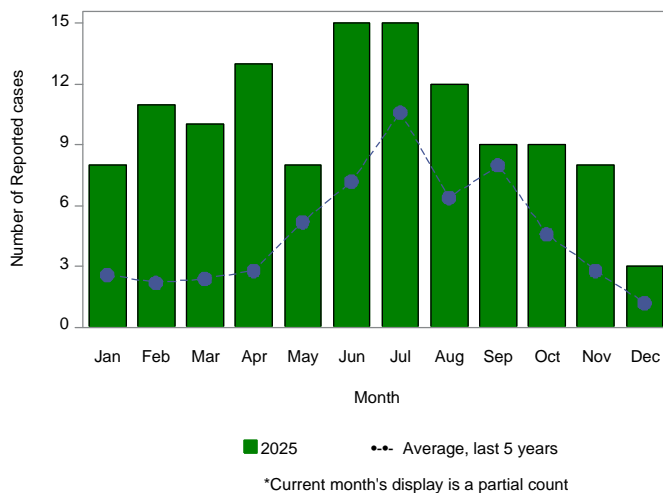
Number of Reported Cases of Shigellosis by Month



Number of Reported Cases of Pertussis by Month



Number of Reported Cases of Shiga toxin-producing E. coli by Month



# Summary of Notifiable Infectious Diseases Reported to the New Mexico Electronic Disease Surveillance System (NM-EDSS) As of December 13, 2025

Includes probable and confirmed cases only.  
Data for the current year are provisional and may change significantly upon the completion of ongoing investigations.  
Data for prior years are also subject to minor revisions due to corrections or identification of historical cases.

Condition	This week	5-year weekly average	Week diff	Last 4 weeks	5-year 4-week average	Last 4 weeks diff	YTD 2025	5-year YTD average	YTD diff	Total 2024	Total 2023
2019 Corona Virus	348	5320	-4972	1638	21943	-20305	17021	141471	-124450	40743	56869
Acute flaccid myelitis	0	0	0	0	0	0	0	0	0	1	0
Amebiasis	0	0	0	0	0	0	0	0	0	1	0
Anaplasma phagocytophilum	0	0	0	0	0	0	0	0	0	0	1
Botulism, foodborne	0	0	0	0	0	0	0	0	0	1	0
Botulism, infant	0	0	0	0	0	0	3	2	1	2	1
Botulism, wound	0	0	0	0	0	0	3	1	2	0	1
Brucellosis	0	0	0	0	0	0	0	1	-1	2	1
Campylobacteriosis	14	7	7	45	29	16	648	558	90	624	541
Chikungunya Virus	0	0	0	0	0	0	1	0	1	0	0
Chikungunya non-neuroinvasive disease	0	0	0	0	0	0	2	0	2	1	0
Cholera	0	0	0	0	0	0	0	0	0	0	0
Coccidioidomycosis	0	2	-2	0	8	-8	53	84	-31	133	137
Colorado Tick Fever	0	0	0	0	0	0	0	0	0	0	0
Cryptosporidiosis	1	1	0	2	3	-1	64	66	-2	78	71
Cyclosporiasis	0	0	0	0	0	0	9	8	1	8	8
Cysticercosis (Taenia solium)	0	0	0	0	0	0	0	2	-2	1	3
Dengue Fever	0	0	0	0	0	0	1	4	-3	13	3
Ehrlichiosis, chaffeensis	0	0	0	0	0	0	0	0	0	0	0
Ehrlichiosis/Anaplasmosis, undetermined	0	0	0	0	0	0	2	0	2	0	0
Giardiasis	2	1	1	3	3	0	101	69	32	96	92
Group A Streptococcus, invasive	16	12	4	48	45	3	530	500	30	638	627
Group B Streptococcus, invasive	4	5	-1	26	23	3	284	272	12	319	304
Haemophilus influenzae, invasive	0	1	-1	6	4	2	58	37	21	48	58
Hansen disease (Leprosy)	0	0	0	0	0	0	0	0	0	0	0
Hantavirus pulmonary syndrome	0	0	0	0	0	0	7	4	3	6	7
Hemolytic uremic synd,postdiarrheal	0	0	0	0	0	0	1	0	1	1	1
Hepatitis A, acute	0	0	0	1	0	1	4	7	-3	5	7
Hepatitis B Viral Infection, Perinatal	0	0	0	0	0	0	0	0	0	0	0
Hepatitis B virus infection, Chronic	5	3	2	11	9	2	104	125	-21	133	117
Hepatitis B, acute	0	0	0	1	1	0	9	6	3	9	16
Hepatitis C Virus Infection, chronic or resolved*	106	42	64	415	162	253	3153	2189	964	1900	2227
Hepatitis C, acute	0	0	0	0	0	0	2	6	-4	3	6
Hepatitis Delta co- or super-infection, acute	0	0	0	0	0	0	0	0	0	0	0
Hepatitis E, acute	0	0	0	0	0	0	2	1	1	0	1

\*Data are affected by significant reporting delays. \*\*Recently NMDOH received a backlog of Hepatitis C (HCV) results that were not previously reported from 2019-2024. This backlog accounts for the increased HCV weekly counts seen in August 2024.

# Summary of Notifiable Infectious Diseases Reported to the New Mexico Electronic Disease Surveillance System (NM-EDSS) As of December 13, 2025

Includes probable and confirmed cases only.  
Data for the current year are provisional and may change significantly upon the completion of ongoing investigations.  
Data for prior years are also subject to minor revisions due to corrections or identification of historical cases.

Condition	This week	5-year weekly average	Week diff	Last 4 weeks	5-year 4-week average	Last 4 weeks diff	YTD 2025	5-year YTD average	YTD diff	Total 2024	Total 2023
Influenza-associated Pediatric Mortality	0	0	0	0	0	0	3	2	1	3	1
Legionellosis	2	0	2	7	1	6	58	30	28	46	34
Listeriosis	0	0	0	0	1	-1	2	4	-2	4	6
Lyme disease	0	0	0	0	0	0	4	5	-1	7	11
Malaria	0	0	0	0	0	0	0	2	-2	2	2
Measles (Rubeola)	0	0	0	0	0	0	100	1	99	2	0
Monkeypox	0	0	0	2	1	1	4	12	-8	4	0
Multisystem Inflammatory Syndrome assoc COVID19	0	0	0	0	1	-1	0	2	-2	0	0
Mumps	0	0	0	0	0	0	0	1	-1	0	0
Necrotizing Fasciitis	0	1	-1	0	3	-3	2	32	-30	35	44
Neisseria meningitidis, invasive (Mening. disease)	0	0	0	0	0	0	2	1	1	2	0
Noroviruses	0	0	0	0	0	0	0	0	0	0	1
Pertussis	6	1	5	8	5	3	118	57	61	114	41
Plague	0	0	0	0	0	0	2	1	1	1	0
Q fever	0	0	0	0	0	0	0	1	-1	1	0
Rabies, animal	0	0	0	1	0	1	12	13	-1	12	16
Relapsing Fever (tick-borne)	0	0	0	0	0	0	1	0	1	0	0
Rubella	0	0	0	0	0	0	0	0	0	0	0
Salmonellosis	6	4	2	21	19	2	359	367	-8	370	349
Shiga toxin-producing Escherichia coli (STEC)	1	0	1	6	1	5	129	55	74	83	61
Shigellosis	9	2	7	41	11	30	192	169	23	247	192
Spotted Fever Rickettsiosis	0	0	0	0	0	0	0	1	-1	0	2
Strep pneumoniae, invasive	8	11	-3	43	40	3	376	327	49	432	458
Streptococcal toxic-shock syndrome	0	0	0	0	0	0	0	0	0	1	0
Tetanus	0	0	0	0	0	0	0	0	0	1	0
Toxic-shock syndrome, staphylococcal	0	0	0	0	0	0	0	0	0	0	0
Tularemia, Human	0	0	0	0	0	0	0	0	0	0	0
Typhoid Fever (S. enteritica typhi)	0	0	0	1	0	1	1	2	-1	0	4
Typhoid fever (Salmonella typhi) - 2018 and prior	0	0	0	0	0	0	0	0	0	0	0
Varicella (Chickenpox)	1	1	0	3	3	0	35	32	3	43	44
Vibriosis	0	0	0	0	0	0	9	5	4	8	1
West Nile virus neuroinvasive disease	0	0	0	0	0	0	43	25	18	24	54
West Nile virus non-neuroinvasive disease	0	0	0	0	0	0	8	7	1	3	26
Yersiniosis (non pestis)	0	0	0	2	1	1	25	10	15	17	17
Zika virus disease, non-congenital	0	0	0	0	0	0	0	0	0	0	0

\*Data are affected by significant reporting delays. \*\*Recently NMDOH received a backlog of Hepatitis C (HCV) results that were not previously reported from 2019-2024. This backlog accounts for the increased HCV weekly counts seen in August 2024.