



**New Mexico Department of Health  
2026 Weekly Infectious Disease Report  
Week 9  
March 1, 2026 - March 7, 2026**

This report is prepared by the Center for Health Protection (CHP) Infectious Disease Epidemiology Bureau (IDEB) for notifiable infectious diseases reported through the New Mexico Electronic Disease Surveillance Systems (NM-EDSS). NM-EDSS is a web-based system used by public health staff throughout the state to track investigations of suspected, probable and confirmed cases of notifiable infectious diseases. Data for the current year are provisional and subject to change upon the completion of ongoing disease investigations. Data for prior years are also subject to minor revisions due to corrections or identification of historical cases. Questions regarding the content of this report should be referred to the IDEB Surveillance Team at 1-833-SWNURSE or DOH-Core Surveillance.

For the latest STD data, please see: <https://www.nmhealth.org/about/phd/idb/std/data/>.

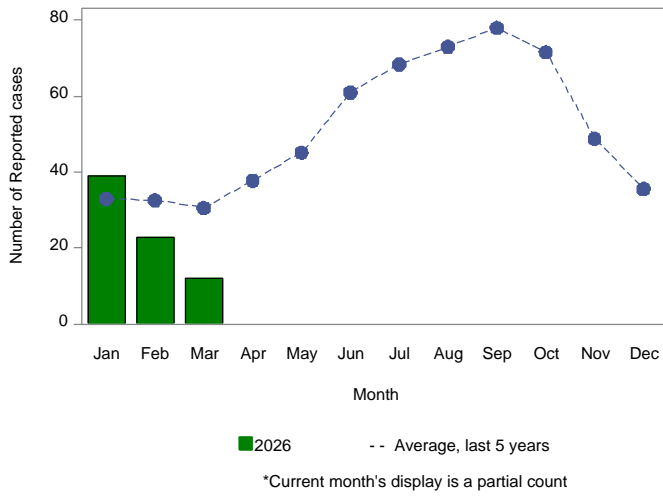
For the latest TB data, please see: <https://www.nmhealth.org/about/phd/idb/tbpp/data/>.

For the latest HIV data, please see: <https://www.nmhealth.org/about/erd/ideb/haep/data/>.

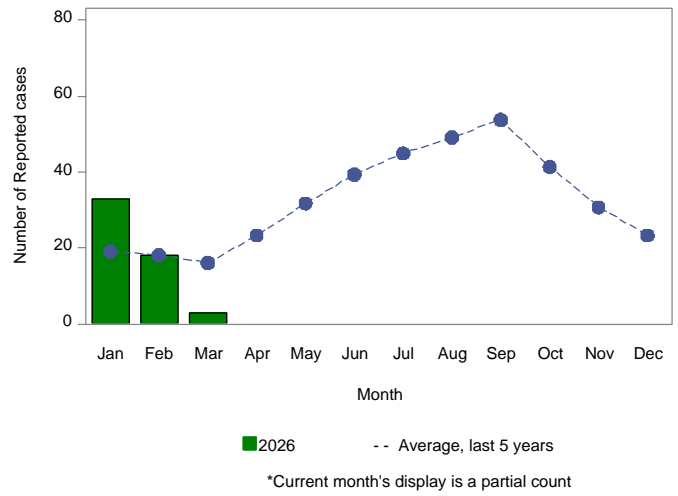
# Monthly Trends for Selected Notifiable Infectious Diseases As of March 7, 2026

Includes probable and confirmed cases only.  
Data for the current year are provisional and may change significantly upon the completion of ongoing investigations.  
Data for prior years are also subject to minor revisions due to corrections or identification of historical cases.

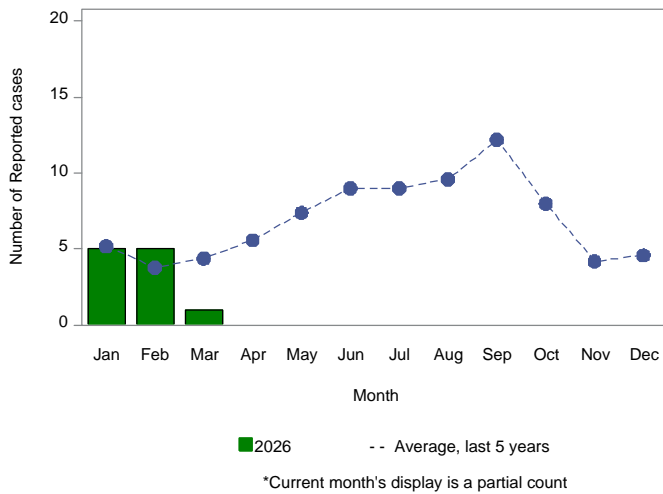
**Number of Reported Cases of Campylobacteriosis by Month**



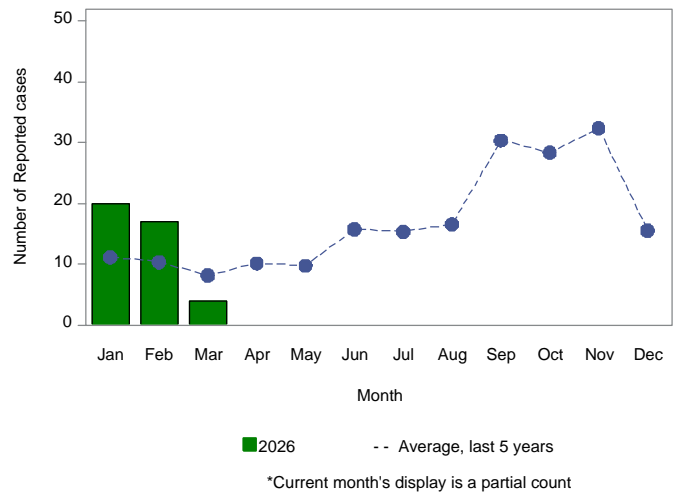
**Number of Reported Cases of Salmonellosis by Month**



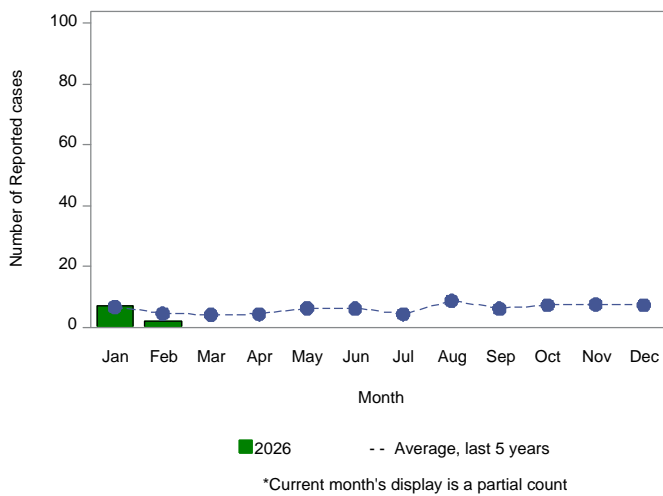
**Number of Reported Cases of Giardiasis by Month**



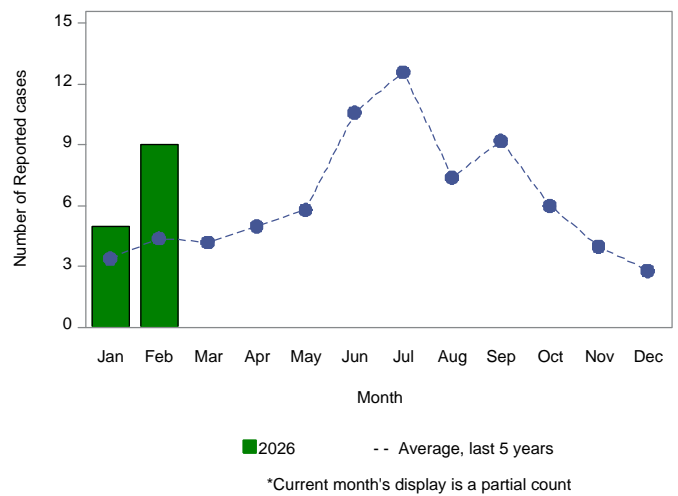
**Number of Reported Cases of Shigellosis by Month**



**Number of Reported Cases of Pertussis by Month**



**Number of Reported Cases of Shiga toxin-producing E. coli by Month**



## Summary of Notifiable Infectious Diseases Reported to the New Mexico Electronic Disease Surveillance System (NM-EDSS) As of March 7, 2026

Includes probable and confirmed cases only.  
Data for the current year are provisional and may change significantly upon the completion of ongoing investigations.  
Data for prior years are also subject to minor revisions due to corrections or identification of historical cases.

Condition	This week	5-year weekly average	Week diff	Last 4 weeks	5-year 4-week average	Last 4 weeks diff	YTD 2026	5-year YTD average	YTD diff	Total 2025	Total 2024
2019 Corona Virus	186	1338	-1152	1016	7949	-6933	2771	43236	-40465	18593	40743
Acute flaccid myelitis	0	0	0	0	0	0	0	0	0	0	1
Amebiasis	0	0	0	0	0	0	0	0	0	0	1
Anaplasma phagocytophilum	0	0	0	0	0	0	0	0	0	0	0
Botulism, foodborne	0	0	0	0	0	0	0	0	0	0	0
Botulism, infant	0	0	0	0	0	0	0	0	0	3	2
Botulism, other/unspecified	0	0	0	0	0	0	0	0	0	0	1
Botulism, wound	0	0	0	0	0	0	0	0	0	3	0
Brucellosis	0	0	0	0	0	0	0	0	0	0	2
Campylobacteriosis	5	7	-2	18	29	-11	61	66	-5	689	624
Chikungunya Virus	0	0	0	0	0	0	0	0	0	2	0
Chikungunya non-neuroinvasive disease	0	0	0	0	0	0	0	0	0	2	1
Cholera	0	0	0	0	0	0	0	0	0	0	0
Coccidioidomycosis	0	2	-2	0	7	-7	0	19	-19	73	135
Colorado Tick Fever	0	0	0	0	0	0	0	0	0	0	0
Cryptosporidiosis	0	1	-1	0	3	-3	6	6	0	68	78
Cyclosporiasis	0	0	0	0	0	0	0	0	0	9	8
Cysticercosis (Taenia solium)	0	0	0	0	0	0	0	0	0	0	1
Dengue Fever	0	0	0	1	0	1	1	0	1	1	13
Ehrlichiosis, chaffeensis	0	0	0	0	0	0	0	0	0	0	0
Ehrlichiosis/Anaplasmosis, undetermined	0	0	0	0	0	0	0	0	0	2	0
Giardiasis	2	1	1	4	4	0	10	10	0	110	96
Group A Streptococcus, invasive	8	13	-5	34	51	-17	93	117	-24	621	638
Group B Streptococcus, invasive	7	5	2	21	19	2	45	49	-4	309	319
Haemophilus influenzae, invasive	0	1	-1	3	5	-2	7	10	-3	63	48
Hansen disease (Leprosy)	0	0	0	0	0	0	0	0	0	0	0
Hantavirus pulmonary syndrome	0	0	0	1	1	0	1	1	0	7	6
Hemolytic uremic synd,postdiarrheal	0	0	0	0	0	0	0	0	0	1	1
Hepatitis A, acute	0	0	0	0	0	0	0	1	-1	4	5
Hepatitis B Viral Infection, Perinatal	0	0	0	0	0	0	0	0	0	0	0
Hepatitis B virus infection, Chronic	1	3	-2	8	12	-4	22	25	-3	110	133
Hepatitis B, acute	0	0	0	0	1	-1	1	2	-1	9	9
Hepatitis C Virus Infection, chronic or resolved*	123	46	77	441	181	260	968	418	550	3384	1900
Hepatitis C, acute	0	0	0	0	1	-1	0	1	-1	2	3
Hepatitis Delta co- or super-infection, acute	0	0	0	0	0	0	0	0	0	0	0

\*Data are affected by significant reporting delays. \*\*Recently NMDOH received a backlog of Hepatitis C (HCV) results that were not previously reported from 2019-2024. This backlog accounts for the increased HCV weekly counts seen in August 2024.

## Summary of Notifiable Infectious Diseases Reported to the New Mexico Electronic Disease Surveillance System (NM-EDSS) As of March 7, 2026

Includes probable and confirmed cases only.  
Data for the current year are provisional and may change significantly upon the completion of ongoing investigations.  
Data for prior years are also subject to minor revisions due to corrections or identification of historical cases.

Condition	This week	5-year weekly average	Week diff	Last 4 weeks	5-year 4-week average	Last 4 weeks diff	YTD 2026	5-year YTD average	YTD diff	Total 2025	Total 2024
Hepatitis E, acute	0	0	0	0	0	0	0	1	-1	2	0
Influenza-associated Pediatric Mortality	1	0	1	1	0	1	1	1	0	3	3
Legionellosis	1	0	1	2	3	-1	7	6	1	64	46
Listeriosis	0	0	0	1	1	0	3	1	2	2	4
Lyme disease	0	0	0	0	0	0	0	0	0	4	7
Malaria	0	0	0	0	0	0	2	0	2	1	2
Measles (Rubeola)	1	2	-1	7	5	2	7	6	1	100	2
Monkeypox	0	0	0	0	0	0	0	0	0	4	4
Multisystem Inflammatory Syndrome assoc COVID19	0	0	0	0	0	0	0	0	0	0	0
Mumps	0	0	0	0	0	0	0	0	0	0	0
Necrotizing Fasciitis	0	1	-1	0	2	-2	0	6	-6	2	35
Neisseria meningitidis, invasive (Mening. disease)	0	0	0	0	0	0	0	0	0	4	2
Noroviruses	0	0	0	0	0	0	0	0	0	0	0
Pertussis	0	1	-1	2	4	-2	7	12	-5	141	114
Plague	0	0	0	0	0	0	0	0	0	3	1
Q fever	0	0	0	0	0	0	0	0	0	0	1
Rabies, animal	0	0	0	0	1	-1	0	1	-1	13	12
Relapsing Fever (tick-borne)	0	0	0	0	0	0	0	0	0	1	0
Rubella	0	0	0	0	0	0	0	0	0	0	0
Salmonellosis	3	3	0	19	15	4	51	38	13	382	370
Shiga toxin-producing Escherichia coli (STEC)	0	1	-1	1	4	-3	7	8	-1	141	83
Shigellosis	2	2	0	15	9	6	35	22	13	212	247
Spotted Fever Rickettsiosis	0	0	0	0	0	0	0	0	0	0	0
Strep pneumoniae, invasive	8	10	-2	50	42	8	103	101	2	410	432
Streptococcal toxic-shock syndrome	0	0	0	0	0	0	0	0	0	0	0
Tetanus	0	0	0	0	0	0	0	0	0	0	1
Toxic-shock syndrome, staphylococcal	0	0	0	0	0	0	0	0	0	0	0
Tularemia, Human	0	0	0	0	0	0	0	0	0	0	0
Typhoid Fever (S. enteritica typhi)	0	0	0	0	0	0	0	0	0	1	0
Typhoid fever (Salmonella typhi) - 2018 and prior	0	0	0	0	0	0	0	0	0	0	0
Varicella (Chickenpox)	2	1	1	6	3	3	17	6	11	34	43
Vibriosis	0	0	0	0	1	-1	1	1	0	6	8
West Nile virus neuroinvasive disease	0	0	0	0	0	0	0	0	0	43	24
West Nile virus non-neuroinvasive disease	0	0	0	0	0	0	0	0	0	8	3

\*Data are affected by significant reporting delays. \*\*Recently NMDOH received a backlog of Hepatitis C (HCV) results that were not previously reported from 2019-2024. This backlog accounts for the increased HCV weekly counts seen in August 2024.

**Summary of Notifiable Infectious Diseases Reported to the  
New Mexico Electronic Disease Surveillance System (NM-EDSS)  
As of March 7, 2026**

Includes probable and confirmed cases only.  
Data for the current year are provisional and may change significantly upon the completion of ongoing investigations.  
Data for prior years are also subject to minor revisions due to corrections or identification of historical cases.

Condition	This week	5-year weekly average	Week diff	Last 4 weeks	5-year 4-week average	Last 4 weeks diff	YTD 2026	5-year YTD average	YTD diff	Total 2025	Total 2024
Yersiniosis (non pestis)	0	0	0	0	1	-1	1	2	-1	28	17
Zika virus disease, non-congenital	0	0	0	0	0	0	0	0	0	0	0

\*Data are affected by significant reporting delays. \*\*Recently NMDOH received a backlog of Hepatitis C (HCV) results that were not previously reported from 2019-2024. This backlog accounts for the increased HCV weekly counts seen in August 2024.