



**New Mexico Department of Health  
2026 Weekly Infectious Disease Report  
Week 21  
May 24, 2026 - May 30, 2026**

This report is prepared by the Center for Health Protection (CHP) Infectious Disease Epidemiology Bureau (IDEB) for notifiable infectious diseases reported through the New Mexico Electronic Disease Surveillance Systems (NM-EDSS). NM-EDSS is a web-based system used by public health staff throughout the state to track investigations of suspected, probable and confirmed cases of notifiable infectious diseases. Data for the current year are provisional and subject to change upon the completion of ongoing disease investigations. Data for prior years are also subject to minor revisions due to corrections or identification of historical cases. Questions regarding the content of this report should be referred to the IDEB Surveillance Team at 1-833-SWNURSE or DOH-CoreSurveillance.

Current and historical COVID-19 case counts can be found on the Viral Respiratory Infections Dashboard located here: <https://www.nmhealth.org/about/erd/ideb/isp/> . This dashboard is updated weekly.

For the latest STD data, please see: <https://www.nmhealth.org/about/phd/idb/std/data/>.

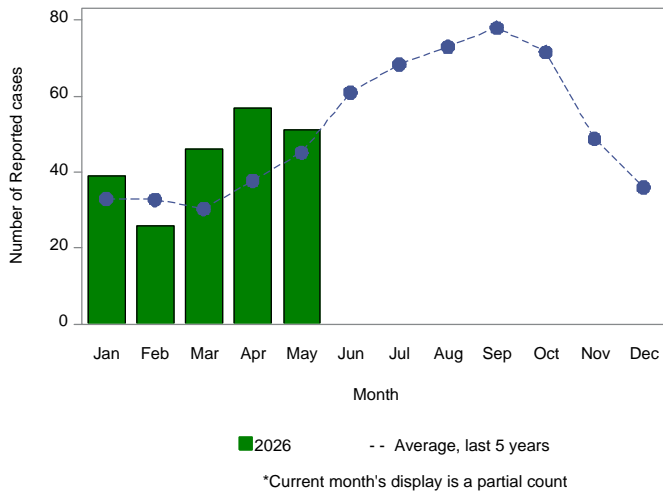
For the latest TB data, please see: <https://www.nmhealth.org/about/phd/idb/tbpp/data/>.

For the latest HIV data, please see: <https://www.nmhealth.org/about/erd/ideb/haep/data/>.

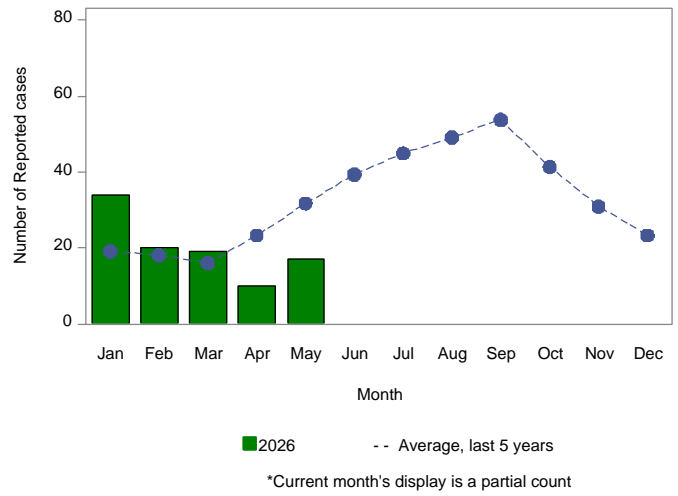
# Monthly Trends for Selected Notifiable Infectious Diseases As of May 30, 2026

Includes probable and confirmed cases only.  
Data for the current year are provisional and may change significantly upon the completion of ongoing investigations.  
Data for prior years are also subject to minor revisions due to corrections or identification of historical cases.

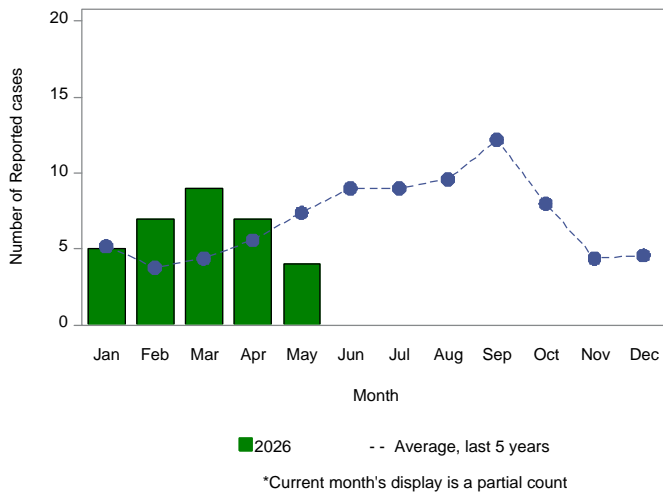
**Number of Reported Cases of Campylobacteriosis by Month**



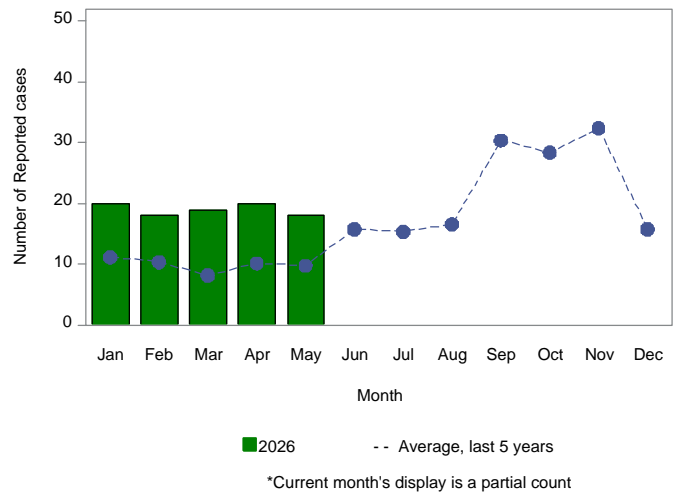
**Number of Reported Cases of Salmonellosis by Month**



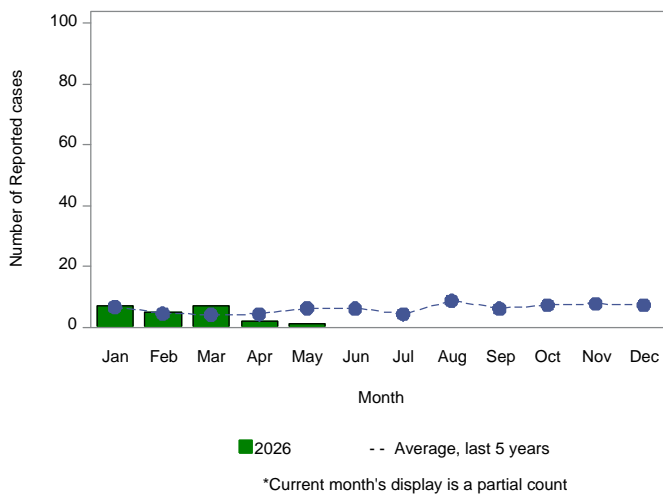
**Number of Reported Cases of Giardiasis by Month**



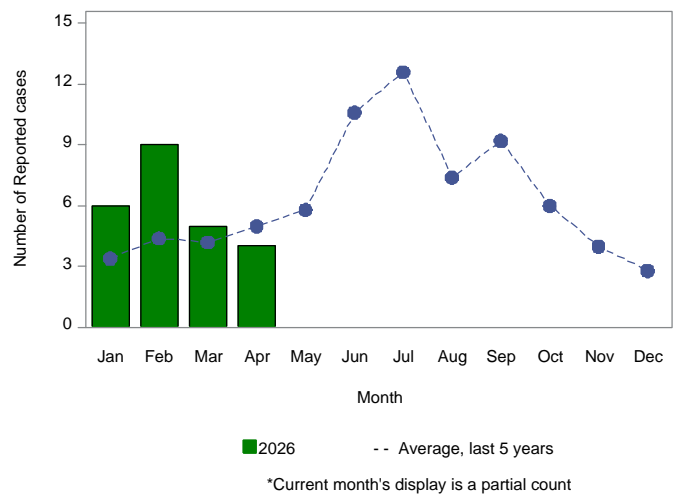
**Number of Reported Cases of Shigellosis by Month**



**Number of Reported Cases of Pertussis by Month**



**Number of Reported Cases of Shiga toxin-producing E. coli by Month**



## Summary of Notifiable Infectious Diseases Reported to the New Mexico Electronic Disease Surveillance System (NM-EDSS) As of May 30, 2026

Includes probable and confirmed cases only.  
Data for the current year are provisional and may change significantly upon the completion of ongoing investigations.  
Data for prior years are also subject to minor revisions due to corrections or identification of historical cases.

Condition	This week	5-year weekly average	Week diff	Last 4 weeks	5-year 4-week average	Last 4 weeks diff	YTD 2026	5-year YTD average	YTD diff	Total 2025	Total 2024
Acute flaccid myelitis	0	0	0	0	0	0	0	0	0	0	1
Amebiasis	0	0	0	0	0	0	0	0	0	0	1
Anaplasma phagocytophilum	0	0	0	0	0	0	0	0	0	0	0
Botulism, foodborne	0	0	0	0	0	0	0	0	0	0	0
Botulism, infant	0	0	0	0	0	0	1	1	0	3	2
Botulism, other/unspecified	0	0	0	0	0	0	0	0	0	0	1
Botulism, wound	0	0	0	0	0	0	0	0	0	3	0
Brucellosis	0	0	0	0	0	0	0	0	0	0	2
Campylobacteriosis	16	12	4	57	39	18	212	167	45	691	624
Chikungunya Virus	0	0	0	0	0	0	0	0	0	2	0
Chikungunya non-neuroinvasive disease	0	0	0	0	0	0	1	0	1	1	1
Cholera	0	0	0	0	0	0	0	0	0	0	0
Coccidioidomycosis	0	2	-2	0	6	-6	1	41	-40	84	144
Colorado Tick Fever	0	0	0	0	0	0	0	0	0	0	0
Cryptosporidiosis	1	1	0	2	3	-1	12	15	-3	68	78
Cyclosporiasis	0	0	0	0	0	0	0	1	-1	9	8
Cysticercosis (Taenia solium)	0	0	0	1	0	1	2	0	2	0	1
Dengue Fever	0	0	0	0	0	0	2	1	1	1	13
Ehrlichiosis, chaffeensis	0	0	0	0	0	0	0	0	0	0	0
Ehrlichiosis/Anaplasmosis, undetermined	0	0	0	0	0	0	0	0	0	2	0
Giardiasis	0	2	-2	4	7	-3	31	26	5	111	96
Group A Streptococcus, invasive	5	11	-6	28	44	-16	208	262	-54	628	638
Group B Streptococcus, invasive	3	6	-3	14	21	-7	100	113	-13	311	318
Haemophilus influenzae, invasive	0	1	-1	4	3	1	23	21	2	63	48
Hansen disease (Leprosy)	0	0	0	1	0	1	1	0	1	0	0
Hantavirus pulmonary syndrome	0	0	0	0	1	-1	1	3	-2	7	6
Hemolytic uremic synd,postdiarrheal	0	0	0	0	0	0	0	0	0	1	1
Hepatitis A, acute	0	0	0	0	0	0	1	2	-1	4	5
Hepatitis B Viral Infection, Perinatal	0	0	0	0	0	0	0	0	0	0	0
Hepatitis B virus infection, Chronic	0	3	-3	6	13	-7	45	59	-14	110	133
Hepatitis B, acute	0	0	0	0	1	-1	1	4	-3	9	9
Hepatitis C Virus Infection, chronic or resolved*	99	44	55	424	183	241	2263	986	1277	3383	1900
Hepatitis C, acute	0	0	0	0	1	-1	0	3	-3	2	3
Hepatitis Delta co- or super-infection, acute	0	0	0	0	0	0	0	0	0	0	0
Hepatitis E, acute	0	0	0	0	0	0	0	1	-1	2	0
Influenza-associated Pediatric Mortality	0	0	0	0	0	0	1	1	0	3	3
Legionellosis	2	1	1	4	2	2	23	11	12	64	46

## Summary of Notifiable Infectious Diseases Reported to the New Mexico Electronic Disease Surveillance System (NM-EDSS) As of May 30, 2026

Includes probable and confirmed cases only.  
Data for the current year are provisional and may change significantly upon the completion of ongoing investigations.  
Data for prior years are also subject to minor revisions due to corrections or identification of historical cases.

Condition	This week	5-year weekly average	Week diff	Last 4 weeks	5-year 4-week average	Last 4 weeks diff	YTD 2026	5-year YTD average	YTD diff	Total 2025	Total 2024
Listeriosis	0	0	0	0	0	0	4	1	3	2	4
Lyme disease	0	0	0	0	0	0	0	0	0	4	7
Malaria	0	0	0	0	0	0	2	1	1	1	2
Measles (Rubeola)	1	0	1	1	2	-1	17	16	1	100	2
Monkeypox	0	0	0	0	0	0	0	0	0	4	4
Multisystem Inflammatory Syndrome assoc COVID19	0	0	0	0	0	0	0	0	0	0	0
Mumps	0	0	0	0	0	0	0	0	0	0	0
Necrotizing Fasciitis	0	0	0	0	1	-1	0	13	-13	3	35
Neisseria meningitidis, invasive (Mening. disease)	0	0	0	0	0	0	1	1	0	4	2
Pertussis	0	2	-2	1	6	-5	20	25	-5	142	114
Plague	0	0	0	0	0	0	0	0	0	3	1
Q fever	0	0	0	0	0	0	0	0	0	1	1
Rabies, animal	0	0	0	2	1	1	5	4	1	13	12
Relapsing Fever (tick-borne)	0	0	0	0	0	0	0	0	0	1	0
Rubella	0	0	0	0	0	0	0	0	0	0	0
Salmonellosis	5	8	-3	19	28	-9	98	102	-4	383	370
Shiga toxin-producing Escherichia coli (STEC)	1	2	-1	1	5	-4	17	22	-5	142	83
Shigellosis	8	3	5	19	8	11	91	47	44	213	247
Spotted Fever Rickettsiosis	0	0	0	0	0	0	0	0	0	0	0
Strep pneumoniae, invasive	4	6	-2	20	27	-7	204	202	2	410	432
Streptococcal toxic-shock syndrome	0	0	0	0	0	0	0	0	0	0	0
Tetanus	0	0	0	0	0	0	0	0	0	0	1
Toxic-shock syndrome, staphylococcal	0	0	0	0	0	0	0	0	0	0	0
Tularemia, Human	0	0	0	0	0	0	0	0	0	0	0
Typhoid Fever (S. enteritica typhi)	0	0	0	0	0	0	0	1	-1	1	0
Typhoid fever (Salmonella typhi) - 2018 and prior	0	0	0	0	0	0	0	0	0	0	0
Varicella (Chickenpox)	0	1	-1	1	4	-3	25	16	9	34	43
Vibriosis	0	0	0	0	1	-1	2	2	0	6	8
West Nile virus neuroinvasive disease	0	0	0	0	0	0	0	0	0	43	24
West Nile virus non-neuroinvasive disease	0	0	0	0	0	0	0	0	0	8	3
Yersiniosis (non pestis)	0	0	0	0	1	-1	11	5	6	28	17
Zika virus disease, non-congenital	0	0	0	0	0	0	0	0	0	0	0