



**New Mexico Department of Health
2026 Weekly Infectious Disease Report
Week 23
June 7, 2026 - June 13, 2026**

This report is prepared by the Center for Health Protection (CHP) Infectious Disease Epidemiology Bureau (IDEB) for notifiable infectious diseases reported through the New Mexico Electronic Disease Surveillance Systems (NM-EDSS). NM-EDSS is a web-based system used by public health staff throughout the state to track investigations of suspected, probable and confirmed cases of notifiable infectious diseases. Data for the current year are provisional and subject to change upon the completion of ongoing disease investigations. Data for prior years are also subject to minor revisions due to corrections or identification of historical cases. Questions regarding the content of this report should be referred to the IDEB Surveillance Team at 1-833-SWNURSE or DOH-Core Surveillance.

For the latest STD data, please see: <https://www.nmhealth.org/about/phd/idb/std/data/>.

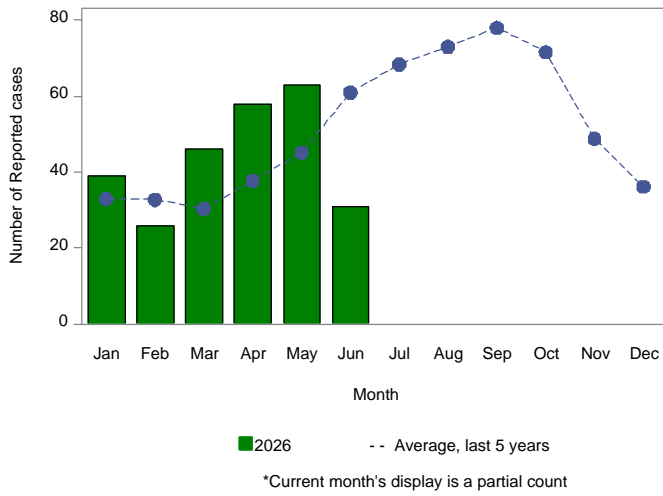
For the latest TB data, please see: <https://www.nmhealth.org/about/phd/idb/tbpp/data/>.

For the latest HIV data, please see: <https://www.nmhealth.org/about/erd/ideb/haep/data/>.

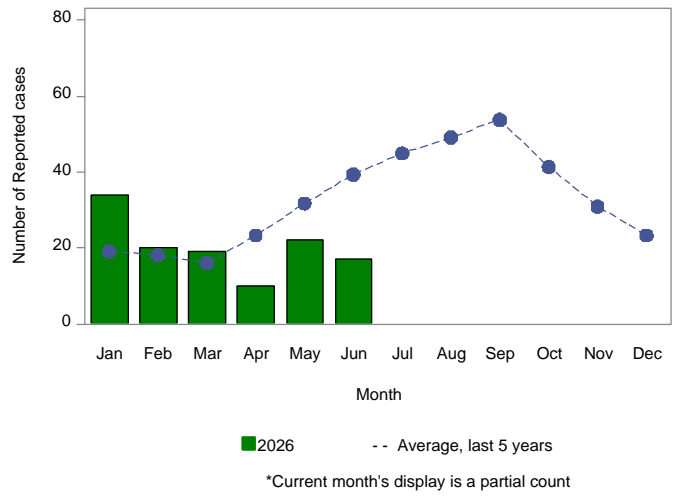
Monthly Trends for Selected Notifiable Infectious Diseases As of June 13, 2026

Includes probable and confirmed cases only.
Data for the current year are provisional and may change significantly upon the completion of ongoing investigations.
Data for prior years are also subject to minor revisions due to corrections or identification of historical cases.

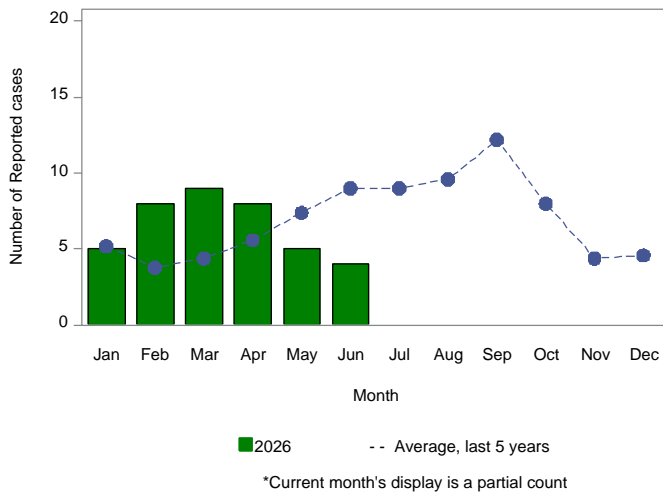
Number of Reported Cases of Campylobacteriosis by Month



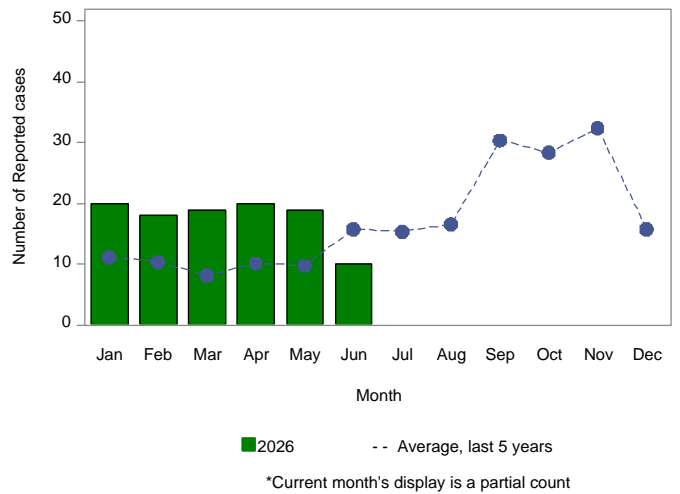
Number of Reported Cases of Salmonellosis by Month



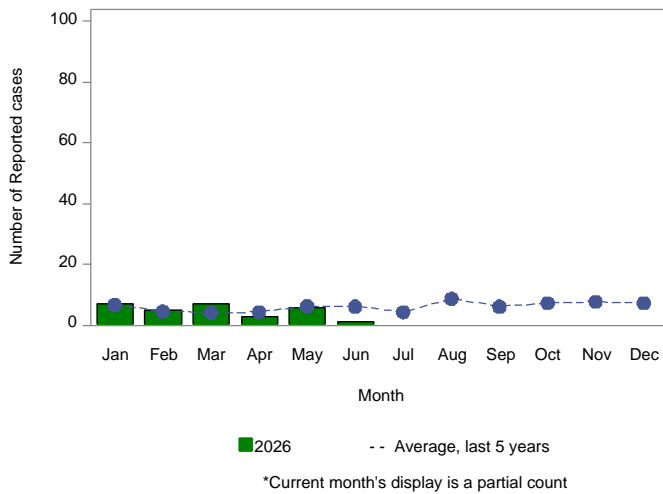
Number of Reported Cases of Giardiasis by Month



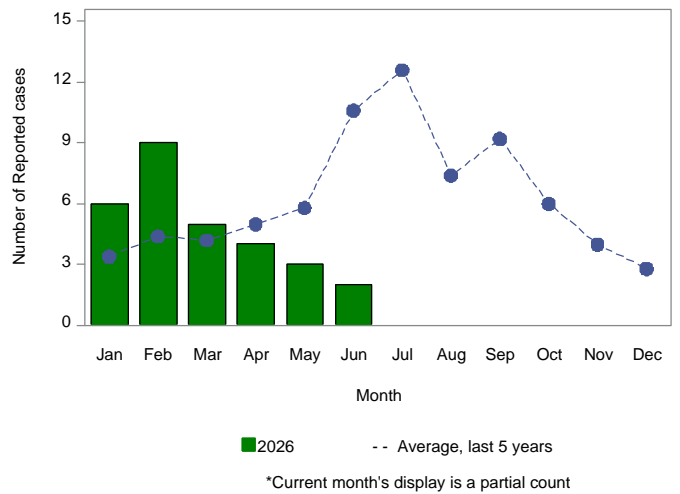
Number of Reported Cases of Shigellosis by Month



Number of Reported Cases of Pertussis by Month



Number of Reported Cases of Shiga toxin-producing E. coli by Month



Summary of Notifiable Infectious Diseases Reported to the New Mexico Electronic Disease Surveillance System (NM-EDSS) As of June 13, 2026

Includes probable and confirmed cases only.
Data for the current year are provisional and may change significantly upon the completion of ongoing investigations.
Data for prior years are also subject to minor revisions due to corrections or identification of historical cases.

Condition	This week	5-year weekly average	Week diff	Last 4 weeks	5-year 4-week average	Last 4 weeks diff	YTD 2026	5-year YTD average	YTD diff	Total 2025	Total 2024
2019 Corona Virus	0	1546	-1546	0	5490	-5490	3199	58040	-54841	18593	40743
Acute flaccid myelitis	0	0	0	0	0	0	0	0	0	0	1
Amebiasis	0	0	0	0	0	0	0	0	0	0	1
Anaplasma phagocytophilum	0	0	0	0	0	0	0	0	0	0	0
Botulism, foodborne	0	0	0	0	0	0	0	0	0	0	0
Botulism, infant	0	0	0	0	0	0	1	1	0	3	2
Botulism, other/unspecified	0	0	0	0	0	0	0	0	0	0	1
Botulism, wound	0	0	0	0	0	0	0	1	-1	3	0
Brucellosis	0	0	0	0	0	0	0	0	0	0	2
Campylobacteriosis	11	14	-3	64	49	15	248	195	53	692	624
Chikungunya Virus	0	0	0	0	0	0	0	0	0	2	0
Chikungunya non-neuroinvasive disease	0	0	0	0	0	0	1	0	1	1	1
Cholera	0	0	0	0	0	0	0	0	0	0	0
Coccidioidomycosis	0	1	-1	0	6	-6	1	43	-42	84	144
Colorado Tick Fever	0	0	0	0	0	0	0	0	0	0	0
Cryptosporidiosis	1	1	0	6	4	2	16	17	-1	68	78
Cyclosporiasis	0	0	0	1	1	0	1	1	0	9	8
Cysticercosis (Taenia solium)	0	0	0	0	0	0	2	0	2	0	1
Dengue Fever	0	0	0	0	0	0	2	1	1	1	13
Ehrlichiosis, chaffeensis	0	0	0	0	0	0	0	0	0	0	0
Ehrlichiosis/Anaplasmosis, undetermined	0	0	0	0	0	0	0	0	0	2	0
Giardiasis	2	2	0	5	7	-2	38	29	9	111	96
Group A Streptococcus, invasive	7	11	-4	23	45	-22	218	288	-70	628	638
Group B Streptococcus, invasive	7	6	1	14	24	-10	109	126	-17	311	318
Haemophilus influenzae, invasive	0	1	-1	0	4	-4	23	23	0	63	48
Hansen disease (Leprosy)	0	0	0	0	0	0	1	0	1	0	0
Hantavirus pulmonary syndrome	0	0	0	0	1	-1	1	3	-2	7	6
Hemolytic uremic synd,postdiarrheal	0	0	0	0	0	0	0	0	0	1	1
Hepatitis A, acute	0	0	0	0	0	0	1	3	-2	4	5
Hepatitis B Viral Infection, Perinatal	0	0	0	0	0	0	0	0	0	0	0
Hepatitis B virus infection, Chronic	0	2	-2	6	11	-5	48	64	-16	110	133
Hepatitis B, acute	0	0	0	0	1	-1	1	5	-4	9	9
Hepatitis C Virus Infection, chronic or resolved*	67	40	27	235	157	78	1216	986	230	2593	1684
Hepatitis C, acute	0	0	0	0	1	-1	0	3	-3	2	1
Hepatitis Delta co- or super-infection, acute	0	0	0	0	0	0	0	0	0	0	0

*This Week 23, 2026 report includes corrected Hepatitis C Virus Infection, chronic or resolved case counts, removing duplicate case reports that were included in these totals between October 2025 and June 2026.

Summary of Notifiable Infectious Diseases Reported to the New Mexico Electronic Disease Surveillance System (NM-EDSS) As of June 13, 2026

Includes probable and confirmed cases only.
Data for the current year are provisional and may change significantly upon the completion of ongoing investigations.
Data for prior years are also subject to minor revisions due to corrections or identification of historical cases.

Condition	This week	5-year weekly average	Week diff	Last 4 weeks	5-year 4-week average	Last 4 weeks diff	YTD 2026	5-year YTD average	YTD diff	Total 2025	Total 2024
Hepatitis E, acute	0	0	0	0	0	0	0	1	-1	2	0
Influenza-associated Pediatric Mortality	0	0	0	0	0	0	1	1	0	3	3
Legionellosis	0	1	-1	5	2	3	25	12	13	64	46
Listeriosis	0	0	0	0	0	0	4	1	3	2	4
Lyme disease	0	0	0	0	0	0	0	1	-1	4	7
Malaria	0	0	0	0	0	0	2	1	1	1	2
Measles (Rubeola)	0	1	-1	1	2	-1	17	17	0	100	2
Monkeypox	0	0	0	1	0	1	1	0	1	4	4
Multisystem Inflammatory Syndrome assoc COVID19	0	0	0	0	0	0	0	0	0	0	0
Mumps	0	0	0	0	0	0	0	0	0	0	0
Necrotizing Fasciitis	0	0	0	0	1	-1	0	14	-14	3	35
Neisseria meningitidis, invasive (Mening. disease)	0	0	0	0	0	0	1	1	0	4	2
Pertussis	2	1	1	6	6	0	27	29	-2	142	114
Plague	0	0	0	1	0	1	1	0	1	3	1
Q fever	0	0	0	0	0	0	0	0	0	1	1
Rabies, animal	2	0	2	2	1	1	7	5	2	13	12
Relapsing Fever (tick-borne)	0	0	0	0	0	0	0	0	0	1	0
Rubella	0	0	0	0	0	0	0	0	0	0	0
Salmonellosis	8	9	-1	28	35	-7	118	120	-2	383	370
Shiga toxin-producing Escherichia coli (STEC)	0	2	-2	5	6	-1	21	26	-5	142	83
Shigellosis	6	3	3	19	11	8	101	54	47	213	247
Spotted Fever Rickettsiosis	0	0	0	0	0	0	0	0	0	0	0
Strep pneumoniae, invasive	2	5	-3	16	25	-9	215	215	0	410	432
Streptococcal toxic-shock syndrome	0	0	0	0	0	0	0	0	0	0	0
Tetanus	0	0	0	0	0	0	0	0	0	0	1
Toxic-shock syndrome, staphylococcal	0	0	0	0	0	0	0	0	0	0	0
Tularemia, Human	0	0	0	0	0	0	0	0	0	0	0
Typhoid Fever (S. enteritica typhi)	0	0	0	0	0	0	0	1	-1	1	0
Typhoid fever (Salmonella typhi) - 2018 and prior	0	0	0	0	0	0	0	0	0	0	0
Varicella (Chickenpox)	1	0	1	2	2	0	25	17	8	34	43
Vibriosis	1	0	1	1	1	0	3	2	1	6	8
West Nile virus neuroinvasive disease	0	0	0	0	0	0	0	0	0	43	24
West Nile virus non-neuroinvasive disease	0	0	0	0	0	0	0	0	0	8	3
Yersiniosis (non pestis)	0	0	0	0	1	-1	11	6	5	28	17
Zika virus disease, non-congenital	0	0	0	0	0	0	0	0	0	0	0

*This Week 23, 2026 report includes corrected Hepatitis C Virus Infection, chronic or resolved case counts, removing duplicate case reports that were included in these totals between October 2025 and June 2026.