

Southwest Monthly Substance Use Report



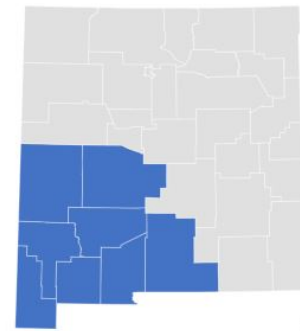
October 2024

This report encompasses data from the following counties: Catron, Socorro, Grant, Sierra, Hidalgo, Luna, Dona Ana, and Otero.

This report was generated using data from NMDOH's syndromic surveillance database. Syndromic surveillance is a passive surveillance system of emergency department (ED) visits in New Mexico that provides the state with near real-time data about emergency department visits.

A few things to keep in mind regarding syndromic surveillance data:

- 89% of non-federal hospitals in NM send ED data to NMDOH.
- All drug overdoses are suspected, meaning a patient presents with the symptoms of an overdose and/or the patient revives after naloxone administration, but when a drug screening hasn't been done. Drug involvement is often based upon the chief complaint and discharge diagnosis fields, and drug categories are not exclusive.
- Indian Health Service and Veteran's Administration data are **not** included. This leads to undercounts of these particular populations.
- To protect the privacy of patients, this report conforms to NMDOH's Small Numbers Rule. This means that if the population from which the numerator is derived is less than 20, and the numerator itself is one to three, those numbers are not shown.
- Location is based on facility location.
- Data drops in the first or last week of the graph are often due to only part of the week belonging to the month in question.



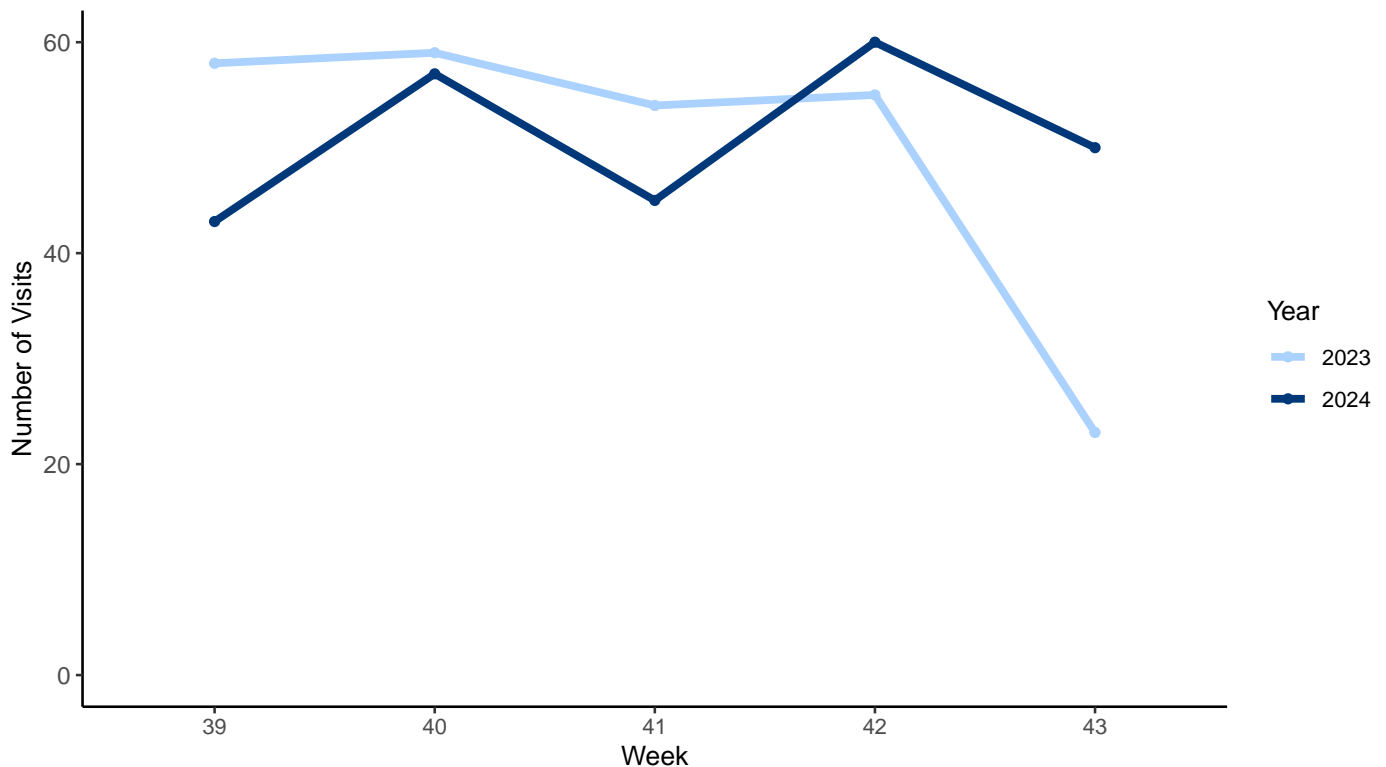
Powered by Bing
© GeoNames, Microsoft, TomTom

Population estimates are from 2021.

Alcohol

Week numbers are used so that two years of data can be compared.

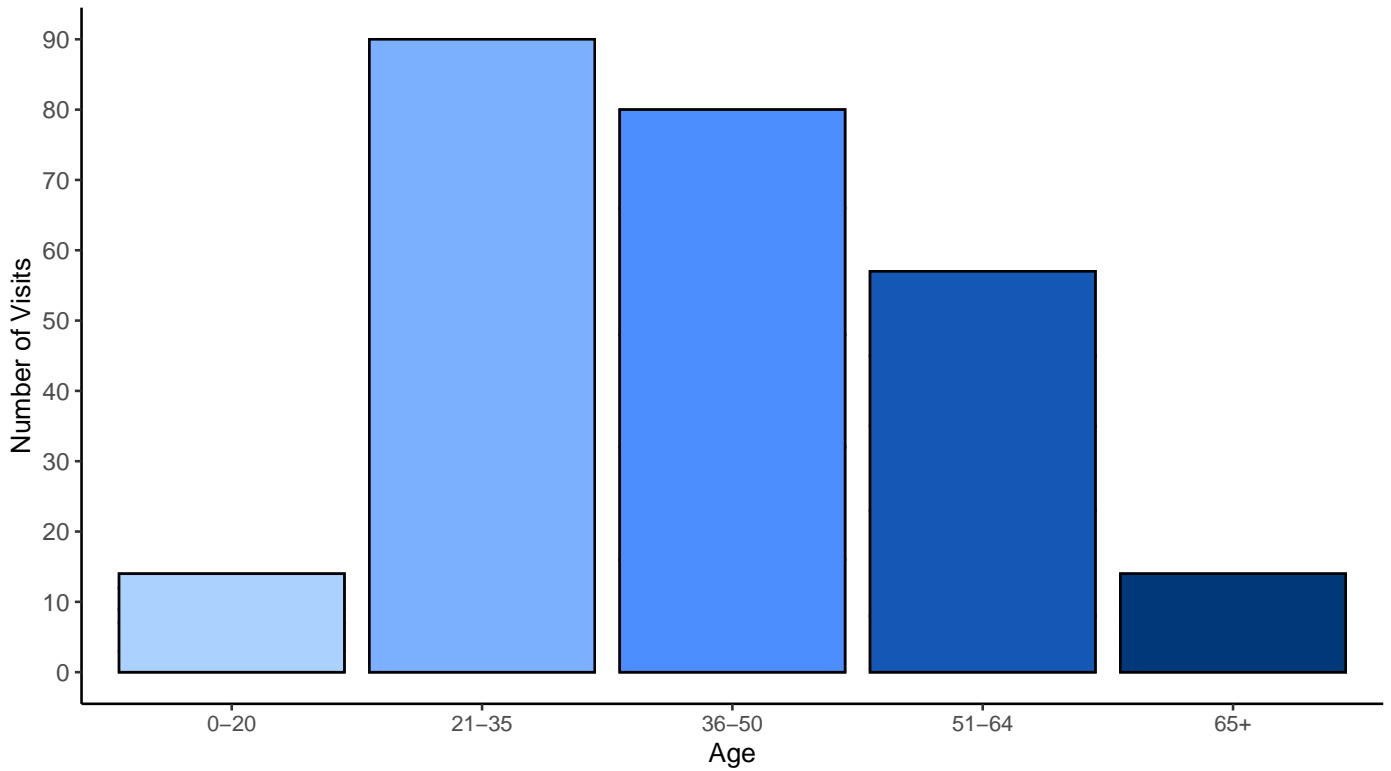
Alcohol-Involved ED Visits, October 2024 (n=255)



Southwest Monthly Substance Use Report



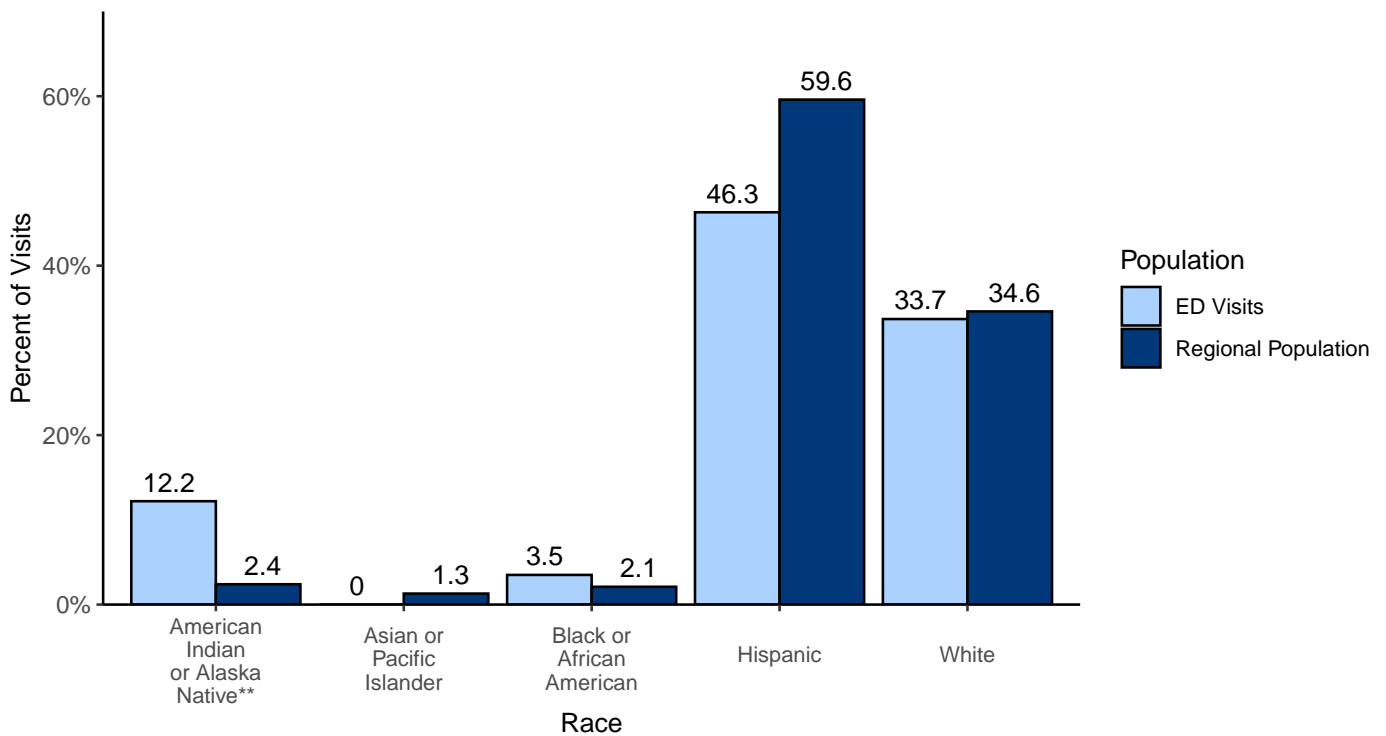
Alcohol-Involved ED Visits by Age, October 2024 (n=255)



Alcohol-Involved ED Visits by Sex, October 2024 (n=255)

Sex	Number of Visits
Female	87
Male	168

Alcohol-Involved ED Visits by Race/Ethnicity, October 2024(n=255)



**The number of American Indian/Alaska Natives are likely undercounted.

Southwest Monthly Substance Use Report



Because Indian Health Service data are not included in this report, the number of ED visits for American Indian/Alaska Native peoples are going to be under-counted. Therefore the burden of disease on that particular population cannot be deduced from this graph. The light blue bars represent the racial breakdown of the alcohol ED visits, and the dark blue bars represent the racial breakdown of the SW public health region overall. **A small percentage of the ED visits for alcohol were for people who had a missing value for race, or were coded as "Other race". They are not represented on this graph.**

Southwest Monthly Substance Use Report



Opioids

This category includes both prescription and illicit opioids.

Opioid Overdose ED Visits, October 2024 (n=12)

Substance	Number of visits
Opioid Overdose	12

Opioid Overdose ED Visits by Age, October 2024 (n=12)

Age	Number of visits
0-17	*
18-25	*
26-44	5
45-64	4
65+	*

Opioid Overdose ED Visits by Sex, October 2024 (n=12)

Sex	Number of visits
Female	5
Male	7

Opioid Overdose ED Visits by Race/Ethnicity, October 2024 (n=12)

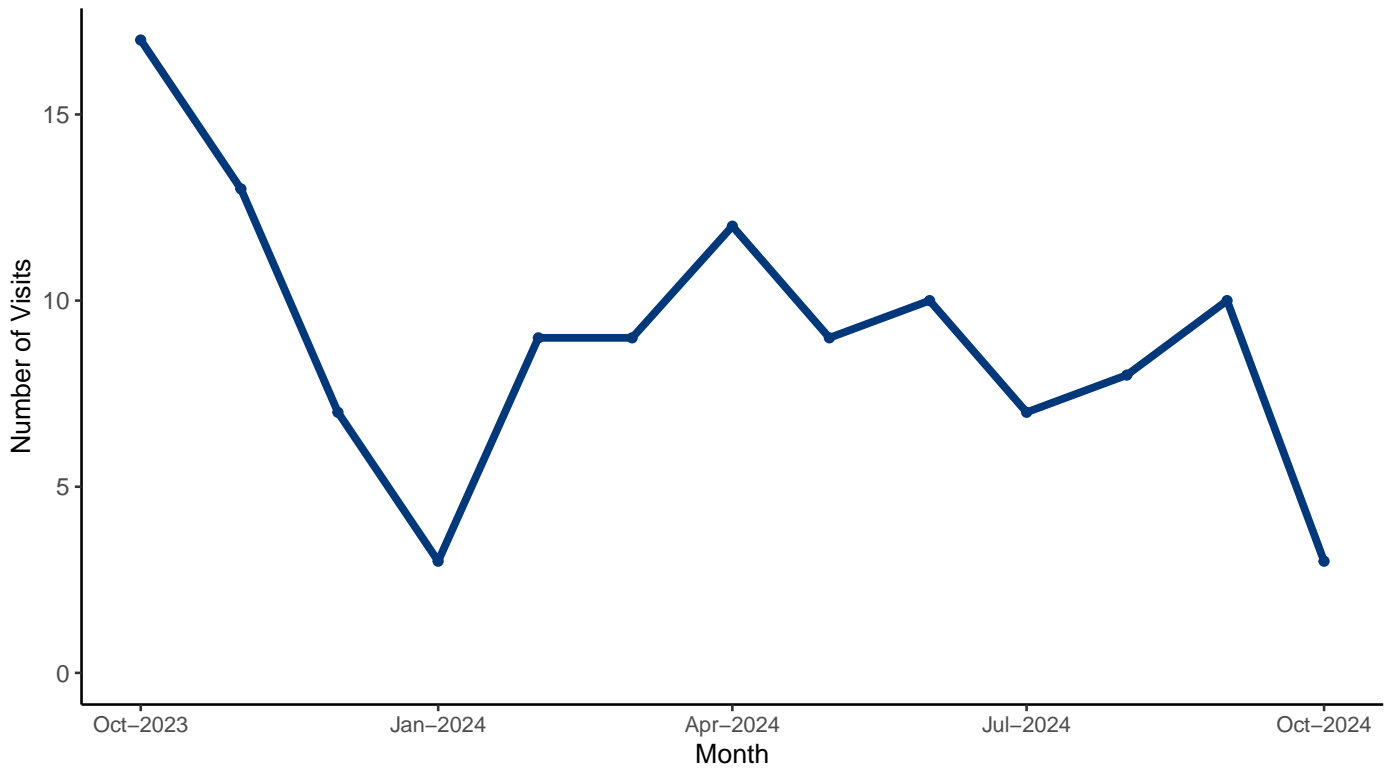
Race	Number of Visits
American Indian or Alaska Native**	*
Asian or Pacific Islander	*
Black or African American	*
Hispanic	7
White	5

Because Indian Health Service data are not included in this report, the number of ED visits for American Indian/Alaska Native peoples are going to be under-counted. Therefore the burden of disease on that particular population cannot be deduced from this table.

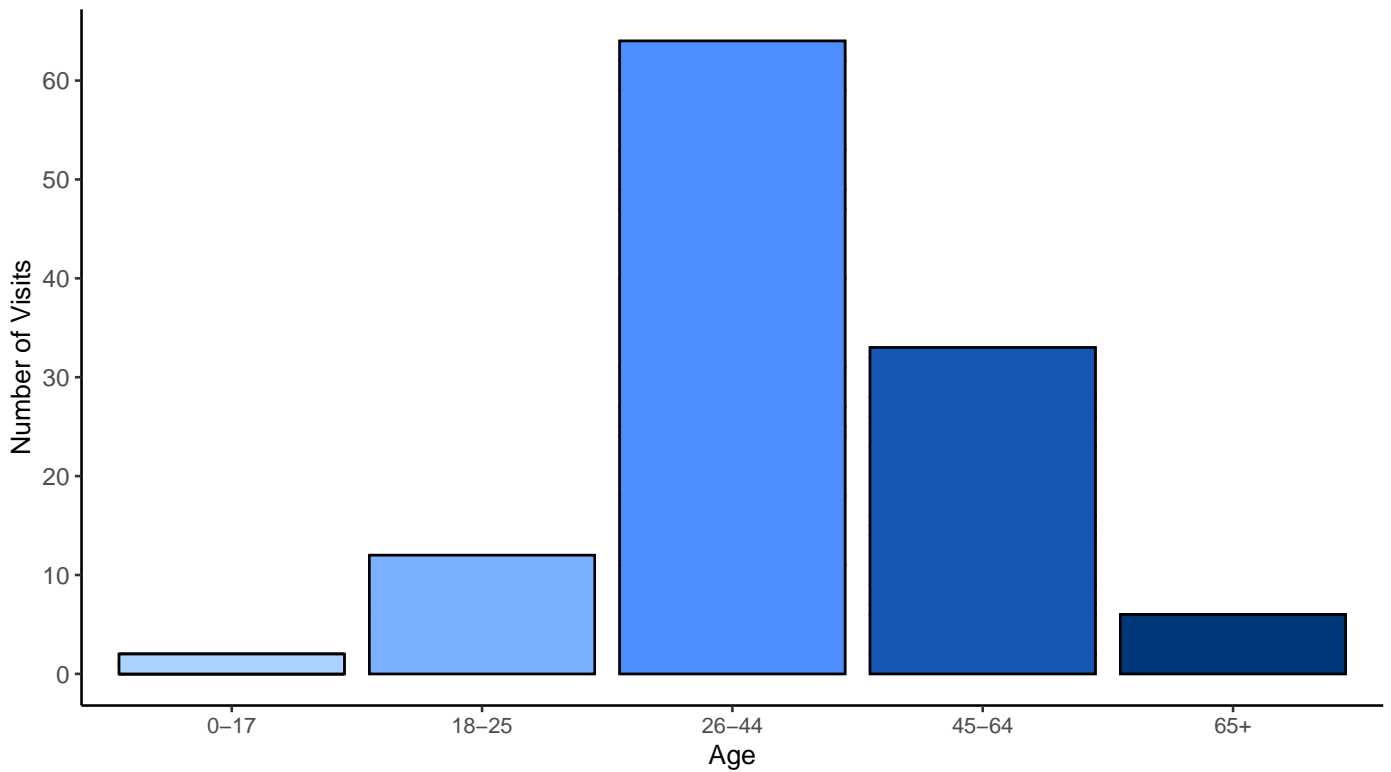
Stimulants

This category includes substances like methamphetamine, cocaine, MDMA, crack cocaine, and ecstasy (not exhaustive).

Stimulant-Involved ED Visits, October 2023-2024 (n=117)



Stimulant-Involved ED Visits by Age, October 2023-2024 (n=117)



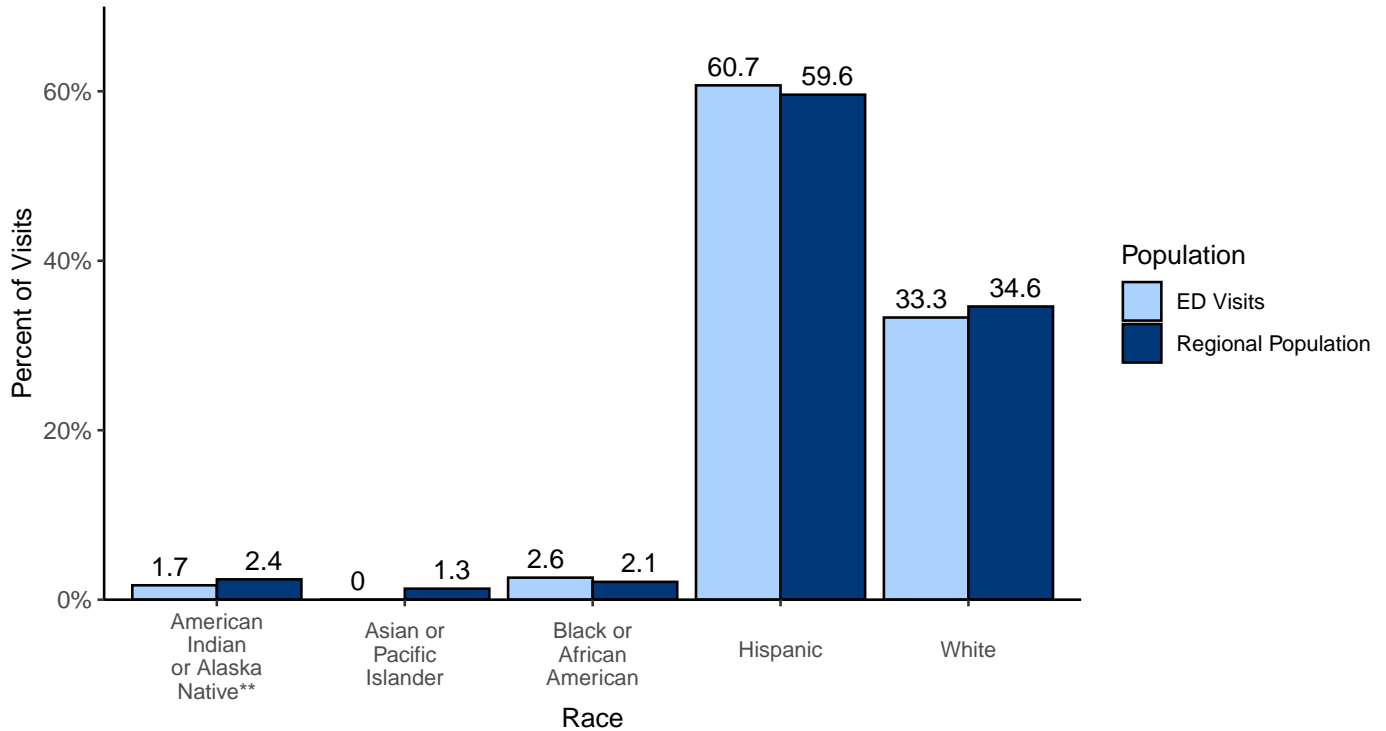
Southwest Monthly Substance Use Report



Stimulant-Involved ED Visits by Sex, October 2023-2024 (n=117)

Sex	Number of Visits
Female	27
Male	90

Stimulant-Involved ED Visits by Race/Ethnicity, October 2023-2024 (n =117)

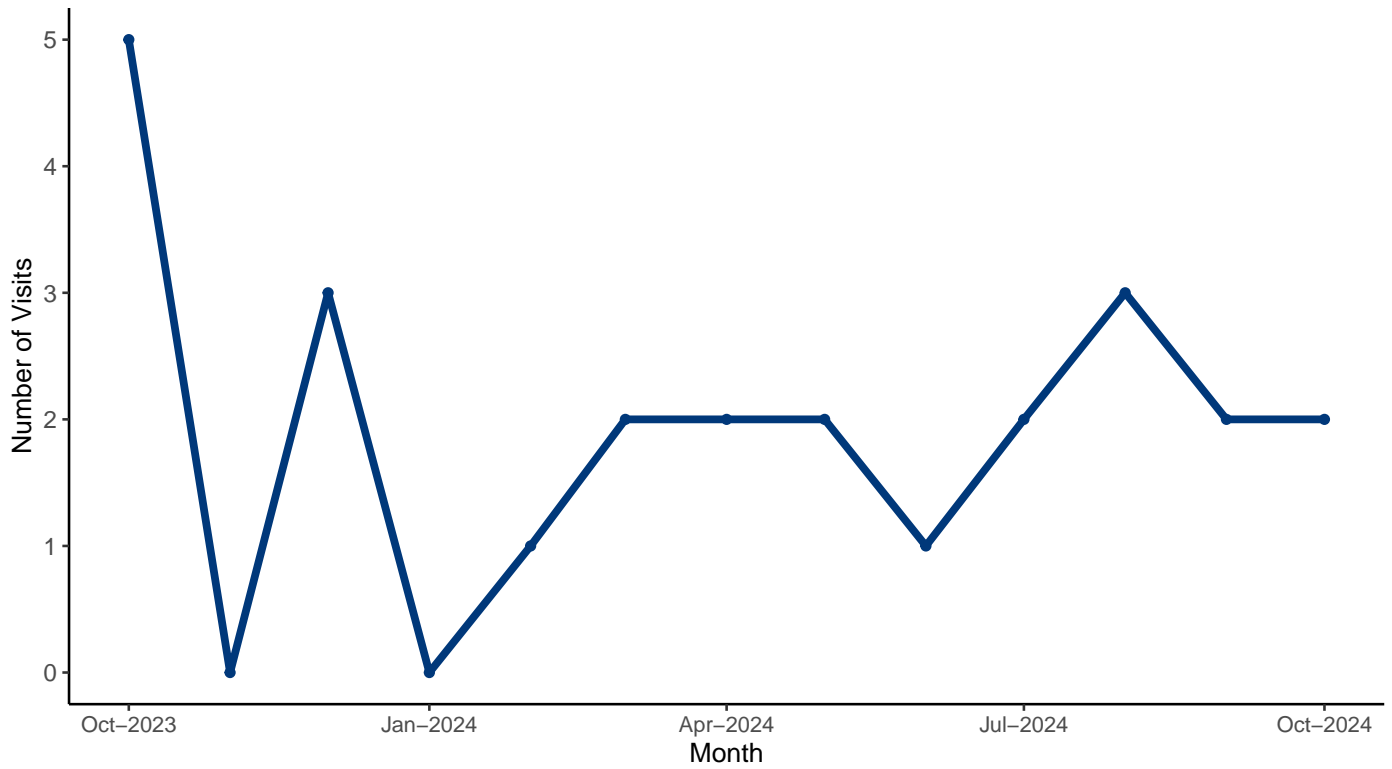


**The number of American Indian/Alaska Natives are likely undercounted.

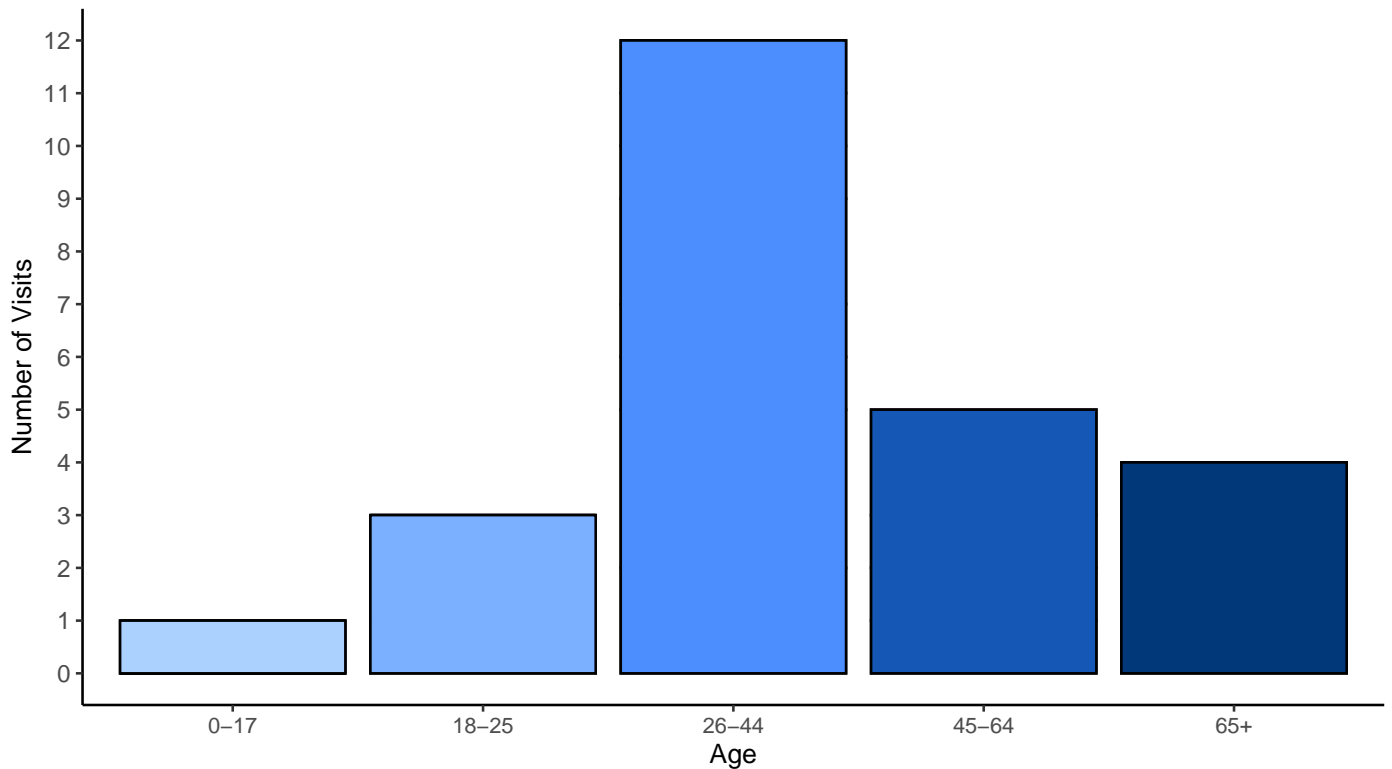
Because Indian Health Service data are not included in this report, the number of ED visits for American Indian/Alaska Native peoples are going to be under-counted. Therefore the burden of disease on that particular population cannot be deduced from this graph. The light blue bars represent the racial breakdown of the stimulant ED visits, and the dark blue bars represent the racial breakdown of the SW public health region overall. **A small percentage of the ED visits for stimulants were for people who had a missing value for race, or were coded as "Other race". They are not represented on this graph.**

Benzodiazepines

Benzodiazepine Overdose ED Visits, October 2023-2024 (n=25)



Benzodiazepine Overdose ED Visits by Age, October 2023-2024 (n=25)



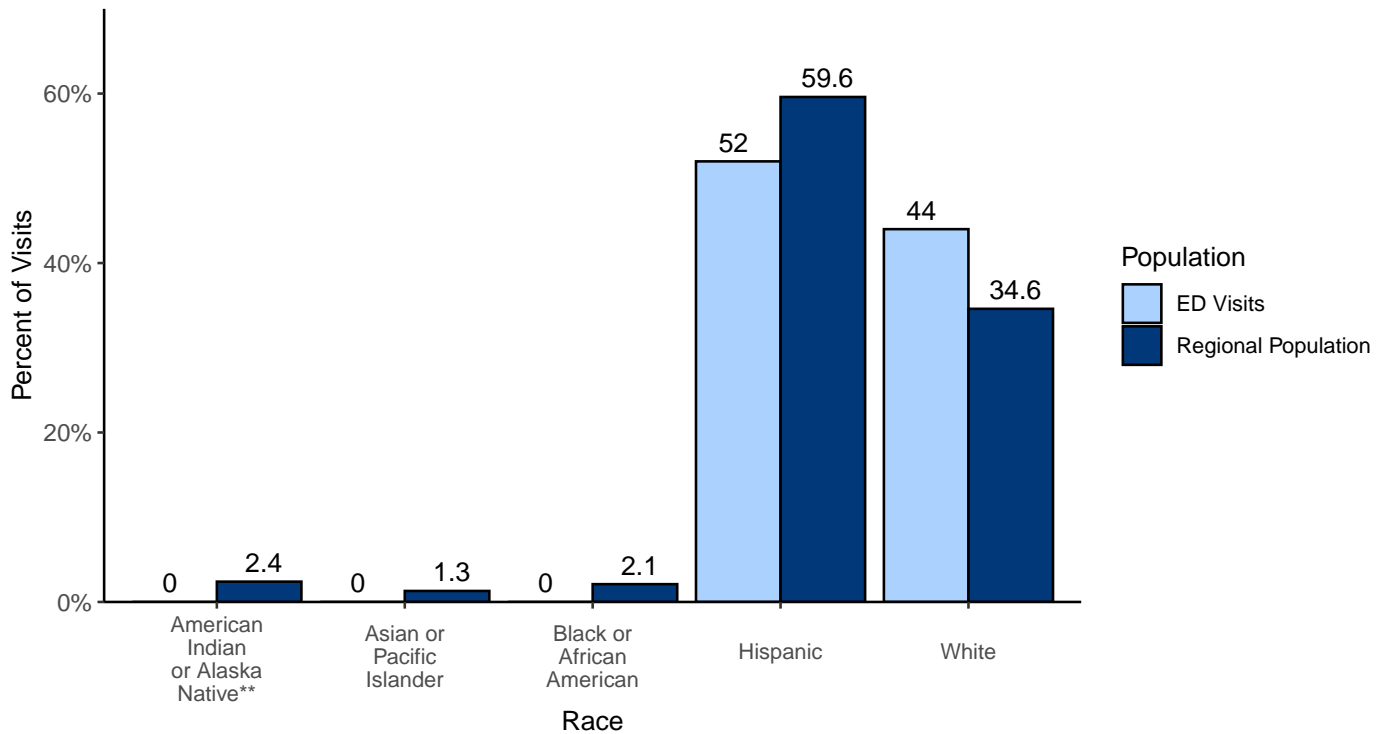
Southwest Monthly Substance Use Report



Benzodiazepine Overdose ED Visits by Sex, October 2023-2024 (n=25)

Sex	Number of Visits
Female	11
Male	14

Benzodiazepine Overdose ED Visits by Race/Ethnicity, October 2023-2024 (n=25)



Because Indian Health Service data are not included in this report, the number of ED visits for American Indian/Alaska Native peoples are going to be under-counted. Therefore the burden of disease on that particular population cannot be deduced from this graph. The light blue bars represent the racial breakdown of the benzodiazepine ED visits, and the dark blue bars represent the racial breakdown of the SW public health region overall. **A small percentage of the ED visits for benzodiazepines were for people who had a missing value for race, or were coded as “Other race”. They are not represented on this graph.**

Polysubstance Use

Polysubstance use is the intentional or unintentional consumption of one or more drugs either at the same time or within a short period of time. The drug categories presented here are not mutually exclusive. There are **2 visit(s)** where polysubstance use was indicated.

This report includes data from the following hospitals:

- Mountainview Regional Medical Center
- Memorial Medical Center
- Gerald Champion Regional Medical Center
- Gila Regional Medical Center
- Mimbres Memorial Medical Center
- Socorro General Hospital
- Three Crosses Regional Hospital

For questions, contact Percis Drew, DrPH, at percis.drew@doh.nm.gov.