

Southwest Monthly Substance Use Report

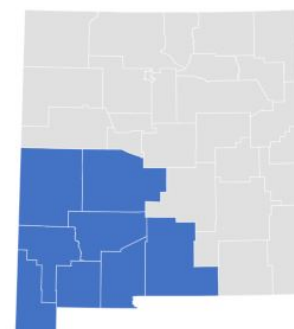
February 2025

This report encompasses data from the following New Mexico counties: Catron, Dona Ana, Grant, Hidalgo, Luna, Otero, Sierra and Socorro.

This report was generated using data from NMDOH's syndromic surveillance database. Syndromic surveillance is a passive surveillance system of emergency department (ED) visits in New Mexico that provides the state with near real-time data about emergency department visits.

A few things to keep in mind regarding syndromic surveillance data:

- 93% of non-federal hospitals in NM send ED data to NMDOH.
- All drug overdoses are suspected, meaning a patient presents with the symptoms of an overdose and/or the patient revives after naloxone administration, but when a drug screening hasn't been done. Drug involvement is often based upon the chief complaint and discharge diagnosis fields, and drug categories are not exclusive.
- Indian Health Service and Veteran's Administration data are **not** included. This leads to undercounts of these particular populations.
- To protect the privacy of patients, this report conforms to NMDOH's Small Numbers Rule. This means that if the population from which the numerator is derived is less than 20, and the numerator itself is one to three, those numbers are not shown. Rates that can be used to determine the value of suppressed cells are also suppressed.
- Location is based on facility location.
- Data drops in the first or last week of the graph are often due to only part of the week belonging to the month in question.



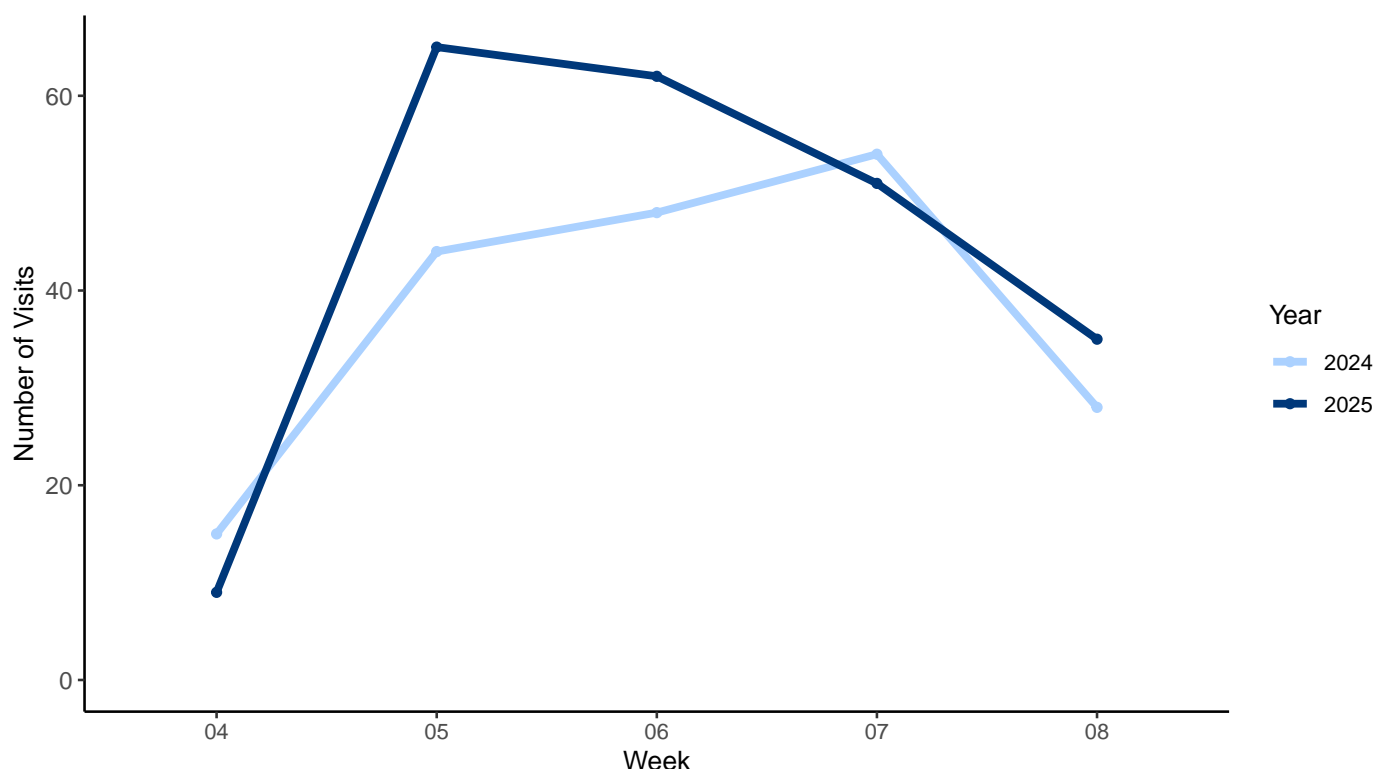
Powered by Bing
© GeoNames, Microsoft, TomTom

Population estimates are from 2023.

Alcohol

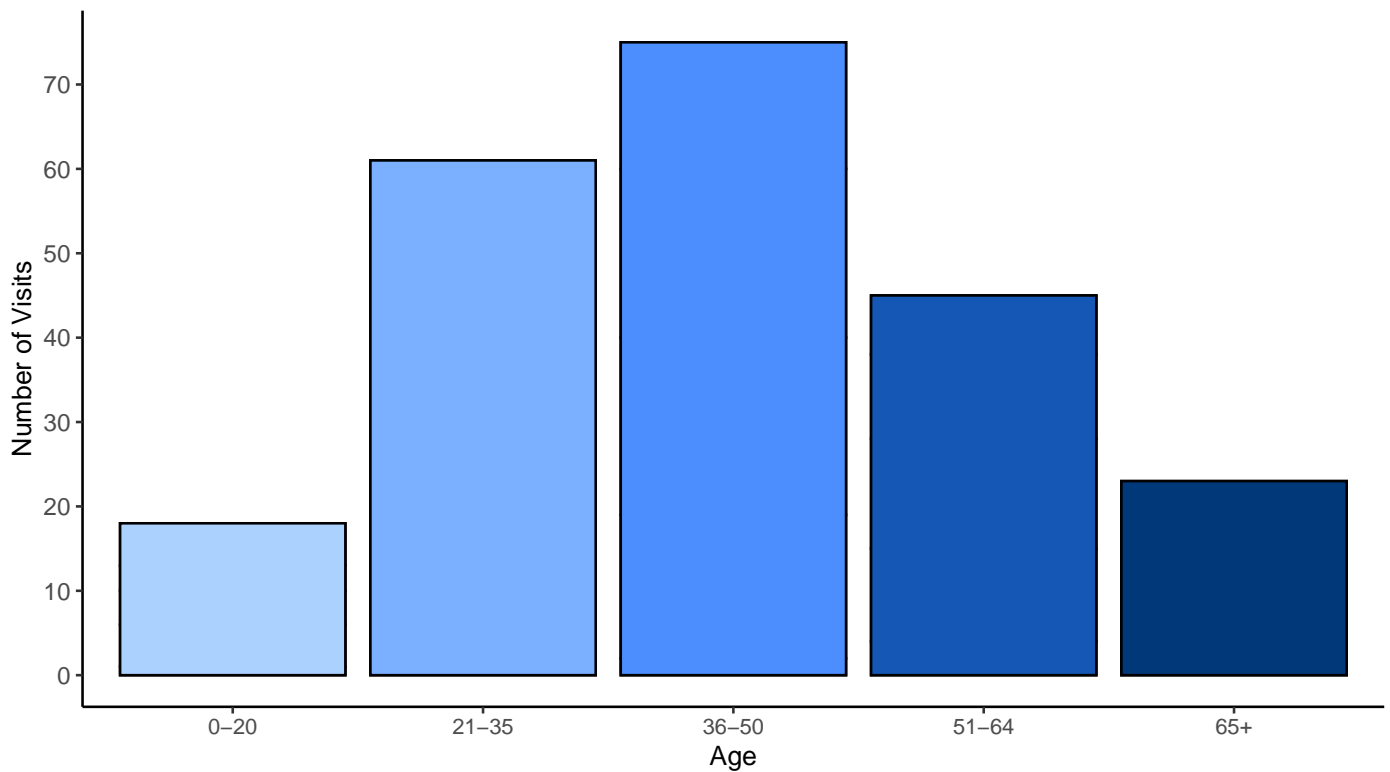
Two years of data are compared by week.

Alcohol-Involved ED Visits, February 2025 (n=222)



Southwest Monthly Substance Use Report

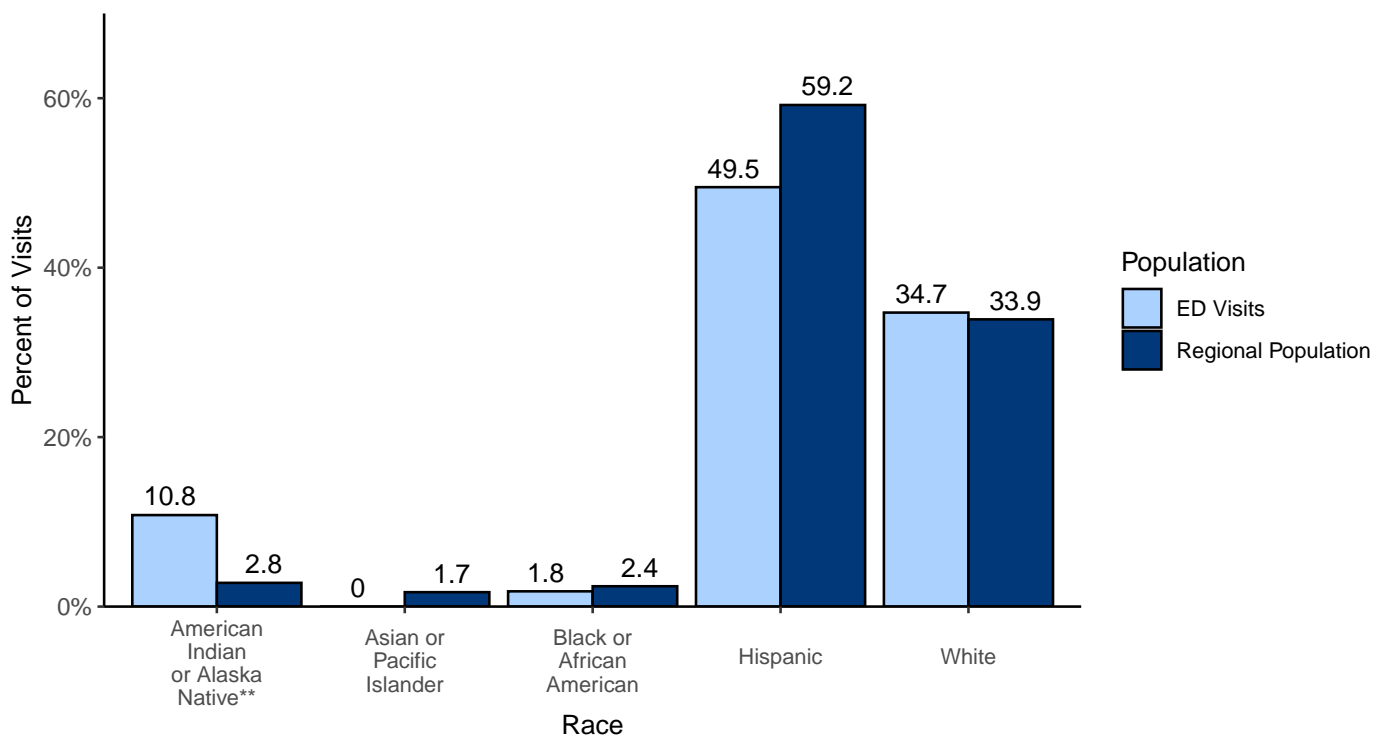
Alcohol-Involved ED Visits by Age, February 2025 (n=222)



Alcohol-Involved ED Visits by Sex, February 2025 (n=222)

Sex	Number of Visits
Female	61
Male	161

Alcohol-Involved ED Visits by Race/Ethnicity, February 2025(n=222)



**The number of American Indian/Alaska Natives are likely undercounted.

Southwest Monthly Substance Use Report



Because Indian Health Service data are not included in this report, the number of ED visits for American Indian/Alaska Native peoples are going to be under-counted. Therefore the burden of disease on that particular population cannot be deduced from this graph. The light blue bars represent the racial breakdown of the alcohol ED visits, and the dark blue bars represent the racial breakdown of the SW public health region overall. **A small percentage of the ED visits for alcohol were for people who had a missing value for race, or were coded as "Other race". They are not represented on this graph.**

Southwest Monthly Substance Use Report



Opioids

This category includes both prescription and illicit opioids.

Opioid Overdose ED Visits, February 2025 (n=14)

Substance	Number of visits
Opioid Overdose	14

Opioid Overdose ED Visits by Age, February 2025 (n=14)

Age	Number of visits
0-17	*
18-25	*
26-44	10
45-64	*
65+	*

Opioid Overdose ED Visits by Sex, February 2025 (n=14)

Sex	Number of visits
Female	*
Male	*

Opioid Overdose ED Visits by Race/Ethnicity, February 2025 (n=14)

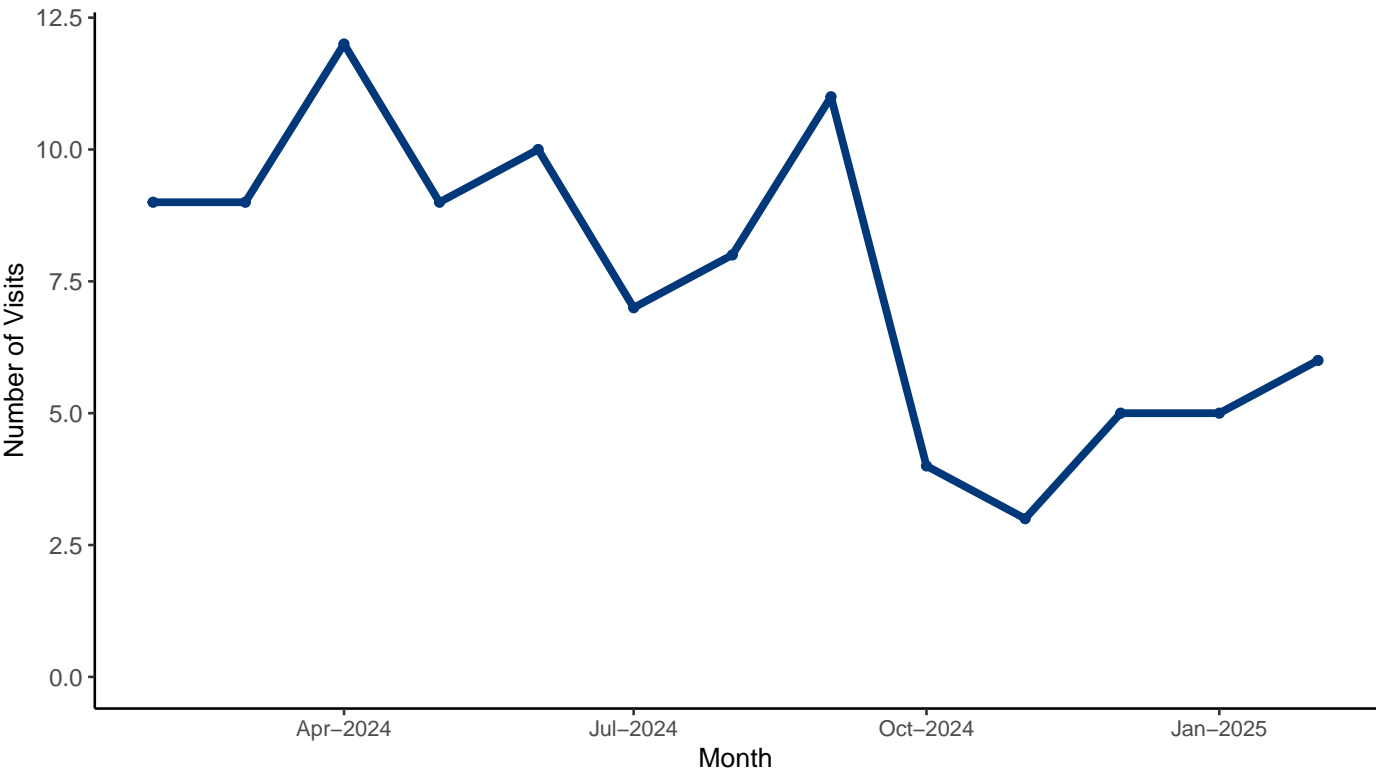
Race	Number of Visits
American Indian or Alaska Native**	*
Asian or Pacific Islander	*
Black or African American	*
Hispanic	6
White	4

Because Indian Health Service data are not included in this report, the number of ED visits for American Indian/Alaska Native peoples are going to be under-counted. Therefore the burden of disease on that particular population cannot be deduced from this table.

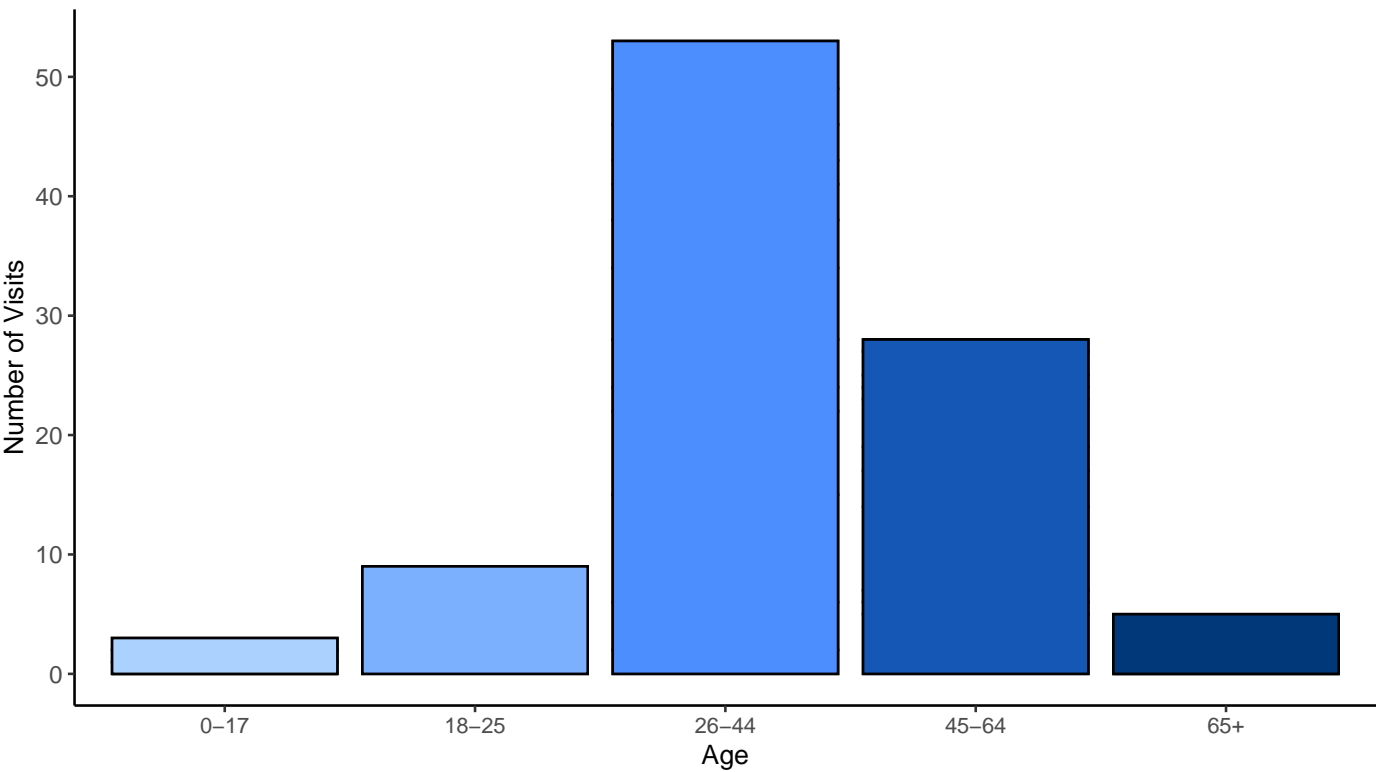
Stimulants

This category includes substances like methamphetamine, cocaine, MDMA, crack cocaine, and ecstasy (not exhaustive).

Stimulant-Involved ED Visits, February 2024-2025 (n=98)



Stimulant-Involved ED Visits by Age, February 2024-2025 (n=98)

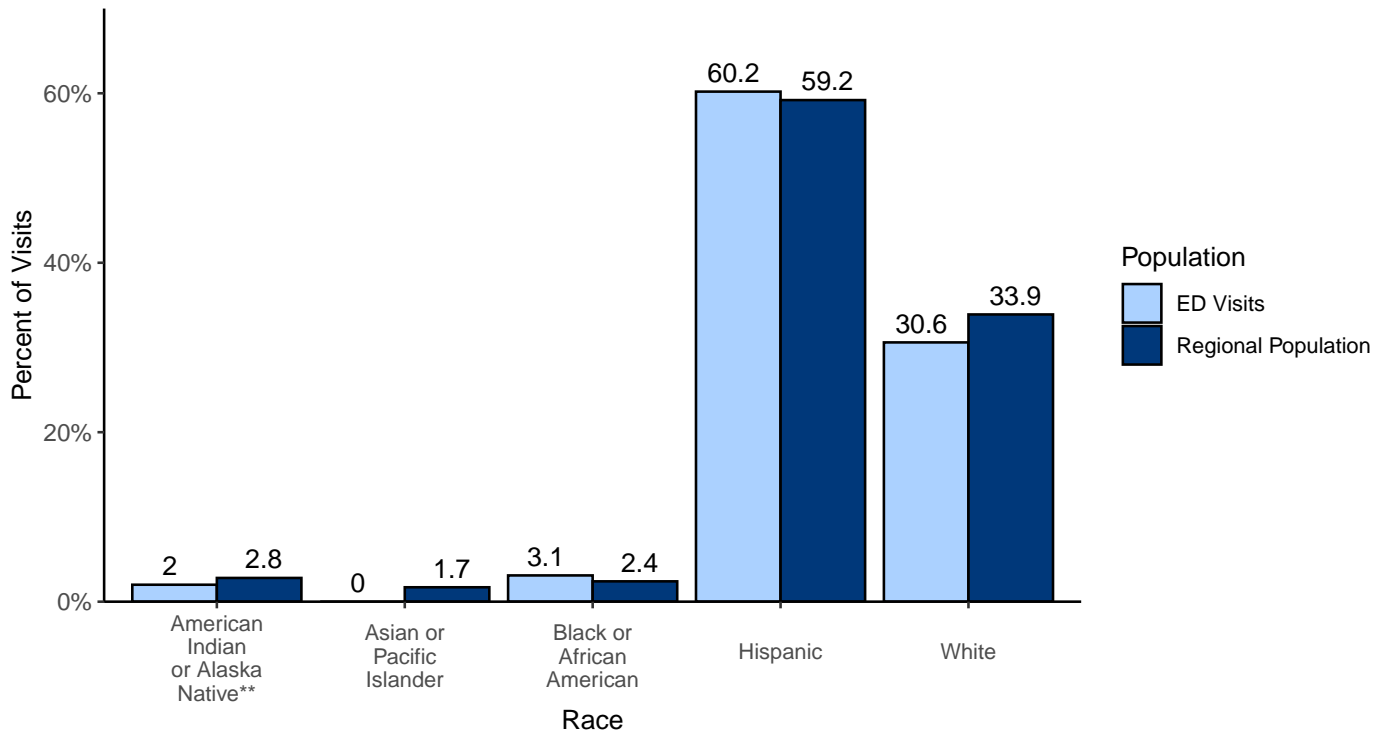


Southwest Monthly Substance Use Report

Stimulant-Involved ED Visits by Sex, February 2024-2025 (n=98)

Sex	Number of Visits
Female	29
Male	69

Stimulant-Involved ED Visits by Race/Ethnicity, February 2024-2025 (n =98)

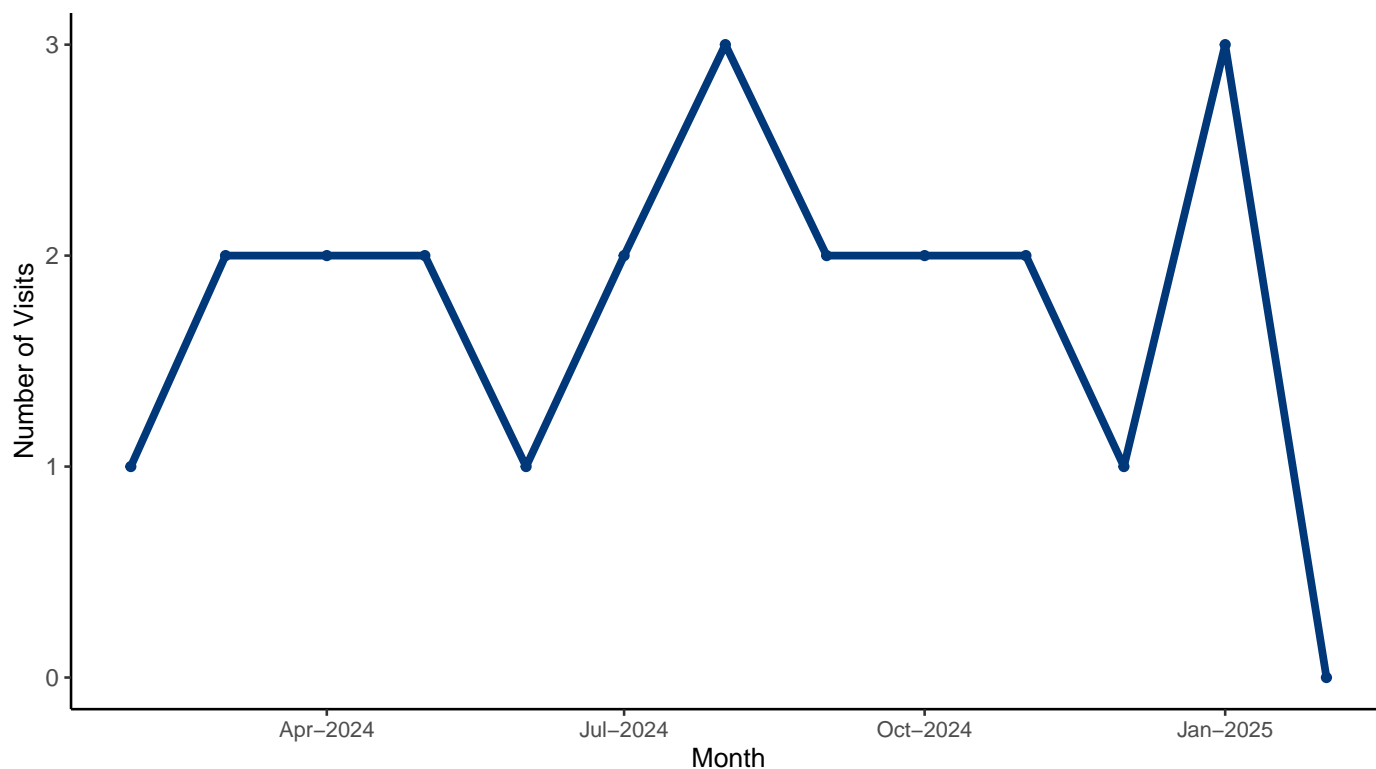


**The number of American Indian/Alaska Natives are likely undercounted.

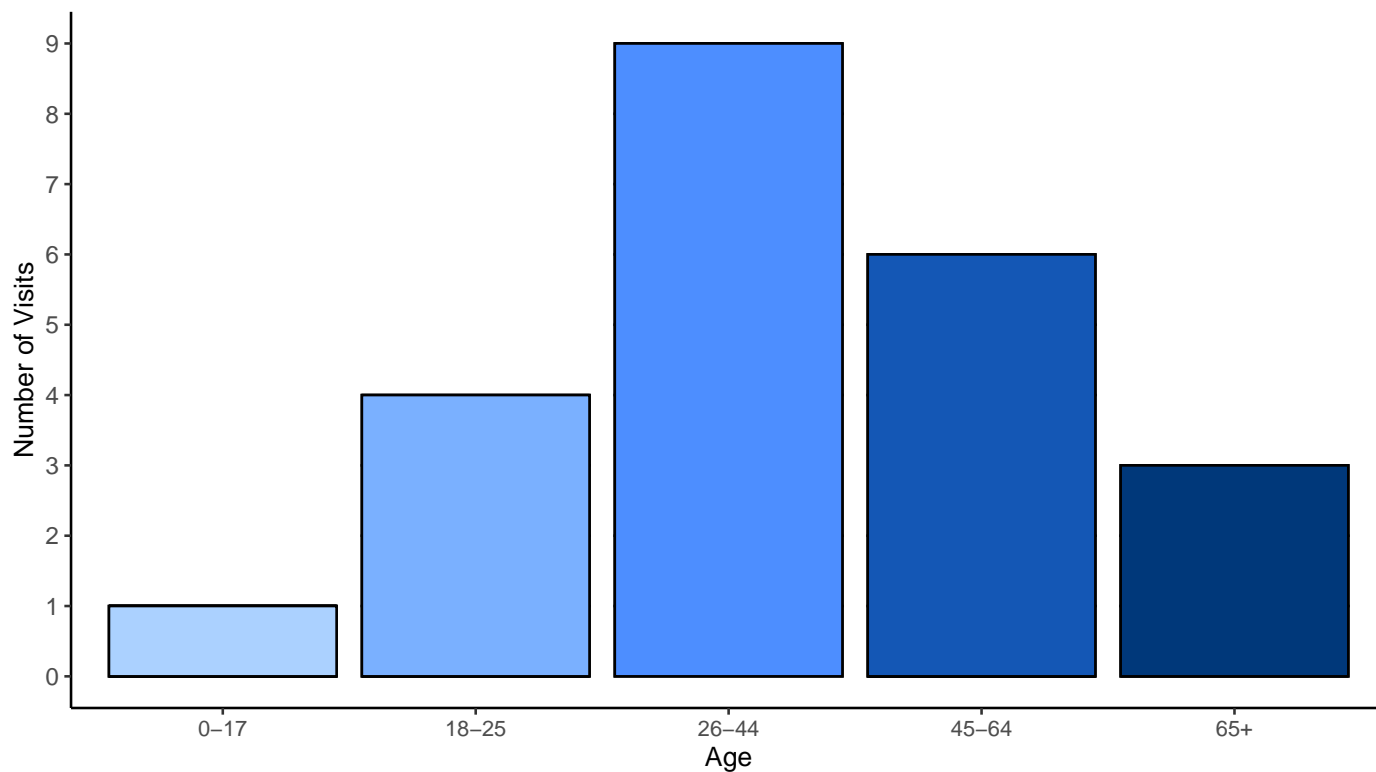
Because Indian Health Service data are not included in this report, the number of ED visits for American Indian/Alaska Native peoples are going to be under-counted. Therefore the burden of disease on that particular population cannot be deduced from this graph. The light blue bars represent the racial breakdown of the stimulant ED visits, and the dark blue bars represent the racial breakdown of the SW public health region overall. **A small percentage of the ED visits for stimulants were for people who had a missing value for race, or were coded as "Other race". They are not represented on this graph.**

Benzodiazepines

Benzodiazepine Overdose ED Visits, February 2024-2025 (n=23)



Benzodiazepine Overdose ED Visits by Age, February 2024-2025 (n=23)



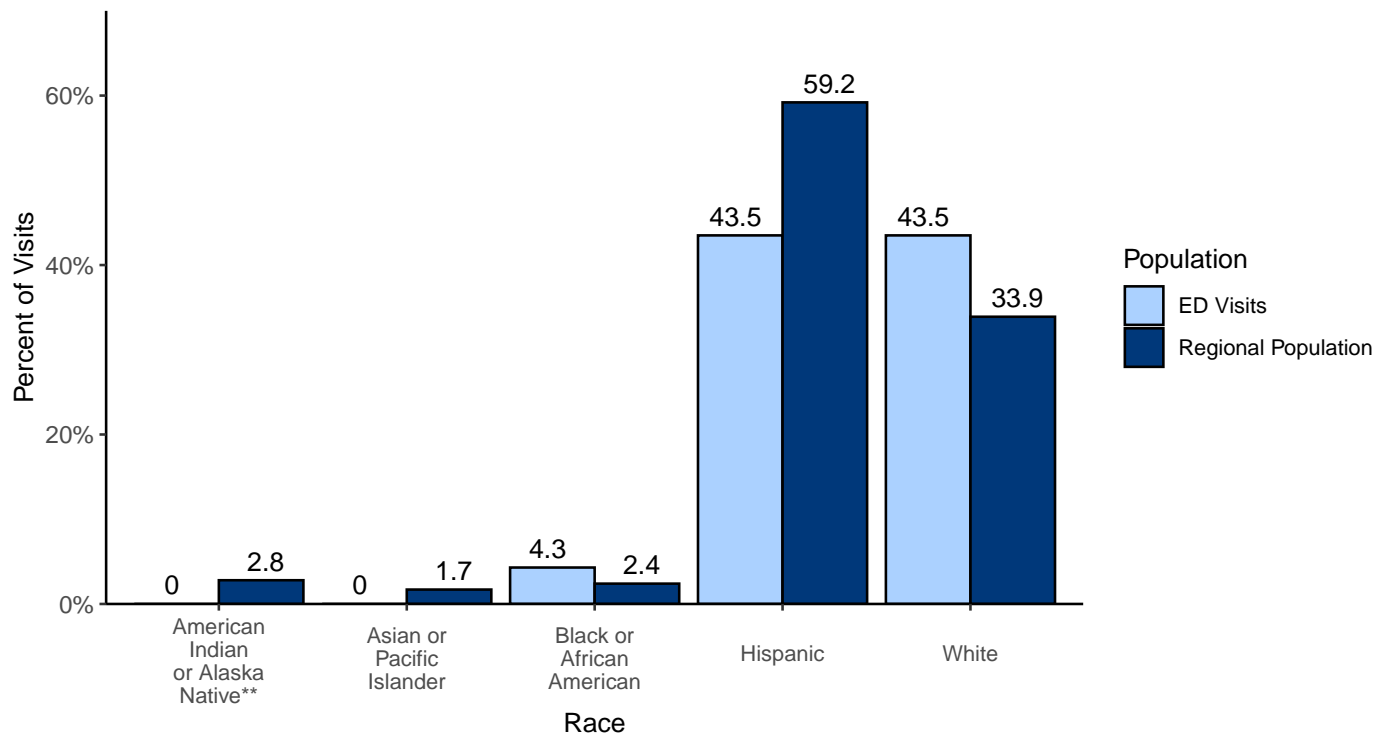
Southwest Monthly Substance Use Report



Benzodiazepine Overdose ED Visits by Sex, February 2024-2025 (n=23)

Sex	Number of Visits
Female	11
Male	12

Benzodiazepine Overdose ED Visits by Race/Ethnicity, February 2024-2025 (n=23)



**The number of American Indian/Alaska Natives are likely undercounted.

Because Indian Health Service data are not included in this report, the number of ED visits for American Indian/Alaska Native peoples are going to be under-counted. Therefore the burden of disease on that particular population cannot be deduced from this graph. The light blue bars represent the racial breakdown of the benzodiazepine ED visits, and the dark blue bars represent the racial breakdown of the SW public health region overall. **A small percentage of the ED visits for benzodiazepines were for people who had a missing value for race, or were coded as "Other race". They are not represented on this graph.**

Polysubstance Use

Polysubstance use is the intentional or unintentional consumption of one or more drugs either at the same time or within a short period of time. The drug categories presented here are not mutually exclusive. There is **1 visit** where polysubstance use was indicated.

This report includes data from the following hospitals:

- Gerald Champion Regional Medical Center
- Gila Regional Medical Center
- Memorial Medical Center
- Mimbres Memorial Medical Center
- Mountainview Regional Medical Center
- Socorro General Hospital
- Three Crosses Regional Hospital

For questions, contact Percis Drew, DrPH, at percis.drew@doh.nm.gov.