

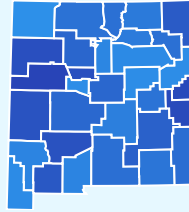


New Mexico Adult-Use Cannabis Demand Survey



26 grams

Approximate average grams of cannabis consumed per month reported by respondents



1,167

New Mexican respondents from 136 ZIP codes




>20%

Reported past-month cannabis use

5x

Larger past-month cannabis user representation than the New Mexico data set collected by the largest federal survey related to cannabis use



Respondents reporting past-month cannabis use show similar percentages based on gender, age, the number of individuals on Native American or Tribal Land, and other demographic variables




Respondents in rural ZIP codes had more negative perceptions of the harms and benefits of cannabis use, while those in urban ZIP codes had more positive perceptions.



88%

of New Mexican medical cannabis users report dispensaries being adequately stocked.



\$10.05

After adjusting for median household income, the price per gram of medical cannabis was 6% lower relative to the rest of the United States.

Accuracy & Reliability in Findings

The cannabis use questions employed in this survey are supported by at least 20 scientific publications. These studies show that participant self-reports about their substance use, including cannabis, are reliable (for example, if you ask them twice in a day about their past-month use, it will be the same) and match biologically verified cannabis use patterns (they are accurate).