

DENTAL FAST FACTS

- Baby teeth begin to appear around 6 months of age and continue until about 33 months of age.
- Adult teeth start to appear around 6 years of age, and most teeth are in place by age 13.
- Wisdom teeth appear between 17-21 years of age.



Why it's important to care for baby teeth



Baby teeth reserve space for their adult teeth.



Baby teeth give your child's face its shape.



Baby teeth help with the development of clear speech.

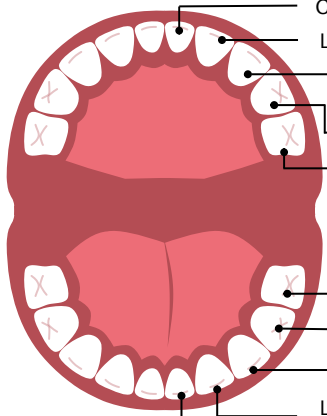

Primary & Permanent Tooth Eruption

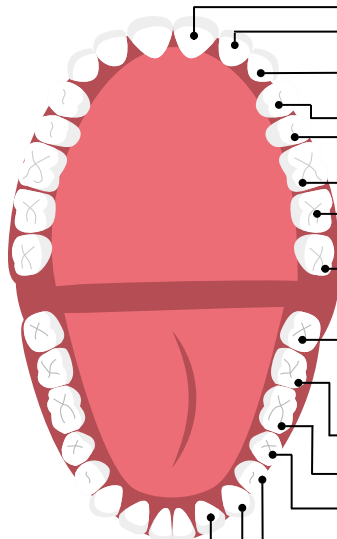
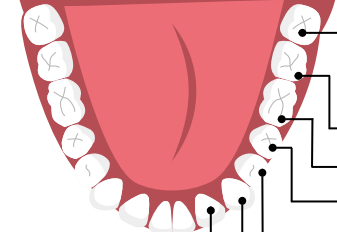
When a baby's teeth start to come in, the first ones are usually the two middle teeth on the bottom. These are called the central incisors. After that, the two middle teeth on the top come in.

Next the 4 teeth next to the middle ones on the bottom and top (called lateral incisors) erupt. After that, the first 4 molars (big, flat teeth in the back) appear.

Then, the pointed teeth, called canines, show up. Finally, around age 2, the last baby teeth, the second molars, come in.

Every child is different, but if teeth fail to appear after the expected time, check with your child's dental provider to make sure they are developing properly.

UPPER TEETH		ERUPT	SHED
	Central incisor	8-12 mos.	6-7 yrs.
	Lateral incisor	9-13 mos.	7-8 yrs.
	Canine	16-22 mos.	10-12 yrs.
	1st molar	13-19 mos.	9-11 yrs.
	2nd molar	25-33 mos.	10-12 yrs.
LOWER TEETH		ERUPT	SHED
	2nd molar	23-31 mos.	6-7 yrs.
	1st molar	14-18 mos.	7-8 yrs.
	Canine	17-23 mos.	10-12 yrs.
	Lateral incisor	10-16 mos.	9-11 yrs.
	Central incisor	6-10 mos.	10-12 yrs.

UPPER TEETH		ERUPT
	Central incisor	7-8 yrs.
	Lateral incisor	8-9 yrs.
	Canine	11-12 yrs.
	1st premolar	10-11 yrs.
	2nd premolar	10-12 yrs.
	1st molar	6-7 yrs.
	2nd molar	12-13 yrs.
	3rd molar (wisdom tooth)	17-21 yrs.
LOWER TEETH		ERUPT
	3rd molar (wisdom tooth)	17-21 yrs.
	2nd molar	11-13 yrs.
	1st molar	6-7 yrs.
	2nd premolar	11-12 yrs.
	1st premolar	10-12 yrs.
	Canine	9-10 yrs.
	Lateral incisor	7-8 yrs.
	Central incisor	6-7 yrs.

Office of Oral Health

phone: 505-827-0837 | fax: 505-827-2329

1190 S. St Francis Dr., Santa Fe, NM 87505 | nmhealth.org

